

PLANX™ Detail List

Sheet Number	Sheet Name	Current Revision Date
PLANX-00	PLANX™ SHEET SET	
PLANX_CLOSURE	Standard Snap-in Module with 5/8" Filler Strips	
PLANX_EC	Perimeter Condition with End Cap	
PLANX_FLT-1	Perimeter Field Cut Length C-Channel Trim	
PLANX_FLT-2	Perimeter Field Cut Width C-Channel Trim	
PLANX_LHT1	Light Fixture Penetration	
PLANX_LHT2	Linear Light Fixture Penetration	
PLANX_P1A_SFR	Perimeter at Wall Field Cut L-Angle Main Tee Free	
PLANX_P1A_SFX	Perimeter at Wall Field Cut L-Angle Main Tee Fixed	
PLANX_P1B_SFR	Perimeter at Wall Field Cut L-Angle Main Tee Free	
PLANX_P1B_SFX	Perimeter at Wall Field Cut L-Angle Main Tee Fixed	
PLANX_PNL1	Standard 4" Module	
PLANX_PNL2	Standard 6" Module	
PLANX_PNL3	Standard 8" Module	
PLANX_PNL4	Standard 10" Module	
PLANX_PNL5	Standard 12" Module	
PLANX_SPKR	Sprinkler Penetration	

CEILINGS PLUS PLANX™

NOTES:

1. Reference USG Ceilings Plus Planx™ Linear Metal Suspended Ceiling System Data Sheet (English) - IC5416 for product information.
2. The following details are basic System Details. Integrations of Third-Party systems (such as light fixtures, air diffusers, sprinklers, speakers, etc) are independently attached to the deck, not to any part of the Planx™ System.
3. Please contact your local sales representative for the following documents:
 - ♦ Architectural Specification
 - ♦ Installation Manual
 - ♦ Cleaning Instructions
 - ♦ Warranty
 - ♦ System Guide
3. For best installation results, pre-drill all holes at perimeters through Planx™ panel and suspension system before installing fasteners.



USG
USG Corporation
550 West Adams Street
Chicago, IL 60661 USA
www.usg.com

CEILINGS PLUS®

CEILINGS PLUS PLANX™ SYSTEM DETAILS

ISSUE RECORD:

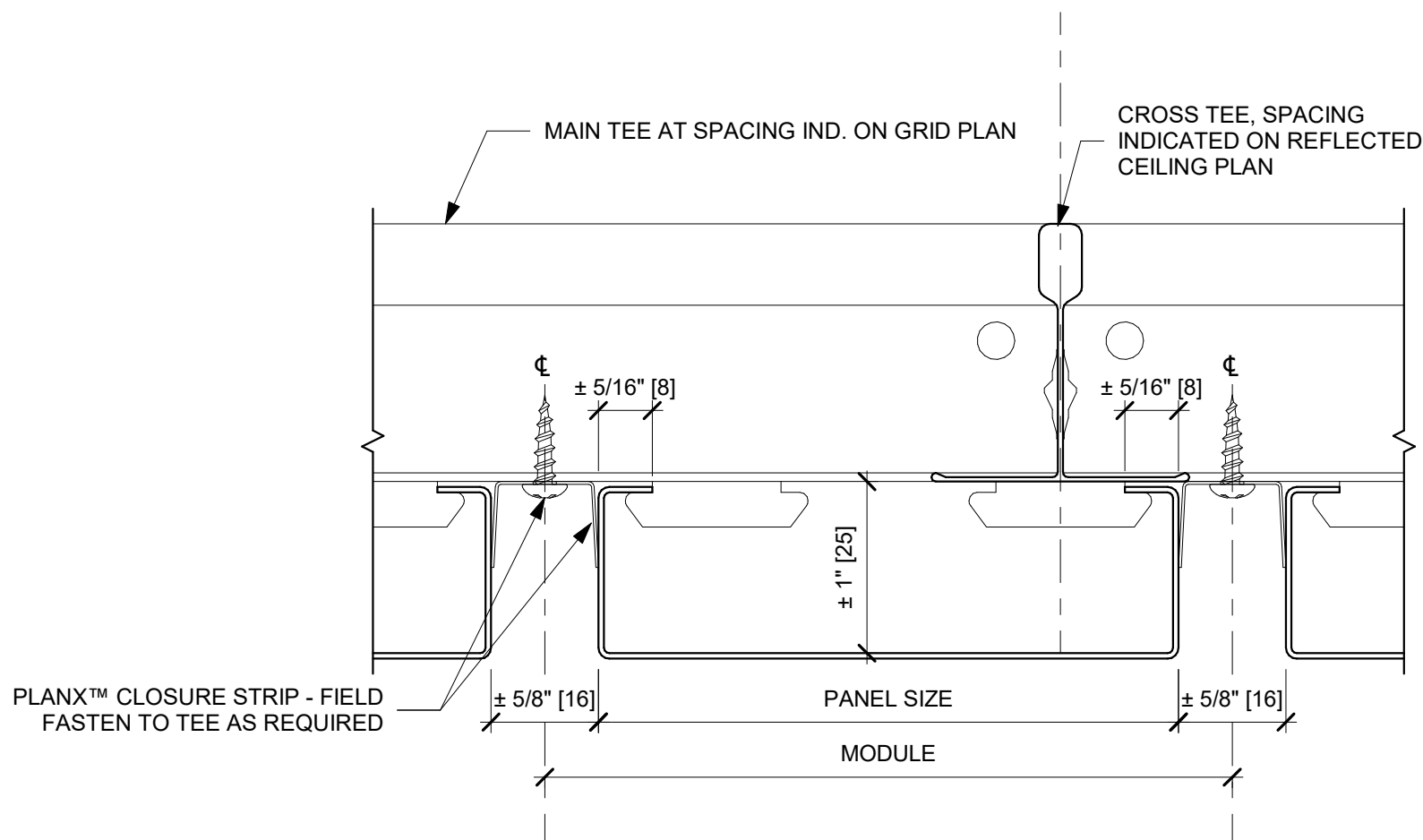
12/10/21

REV: DATE:

SHEET INFORMATION:
SCALE:

PLANX-00
PLANX™ SHEET SET

DISCLAIMER: THE USG PRODUCT DETAILS CONTAINED HEREIN ARE INTENDED FOR USE AS PRODUCT REFERENCE MATERIAL. BY ARCHITECTS, ENGINEERS, OTHER DESIGN PROFESSIONALS, CONTRACTORS, BUILDING CODE OFFICIALS, OR OTHER COMPETENT CONSTRUCTION INDUSTRY TRADE PROFESSIONALS HAVING AN INTEREST IN THE SELECTION, SPECIFICATION AND USE OF PRODUCTS MANUFACTURED BY THE SUBSIDIARIES OF USG CORPORATION. THE DRAWINGS ARE INTENDED SOLELY AS TECHNICAL SUPPORT INCIDENT TO THE SALE AND USE OF USG PRODUCTS AND NOT INTENDED TO BE A SUBSTITUTE FOR THE DESIGN REVIEW AND APPROVAL OF THE LICENSED DESIGN PROFESSIONALS FOR THE PROJECT. THESE MATERIALS MAY BE PRINTED AND/OR TRANSFERRED ELECTRONICALLY SOLELY AS NEEDED BY THE USER. BECAUSE CAD ELECTRONIC FILES AND BIM BUILDING INFORMATION MODELING (IFB) FILES CAN BE MODIFIED BY OTHER PARTIES WITHOUT NOTICE OR INDICATION OF SUCH MODIFICATIONS, MODIFICATION OF USG PRODUCT CAD AND/OR BIM DRAWINGS IS THE SOLE RESPONSIBILITY OF THE DESIGN PROFESSIONAL. ©2021 USG CORPORATION.



USG
USG Corporation
550 West Adams Street
Chicago, IL 60661 USA
www.usg.com

CEILINGS PLUS

CEILINGS PLUS PLANX™ SYSTEM DETAILS

ISSUE RECORD:

12/10/21

REV: DATE:

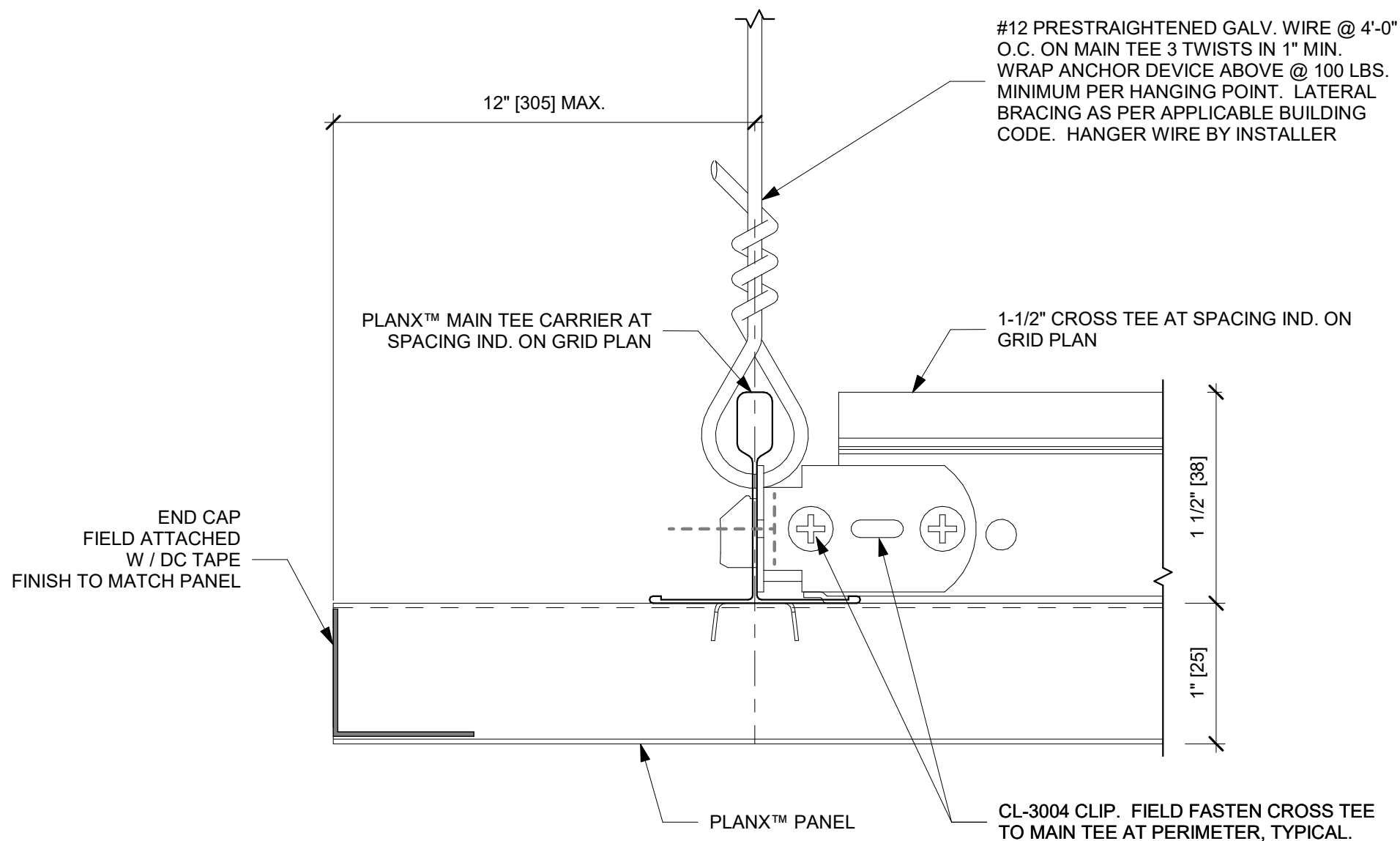
SHEET INFORMATION:

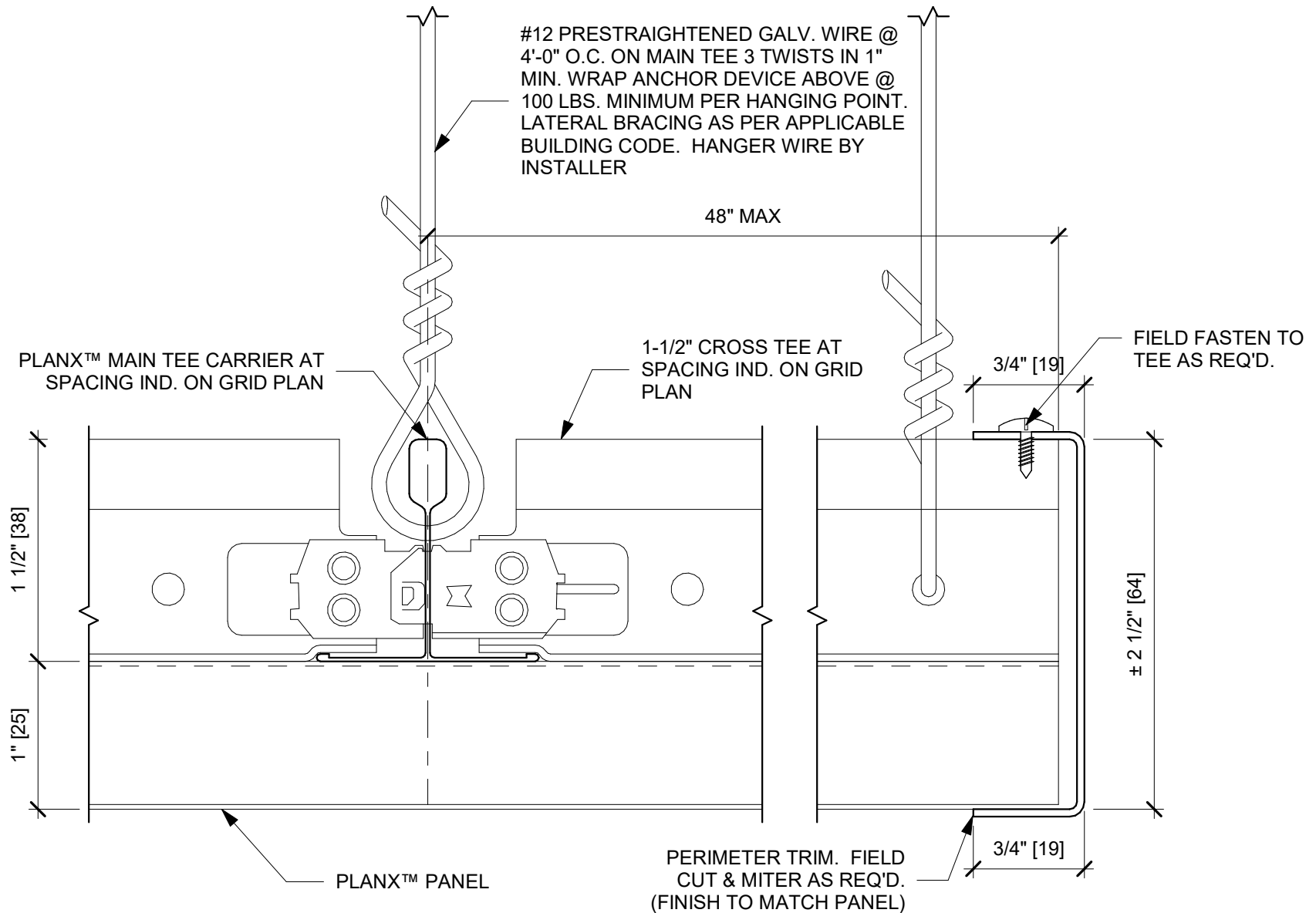
SCALE: 12" = 1'-0"

PLANX_CLOSURE

Standard Snap-in Module with 5/8" Filler Strips

DISCLAIMER: THE USG PRODUCT DETAILS CONTAINED HEREIN ARE INTENDED FOR USE AS PRODUCT REFERENCE MATERIAL. BY ARCHITECTS, ENGINEERS, OTHER DESIGN PROFESSIONALS, CONTRACTORS, BUILDING CODE OFFICIALS, OR OTHER COMPETENT CONSTRUCTION INDUSTRY TRADE PROFESSIONALS HAVING AN INTEREST IN THE SELECTION, SPECIFICATION AND USE OF PRODUCTS MANUFACTURED BY THE SUBSIDIARIES OF USG CORPORATION. THE DRAWINGS ARE INTENDED SOLELY AS TECHNICAL SUPPORT INCIDENT TO THE SALE AND USE OF USG PRODUCTS AND NOT INTENDED TO BE A SUBSTITUTE FOR THE DESIGN REVIEW AND APPROVAL OF THE LICENSED DESIGN PROFESSIONALS FOR THE PROJECT. THESE MATERIALS MAY BE PRINTED AND/OR TRANSFERRED ELECTRONICALLY SOLELY AS NEEDED BY THE USER. BECAUSE CAD ELECTRONIC FILES AND BIM (BUILDING INFORMATION MODELING) FILES CAN BE MODIFIED BY OTHER PARTIES WITHOUT NOTICE OR INDICATION OF SUCH MODIFICATIONS, MODIFICATION OF USG PRODUCT CAD AND/OR BIM DRAWINGS IS THE SOLE RESPONSIBILITY OF THE DESIGN PROFESSIONAL. ©2021 USG CORPORATION.





USG Corporation
550 West Adams Street
Chicago, IL 60661 USA
www.usg.com

CEILINGS PLUS®

CEILINGS PLUS PLANX™ SYSTEM DETAILS

ISSUE RECORD:

12/10/21

REV: DATE:

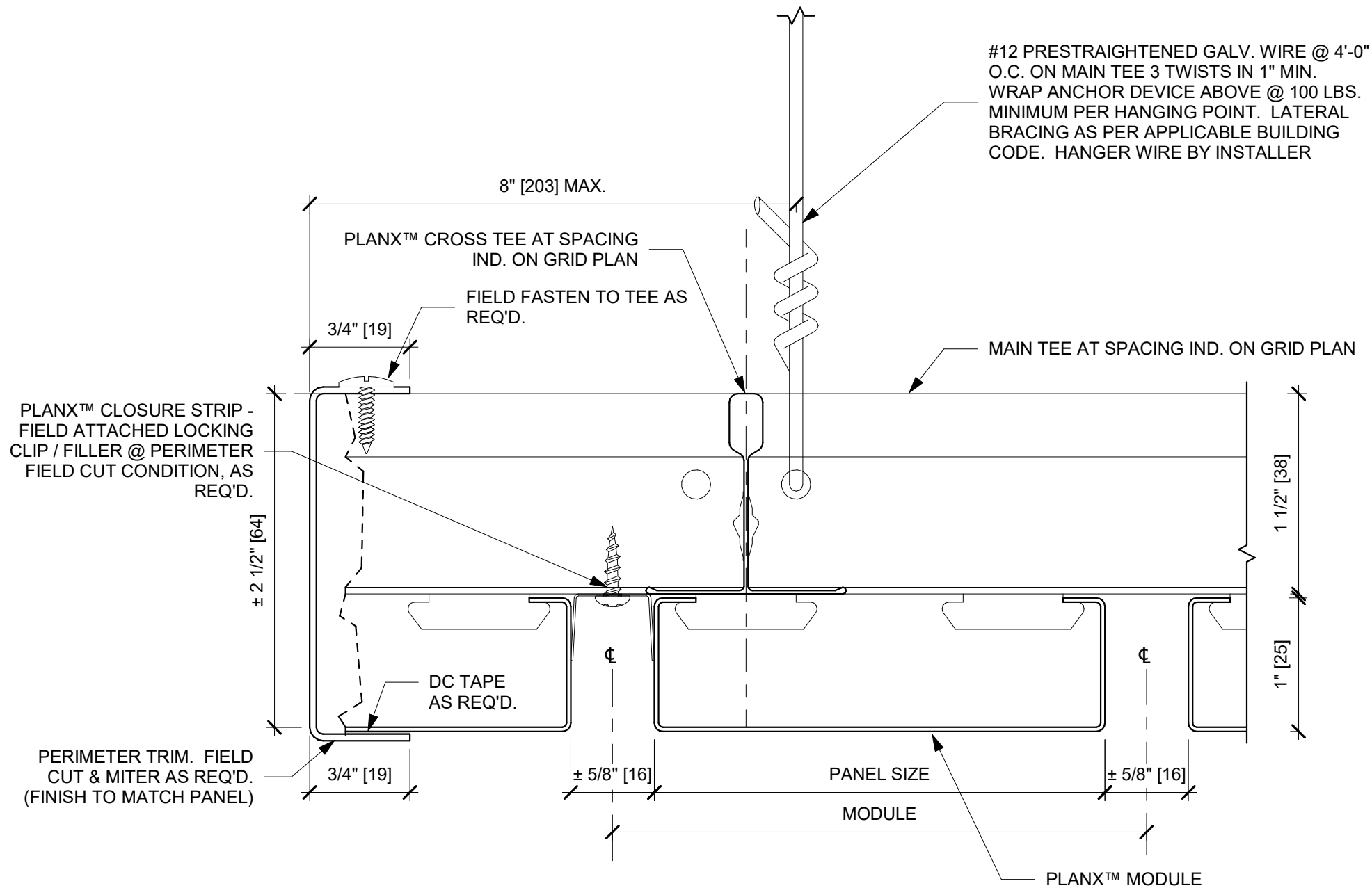
SHEET INFORMATION:

SCALE: 12" = 1'-0"

PLANX_FLT-1

Perimeter Field Cut Length C-Channel Trim

DISCLAIMER: THE USG PRODUCT DETAILS CONTAINED HEREIN ARE INTENDED FOR USE AS PRODUCT REFERENCE MATERIAL. BY ARCHITECTS, ENGINEERS, OTHER DESIGN PROFESSIONALS, CONTRACTORS, BUILDING CODE OFFICIALS, OR OTHER COMPETENT CONSTRUCTION INDUSTRY TRADE PROFESSIONALS HAVING AN INTEREST IN THE SELECTION, SPECIFICATION AND USE OF PRODUCTS MANUFACTURED BY THE SUBSIDIARIES OF USG CORPORATION. THE DRAWINGS ARE INTENDED SOLELY AS TECHNICAL SUPPORT INCIDENT TO THE SALE AND USE OF USG PRODUCTS AND NOT INTENDED TO BE A SUBSTITUTE FOR THE DESIGN REVIEW AND APPROVAL OF THE LICENSED DESIGN PROFESSIONALS FOR THE PROJECT. THESE MATERIALS MAY BE PRINTED AND/OR TRANSFERRED ELECTRONICALLY SOLELY AS NEEDED BY THE USER. BECAUSE CAD ELECTRONIC FILES AND BIM (BUILDING INFORMATION MODELING) FILES CAN BE MODIFIED BY OTHER PARTIES, WITHOUT NOTICE OR INDICATION OF SUCH MODIFICATIONS, MODIFICATION OF USG PRODUCT CAD AND/OR BIM DRAWINGS IS THE SOLE RESPONSIBILITY OF THE DESIGN PROFESSIONAL. ©2021 USG CORPORATION.



CEILINGS PLUS®

USG Corporation
550 West Adams Street
Chicago, IL 60661 USA
www.usg.com

CEILINGS PLUS PLANX™ SYSTEM DETAILS

ISSUE RECORD:

12/10/21

REV: DATE:

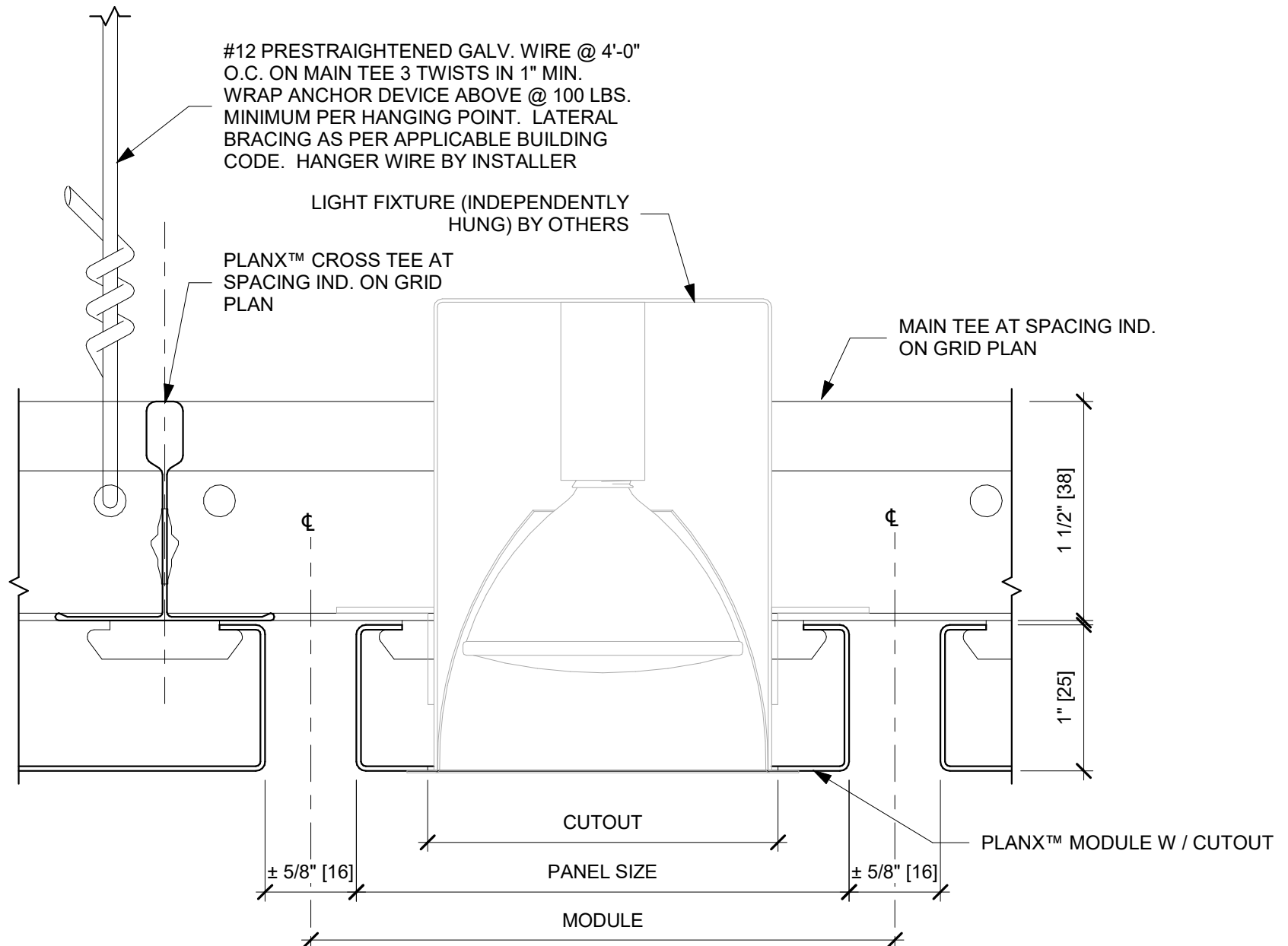
SHEET INFORMATION:

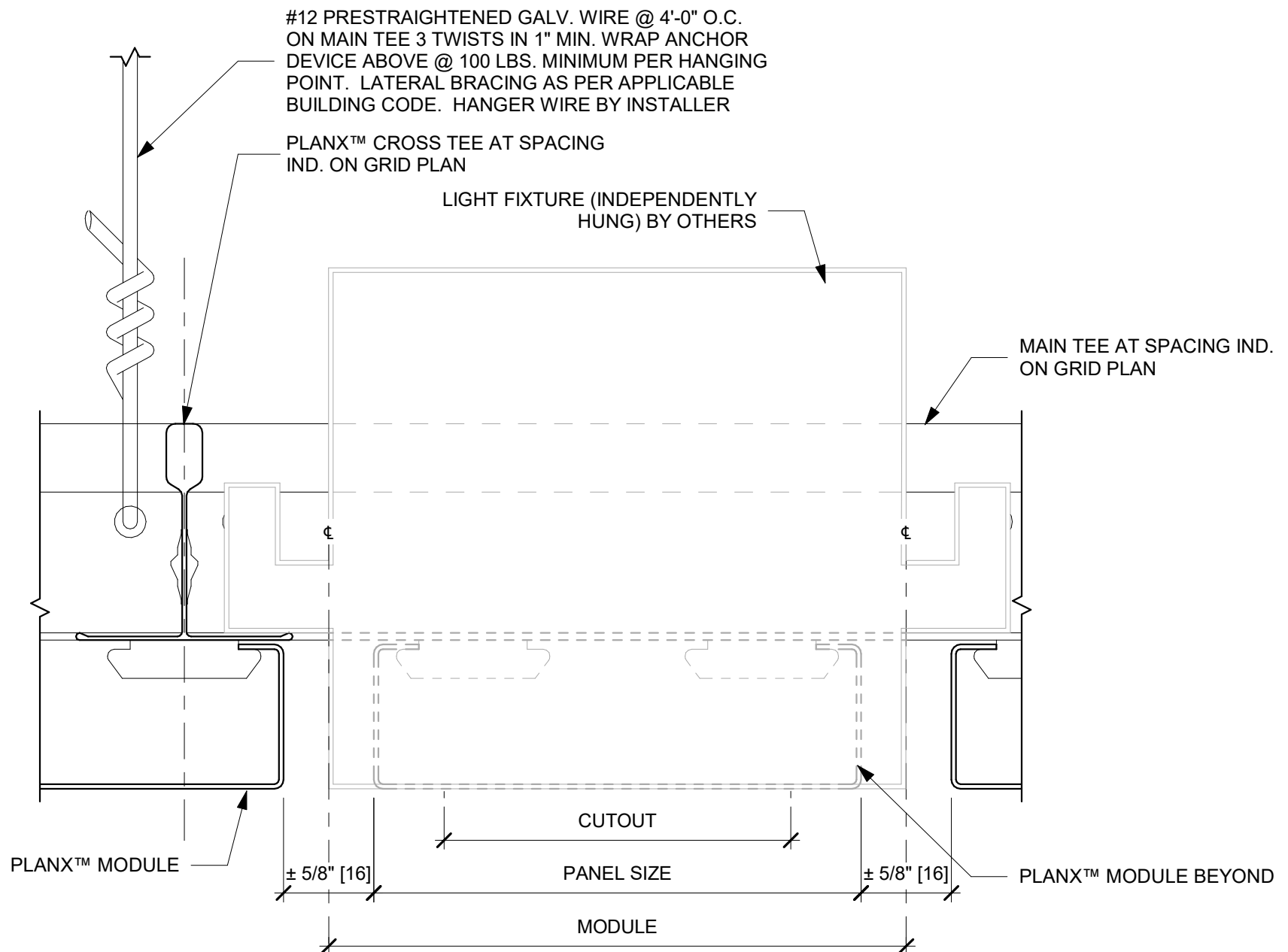
SCALE: 12" = 1'-0"

PLANX_FLT-2

Perimeter Field Cut Width C-Channel Trim

DISCLAIMER: THE USG PRODUCT DETAILS CONTAINED HEREIN ARE INTENDED FOR USE AS PRODUCT REFERENCE MATERIAL BY ARCHITECTS, ENGINEERS, OTHER DESIGN PROFESSIONALS, CONTRACTORS, BUILDING CODE OFFICIALS, OR OTHER COMPETENT CONSTRUCTION INDUSTRY TRADE PROFESSIONALS HAVING AN INTEREST IN THE SELECTION, SPECIFICATION AND USE OF PRODUCTS MANUFACTURED BY THE SUBSIDIARIES OF USG CORPORATION. THE DRAWINGS ARE INTENDED SOLELY AS TECHNICAL SUPPORT INCIDENT TO THE SALE AND USE OF USG PRODUCTS AND NOT INTENDED TO BE A SUBSTITUTE FOR THE DESIGN REVIEW AND APPROVAL OF A LICENSED DESIGN PROFESSIONAL FOR THE PROJECT. THESE MATERIALS MAY BE PRINTED AND/OR TRANSFERRED ELECTRONICALLY SOLELY AS NEEDED BY THE USER. BECAUSE CAD ELECTRONIC FILES AND BIM (BUILDING INFORMATION MODELING) FILES CAN BE MODIFIED BY OTHER PARTIES WITHOUT NOTICE OR INDICATION OF SUCH MODIFICATIONS, MODIFICATION OF USG PRODUCT CAD AND/OR BIM DRAWINGS IS THE SOLE RESPONSIBILITY OF THE DESIGN PROFESSIONAL. ©2021 USG CORPORATION.





**SEISMIC COMPLIANT
FREE JUNCTION
TWO ADJACENT SIDES ONLY**

#12 PRESTRAIGHTENED GALV. WIRE @ 4'-0"
O.C. ON MAIN TEE 3 TWISTS IN 1" MIN.
WRAP ANCHOR DEVICE ABOVE @ 100 LBS.
MINIMUM PER HANGING POINT. LATERAL
BRACING AS PER APPLICABLE BUILDING
CODE. HANGER WIRE BY INSTALLER

ACM7 WALL ATTACHMENT
CLIP. FIELD FASTEN TO
PERIMETER TRIM AS REQ'D.
BY INSTALLER

PLANX™ CROSS TEE AT
SPACING IND. ON GRID
PLAN

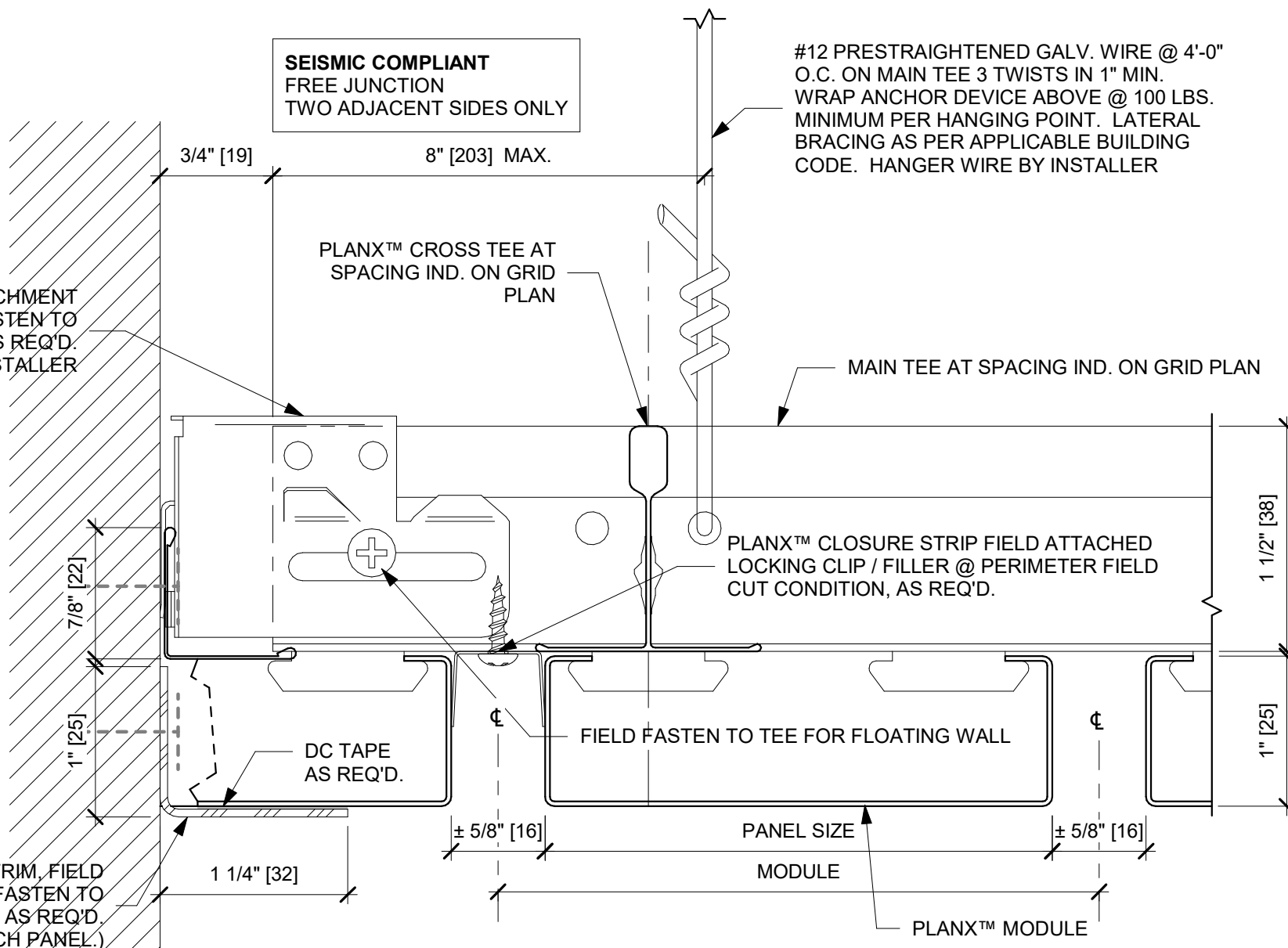
MAIN TEE AT SPACING IND. ON GRID PLAN

PLANX™ CLOSURE STRIP FIELD ATTACHED
LOCKING CLIP / FILLER @ PERIMETER FIELD
CUT CONDITION, AS REQ'D.

DC TAPE
AS REQ'D.

FIELD FASTEN TO TEE FOR FLOATING WALL

PERIMETER TRIM, FIELD
CUT & MITER. FASTEN TO
STRUCT. FRM'G. AS REQ'D.
(FINISH TO MATCH PANEL.)



CEILINGS PLUS PLANX™ SYSTEM DETAILS

ISSUE RECORD:

12/10/21

REV: DATE:

SHEET INFORMATION:

SCALE: 12" = 1'-0"

PLANX_P1A_SFR

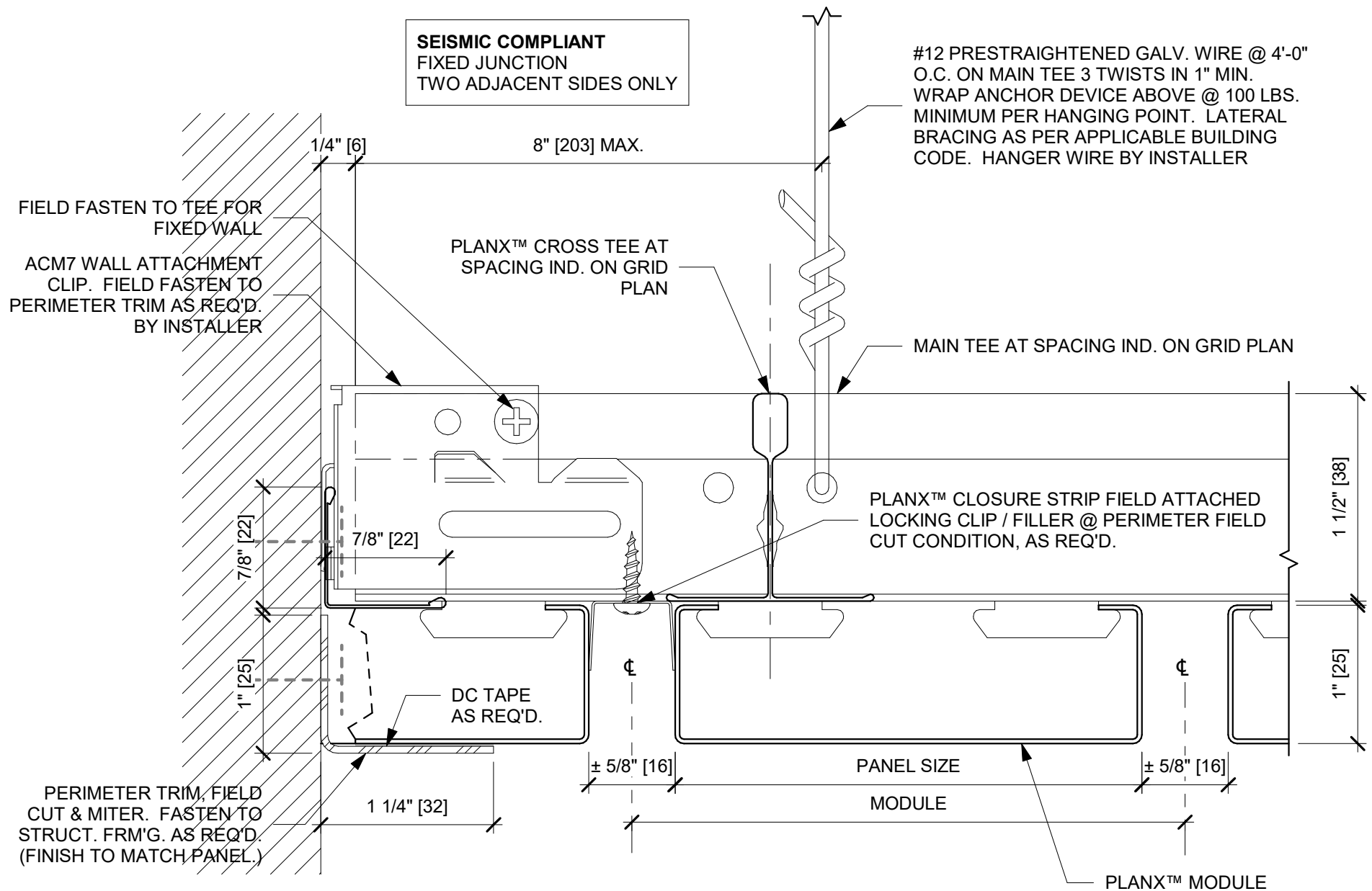
Perimeter at Wall Field Cut L-Angle Main Tee
Free



CEILINGS PLUS™

USG Corporation
550 West Adams Street
Chicago, IL 60661 USA
www.usg.com

DISCLAIMER: THE USG PRODUCT DETAILS CONTAINED HEREIN ARE INTENDED FOR USE AS PRODUCT REFERENCE MATERIAL. BY ARCHITECTS, ENGINEERS, OTHER DESIGN PROFESSIONALS, CONTRACTORS, BUILDING CODE OFFICIALS, OR OTHER COMPETENT CONSTRUCTION INDUSTRY TRADE PROFESSIONALS HAVING AN INTEREST IN THE SELECTION, SPECIFICATION AND USE OF PRODUCTS MANUFACTURED BY THE SUBSIDIARIES OF USG CORPORATION. THE DRAWINGS ARE INTENDED SOLELY AS TECHNICAL SUPPORT INCIDENT TO THE SALE AND USE OF USG PRODUCTS AND NOT INTENDED TO BE A SUBSTITUTE FOR THE DESIGN REVIEW AND APPROVAL OF THE LICENSED DESIGN PROFESSIONALS FOR THE PROJECT. THESE MATERIALS MAY BE PRINTED AND/OR TRANSFERRED ELECTRONICALLY SOLELY AS NEEDED BY THE USER. BECAUSE CAD ELECTRONIC FILES AND BIM BUILDING INFORMATION MODELING (IFB) FILES CAN BE MODIFIED BY OTHER PARTIES WITHOUT NOTICE OR INDICATION OF SUCH MODIFICATIONS, MODIFICATION OF USG PRODUCT CAD AND/OR BIM DRAWINGS IS THE SOLE RESPONSIBILITY OF THE DESIGN PROFESSIONAL. ©2021 USG CORPORATION.



USG Corporation
550 West Adams Street
Chicago, IL 60661 USA
www.usg.com

CEILINGS PLUS

CEILINGS PLUS PLANX™ SYSTEM DETAILS

ISSUE RECORD:

12/10/21

REV: DATE:

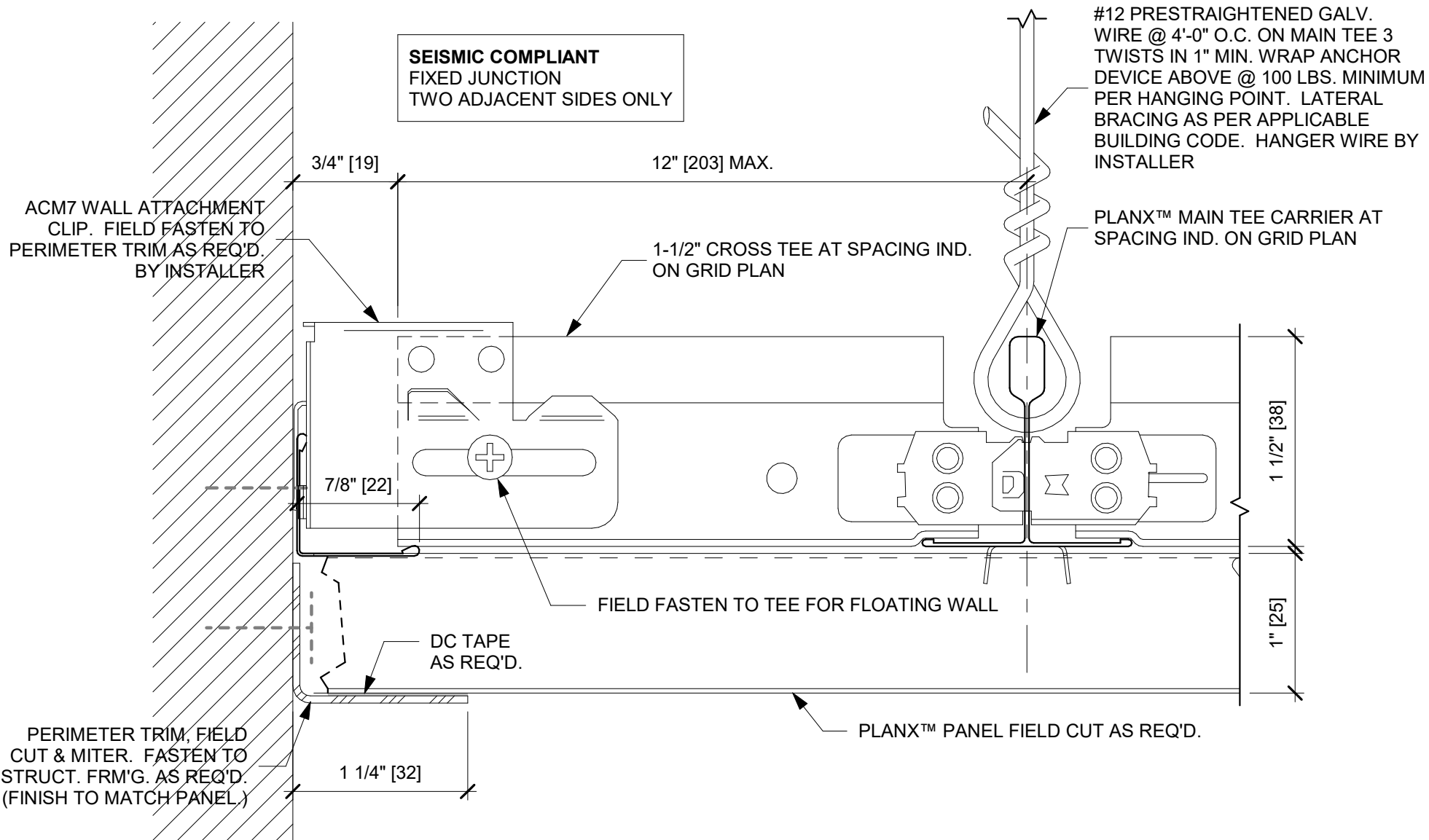
SHEET INFORMATION:

SCALE: 12" = 1'-0"

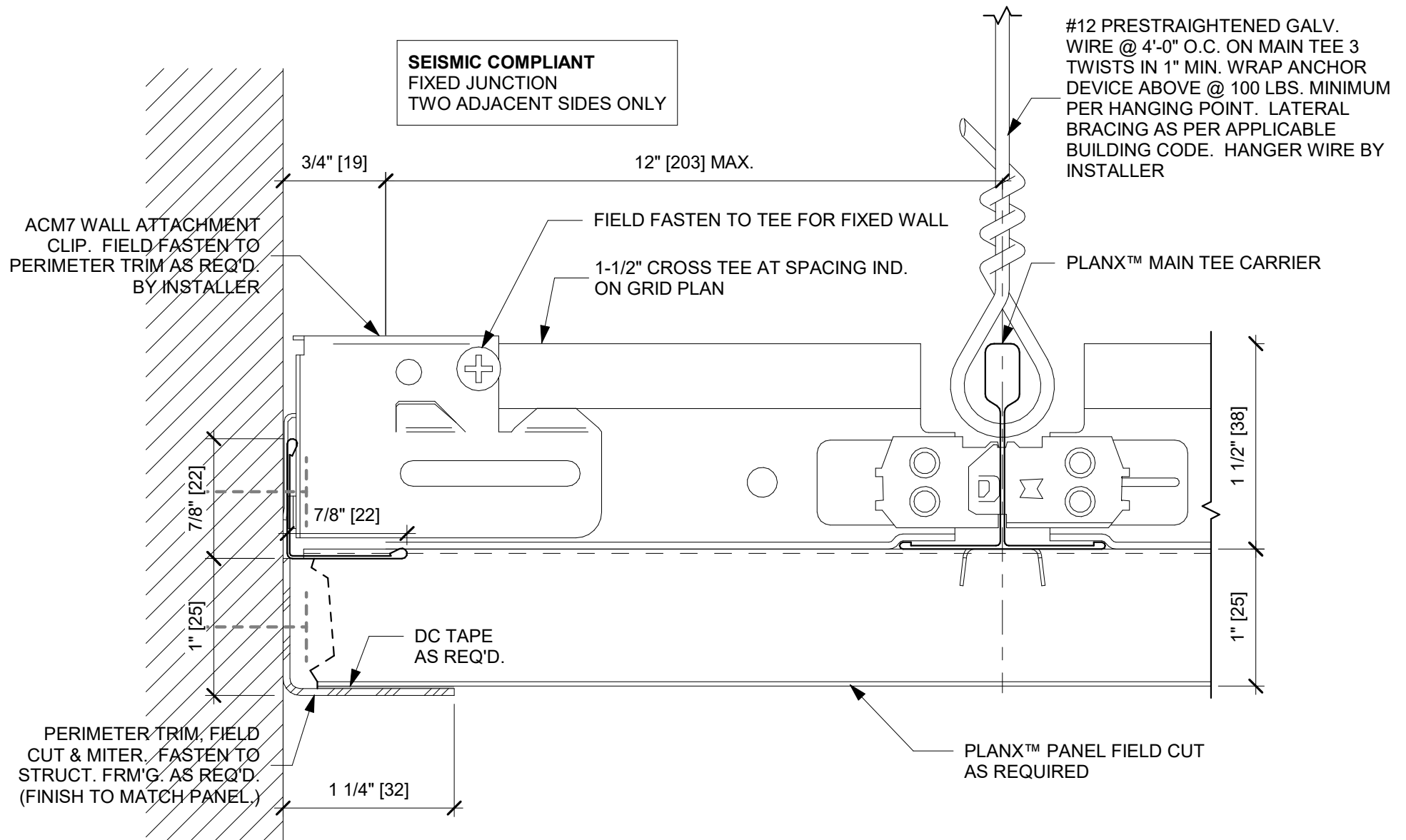
PLANX_P1A_SFX

Perimeter at Wall Field Cut L-Angle Main Tee
Fixed

DISCLAIMER: THE USG PRODUCT DETAILS CONTAINED HEREIN ARE INTENDED FOR USE AS PRODUCT REFERENCE MATERIAL BY ARCHITECTS, ENGINEERS, OTHER DESIGN PROFESSIONALS, CONTRACTORS, BUILDING CODE OFFICIALS, OR OTHER COMPETENT CONSTRUCTION INDUSTRY TRADE PROFESSIONALS HAVING AN INTEREST IN THE SELECTION, SPECIFICATION AND USE OF PRODUCTS MANUFACTURED BY THE SUBSIDIARIES OF USG CORPORATION. THE DRAWINGS ARE INTENDED SOLELY AS TECHNICAL SUPPORT INCIDENT TO THE SALE AND USE OF USG PRODUCTS AND NOT INTENDED TO BE A SUBSTITUTE FOR THE DESIGN REVIEW AND APPROVAL OF A LICENSED DESIGN PROFESSIONAL FOR THE PROJECT. THESE MATERIALS MAY BE PRINTED AND/OR TRANSFERRED ELECTRONICALLY SOLELY AS NEEDED BY THE USER. BECAUSE CAD ELECTRONIC FILES AND BIM BUILDING INFORMATION MODELING (IFB) FILES CAN BE MODIFIED BY OTHER PARTIES WITHOUT NOTICE OR INDICATION OF SUCH MODIFICATIONS, MODIFICATION OF USG PRODUCT CAD AND/OR BIM DRAWINGS IS THE SOLE RESPONSIBILITY OF THE DESIGN PROFESSIONAL. ©2021 USG CORPORATION.



**SEISMIC COMPLIANT
FIXED JUNCTION
TWO ADJACENT SIDES ONLY**



USG Corporation
550 West Adams Street
Chicago, IL 60661 USA
www.usg.com

CEILINGS PLUS

CEILINGS PLUS PLANX™ SYSTEM DETAILS

ISSUE RECORD:

12/10/21

REV: DATE:

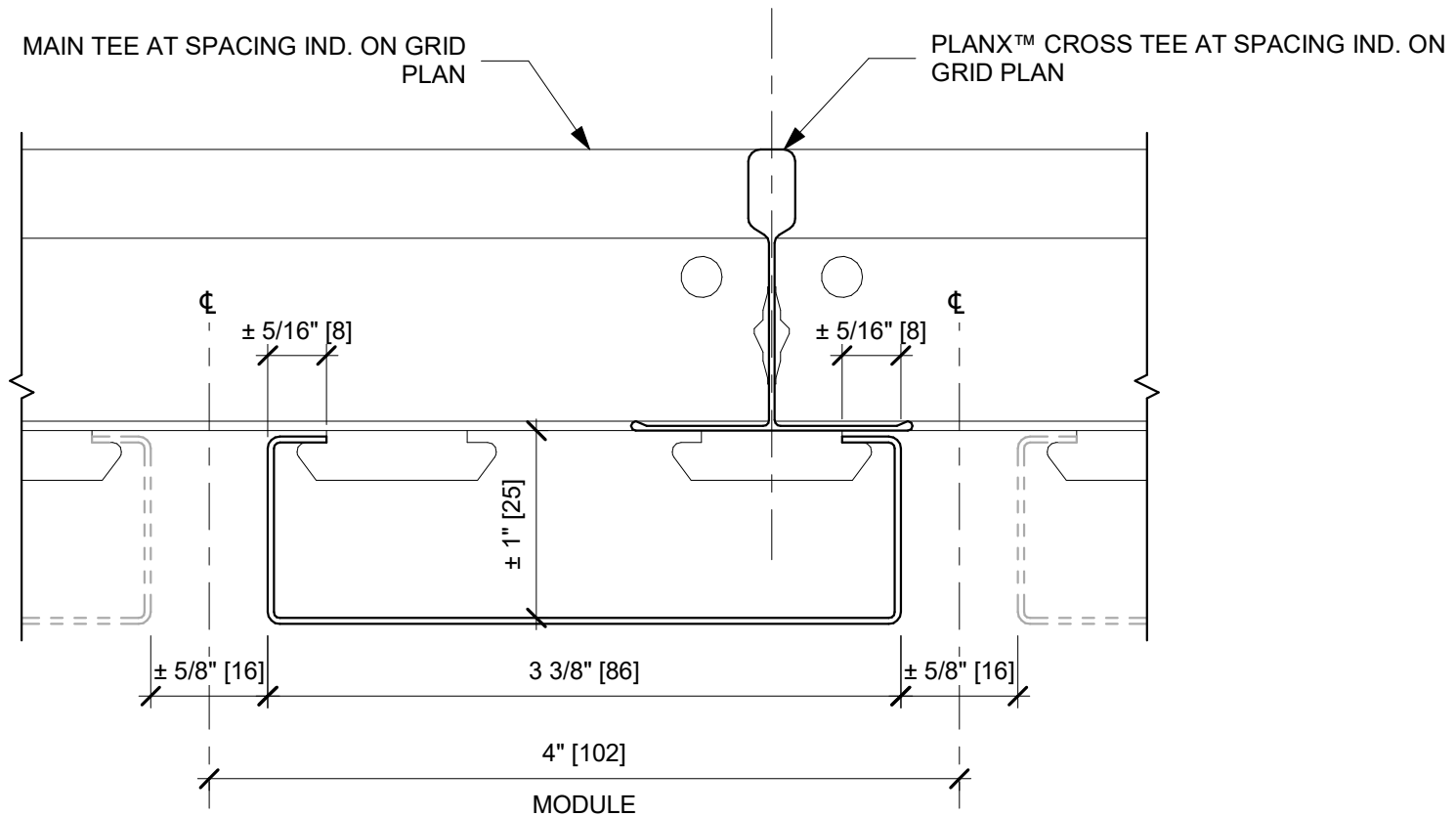
SHEET INFORMATION:

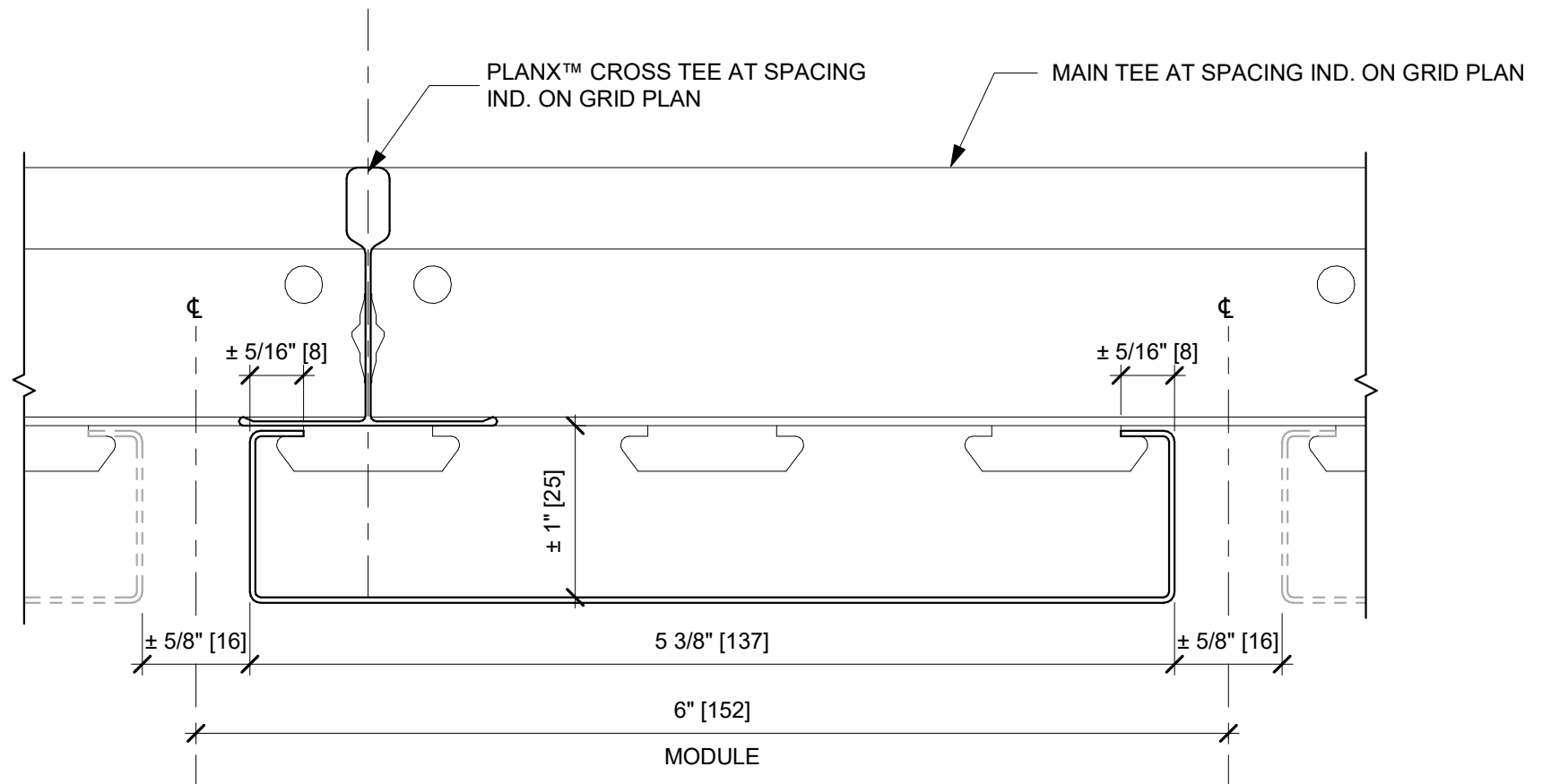
SCALE: 12" = 1'-0"

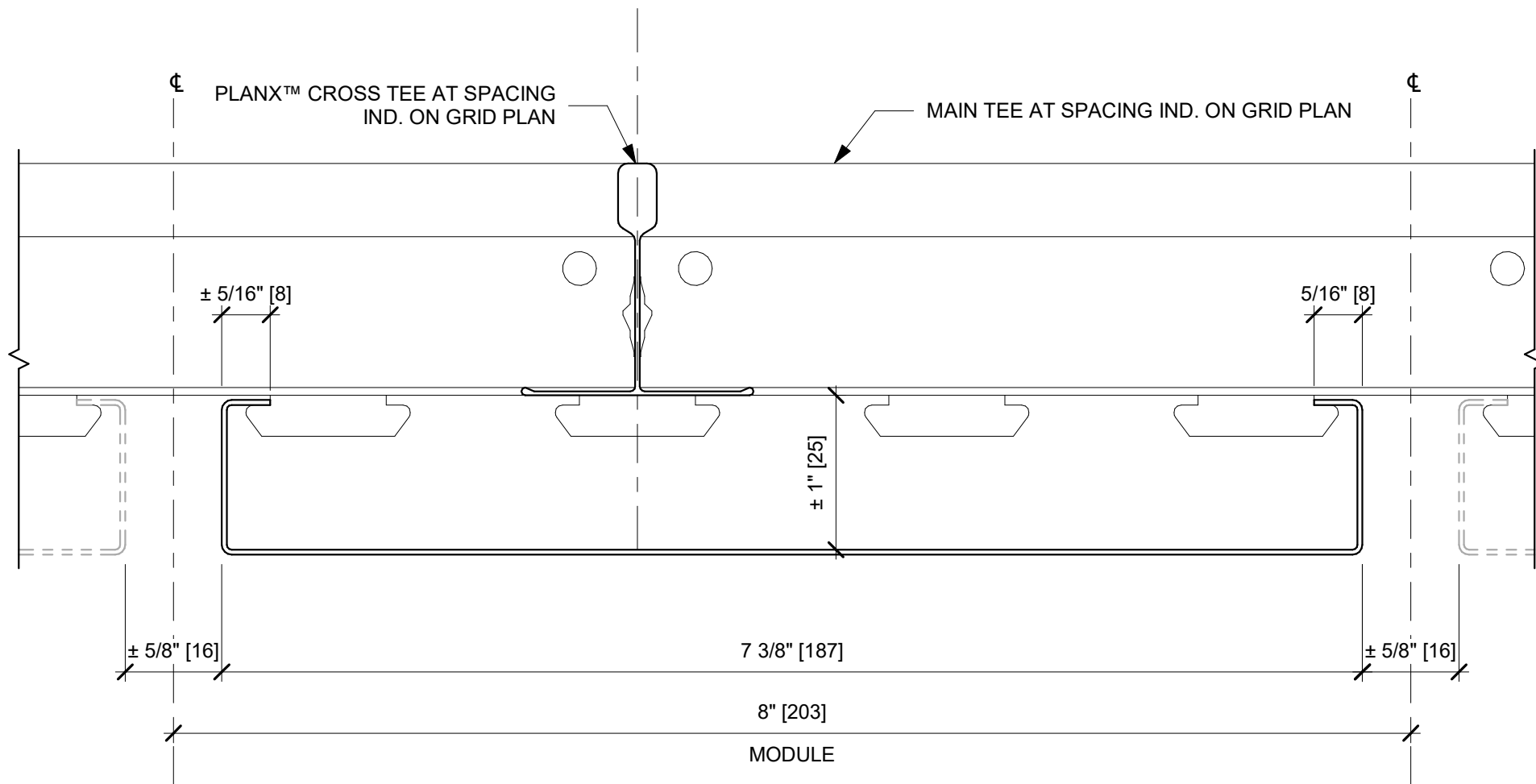
PLANX_P1B_SFX

**Perimeter at Wall Field Cut L-Angle Main Tee
Fixed**

DISCLAIMER: THE USG PRODUCT DETAILS CONTAINED HEREIN ARE INTENDED FOR USE AS PRODUCT REFERENCE MATERIAL. BY ARCHITECTS, ENGINEERS, OTHER DESIGN PROFESSIONALS, CONTRACTORS, BUILDING CODE OFFICIALS, OR OTHER COMPETENT CONSTRUCTION INDUSTRY TRADE PROFESSIONALS HAVING AN INTEREST IN THE SELECTION, SPECIFICATION AND USE OF PRODUCTS MANUFACTURED BY THE SUBSIDIARIES OF USG CORPORATION. THE DRAWINGS ARE INTENDED SOLELY AS TECHNICAL SUPPORT INCIDENT TO THE SALE AND USE OF USG PRODUCTS AND NOT INTENDED TO BE A SUBSTITUTE FOR THE DESIGN REVIEW AND APPROVAL OF THE LICENSED DESIGN PROFESSIONALS FOR THE PROJECT. THESE MATERIALS MAY BE PRINTED AND/OR TRANSFERRED ELECTRONICALLY SOLELY AS NEEDED BY THE USER. BECAUSE CAD ELECTRONIC FILES AND BIM BUILDING INFORMATION MODELING (IFB) FILES CAN BE MODIFIED BY OTHER PARTIES WITHOUT NOTICE OR INDICATION OF SUCH MODIFICATIONS, MODIFICATION OF USG PRODUCT CAD AND/OR BIM DRAWINGS IS THE SOLE RESPONSIBILITY OF THE DESIGN PROFESSIONAL. ©2021 USG CORPORATION.







USG
USG Corporation
 550 West Adams Street
 Chicago, IL 60661 USA
www.usg.com

CEILINGS PLUS

CEILINGS PLUS PLANX™ SYSTEM DETAILS

ISSUE RECORD:

12/10/21

REV: DATE:

SHEET INFORMATION:

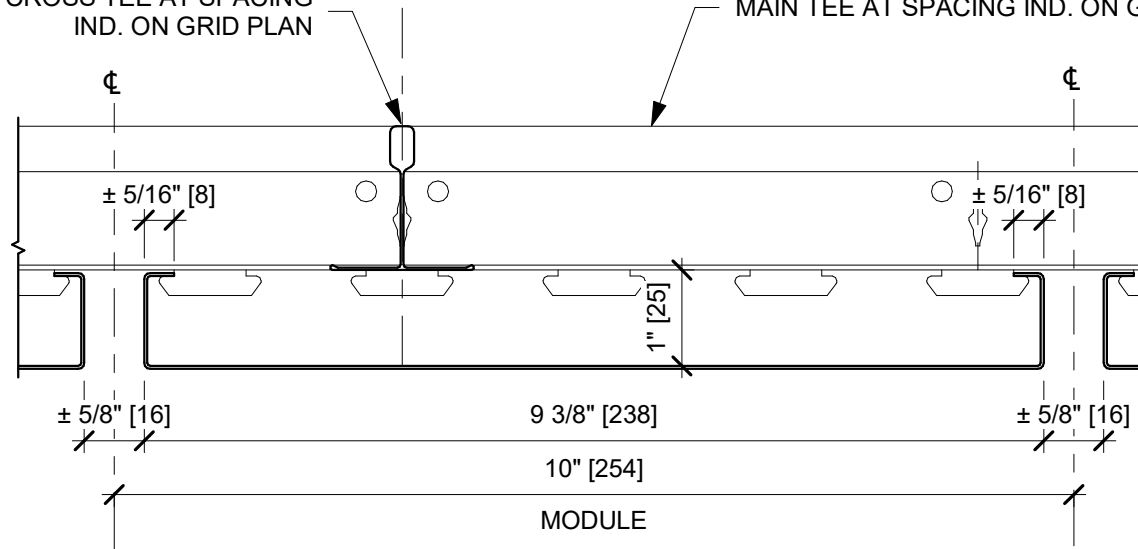
SCALE: 12" = 1'-0"

PLANX_PNL3
 Standard 8" Module

DISCLAIMER: THE USG PRODUCT DETAILS CONTAINED HEREIN ARE INTENDED FOR USE AS PRODUCT REFERENCE MATERIAL BY ARCHITECTS, ENGINEERS, OTHER DESIGN PROFESSIONALS, CONTRACTORS, BUILDING CODE OFFICIALS, OR OTHER COMPETENT CONSTRUCTION INDUSTRY TRADE PROFESSIONALS HAVING AN INTEREST IN THE SELECTION, SPECIFICATION AND USE OF PRODUCTS MANUFACTURED BY THE SUBSIDIARIES OF USG CORPORATION. THE DRAWINGS ARE INTENDED SOLELY AS TECHNICAL SUPPORT INCIDENT TO THE SALE AND USE OF USG PRODUCTS AND NOT INTENDED TO BE A SUBSTITUTE FOR THE DESIGN REVIEW AND APPROVAL OF THE LICENSED DESIGN PROFESSIONALS FOR THE PROJECT. THESE MATERIALS MAY BE PRINTED AND/OR TRANSFERRED ELECTRONICALLY SOLELY AS NEEDED BY THE USER. BECAUSE CAD ELECTRONIC FILES AND BIM (BUILDING INFORMATION MODELING) FILES CAN BE MODIFIED BY OTHER PARTIES WITHOUT NOTICE OR INDICATION OF SUCH MODIFICATIONS, MODIFICATION OF USG PRODUCT CAD AND/OR BIM DRAWINGS IS THE SOLE RESPONSIBILITY OF THE DESIGN PROFESSIONAL. ©2021 USG CORPORATION.

PLANX™ CROSS TEE AT SPACING
IND. ON GRID PLAN

MAIN TEE AT SPACING IND. ON GRID PLAN



USG
USG Corporation
550 West Adams Street
Chicago, IL 60661 USA
www.usg.com

CEILINGS PLUS®

CEILINGS PLUS PLANX™ SYSTEM DETAILS

ISSUE RECORD:

12/10/21

REV: DATE:

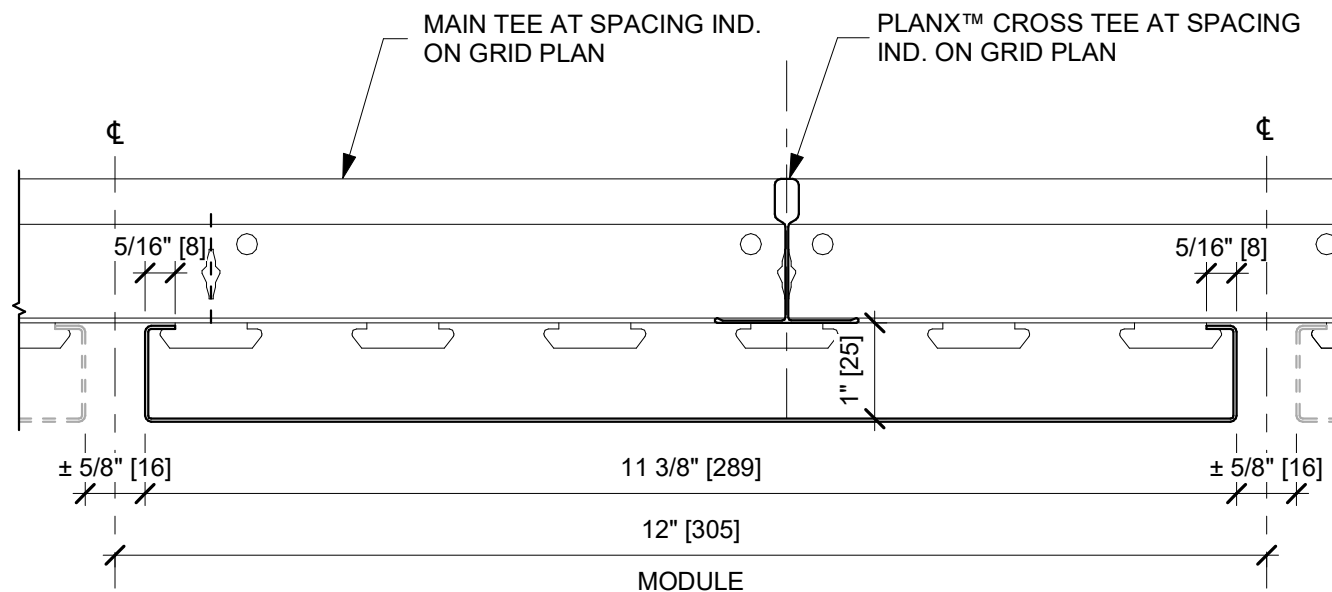
SHEET INFORMATION:

SCALE: 6" = 1'-0"

PLANX_PNL4

Standard 10" Module

DISCLAIMER: THE USG PRODUCT DETAILS CONTAINED HEREIN ARE INTENDED FOR USE AS PRODUCT REFERENCE MATERIAL. BY ARCHITECTS, ENGINEERS, OTHER DESIGN PROFESSIONALS, CONTRACTORS, BUILDING CODE OFFICIALS, OR OTHER COMPETENT CONSTRUCTION INDUSTRY TRADE PROFESSIONALS HAVING AN INTEREST IN THE SELECTION, SPECIFICATION AND USE OF PRODUCTS MANUFACTURED BY THE SUBSIDIARIES OF USG CORPORATION. THE DRAWINGS ARE INTENDED SOLELY AS TECHNICAL SUPPORT INCIDENT TO THE SALE AND USE OF USG PRODUCTS AND NOT INTENDED TO BE A SUBSTITUTE FOR THE DESIGN REVIEW AND APPROVAL OF THE LICENSED DESIGN PROFESSIONALS FOR THE PROJECT. THESE MATERIALS MAY BE PRINTED AND/OR TRANSFERRED ELECTRONICALLY SOLELY AS NEEDED BY THE USER. BECAUSE CAD ELECTRONIC FILES AND BIM (BUILDING INFORMATION MODELING) FILES CAN BE MODIFIED BY OTHER PARTIES WITHOUT NOTICE OR INDICATION OF SUCH MODIFICATIONS, MODIFICATION OF USG PRODUCT CAD AND/OR BIM DRAWINGS IS THE SOLE RESPONSIBILITY OF THE DESIGN PROFESSIONAL. ©2021 USG CORPORATION.



USG
USG Corporation
 550 West Adams Street
 Chicago, IL 60661 USA
www.usg.com

CEILINGS PLUS

CEILINGS PLUS PLANX™ SYSTEM DETAILS

ISSUE RECORD:

12/10/21

REV: DATE:

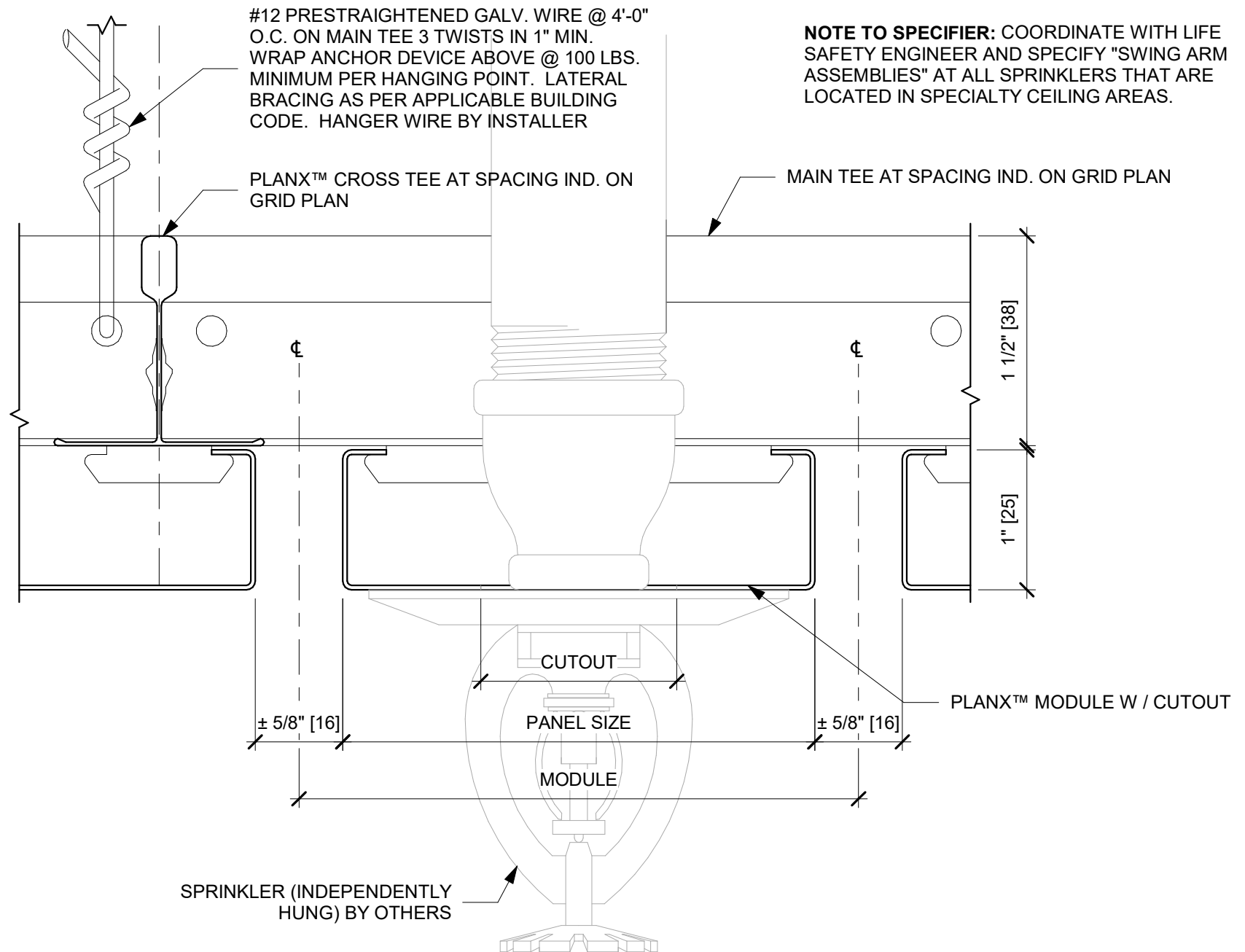
SHEET INFORMATION:

SCALE: 6" = 1'-0"

PLANX_PNL5

Standard 12" Module

DISCLAIMER: THE USG PRODUCT DETAILS CONTAINED HEREIN ARE INTENDED FOR USE AS PRODUCT REFERENCE MATERIAL BY ARCHITECTS, ENGINEERS, OTHER DESIGN PROFESSIONALS, CONTRACTORS, BUILDING CODE OFFICIALS, OR OTHER COMPETENT CONSTRUCTION INDUSTRY TRADE PROFESSIONALS HAVING AN INTEREST IN THE SELECTION, SPECIFICATION AND USE OF PRODUCTS MANUFACTURED BY THE SUBSIDIARIES OF USG CORPORATION. THE DRAWINGS ARE INTENDED SOLELY AS TECHNICAL SUPPORT INCIDENT TO THE SALE AND USE OF USG PRODUCTS AND NOT INTENDED TO BE A SUBSTITUTE FOR THE DESIGN REVIEW AND APPROVAL OF THE LICENSED DESIGN PROFESSIONALS FOR THE PROJECT. THESE MATERIALS MAY BE PRINTED AND/OR TRANSFERRED ELECTRONICALLY SOLELY AS NEEDED BY THE USER. BECAUSE CAD ELECTRONIC FILES AND BIM (BUILDING INFORMATION MODELING) FILES CAN BE MODIFIED BY OTHER PARTIES WITHOUT NOTICE OR INDICATION OF SUCH MODIFICATIONS, MODIFICATION OF USG PRODUCT CAD AND/OR BIM DRAWINGS IS THE SOLE RESPONSIBILITY OF THE DESIGN PROFESSIONAL. ©2021 USG CORPORATION.



USG Corporation
550 West Adams Street
Chicago, IL 60661 USA
www.usg.com

CEILINGS PLUS

CEILINGS PLUS PLANX™ SYSTEM DETAILS

ISSUE RECORD:

12/10/21

REV: DATE:

SHEET INFORMATION:

SCALE: 12" = 1'-0"

PLANX_SPKR

Sprinkler Penetration

DISCLAIMER: THE USG PRODUCT DETAILS CONTAINED HEREIN ARE INTENDED FOR USE AS PRODUCT REFERENCE MATERIAL. BY ARCHITECTS, ENGINEERS, OTHER DESIGN PROFESSIONALS, CONTRACTORS, BUILDING CODE OFFICIALS, OR OTHER COMPETENT CONSTRUCTION INDUSTRY TRADE PROFESSIONALS HAVING AN INTEREST IN THE SELECTION, SPECIFICATION AND USE OF PRODUCTS MANUFACTURED BY THE SUBSIDIARIES OF USG CORPORATION. THE DRAWINGS ARE INTENDED SOLELY AS TECHNICAL SUPPORT INCIDENT TO THE SALE AND USE OF USG PRODUCTS AND NOT INTENDED TO BE A SUBSTITUTE FOR THE DESIGN REVIEW AND APPROVAL OF THE LICENSED DESIGN PROFESSIONALS FOR THE PROJECT. THESE MATERIALS MAY BE PRINTED AND/OR TRANSFERRED ELECTRONICALLY SOLELY AS NEEDED BY THE USER. BECAUSE CAD ELECTRONIC FILES AND BIM BUILDING INFORMATION MODELING (IFB) FILES CAN BE MODIFIED BY OTHER PARTIES WITHOUT NOTICE OR INDICATION OF SUCH MODIFICATIONS, MODIFICATION OF USG PRODUCT CAD AND/OR BIM DRAWINGS IS THE SOLE RESPONSIBILITY OF THE DESIGN PROFESSIONAL. ©2021 USG CORPORATION.