

BARZ™ DETAIL INDEX

Sheet Number	Detail Number	Detail Name
IC750-01	01	PERIMETER DETAIL - GRID TO WALL CONNECTION
IC750-02	02	PERIMETER DETAIL AT WALL
IC750-03	03	PERIMETER AT END DETAIL
IC750-04	04	FIELD CUT END DETAIL, TYPICAL
IC750-05	05	PERIMETER DETAIL, BARZ™ + ILLUSIONS™
IC750-06	06	PERIMETER DETAIL, INDIVIDUALLY HUNG BARZ™



6711 E. Washington Boulevard Los Angeles, California 90040
 Tel: 800-822-3411 - Fax: 323-724-8249
 Email: info@ceilingsplus.com Website: www.ceilingsplus.com

USG CEILINGS PLUS® BARZ™ SYSTEM DETAILS

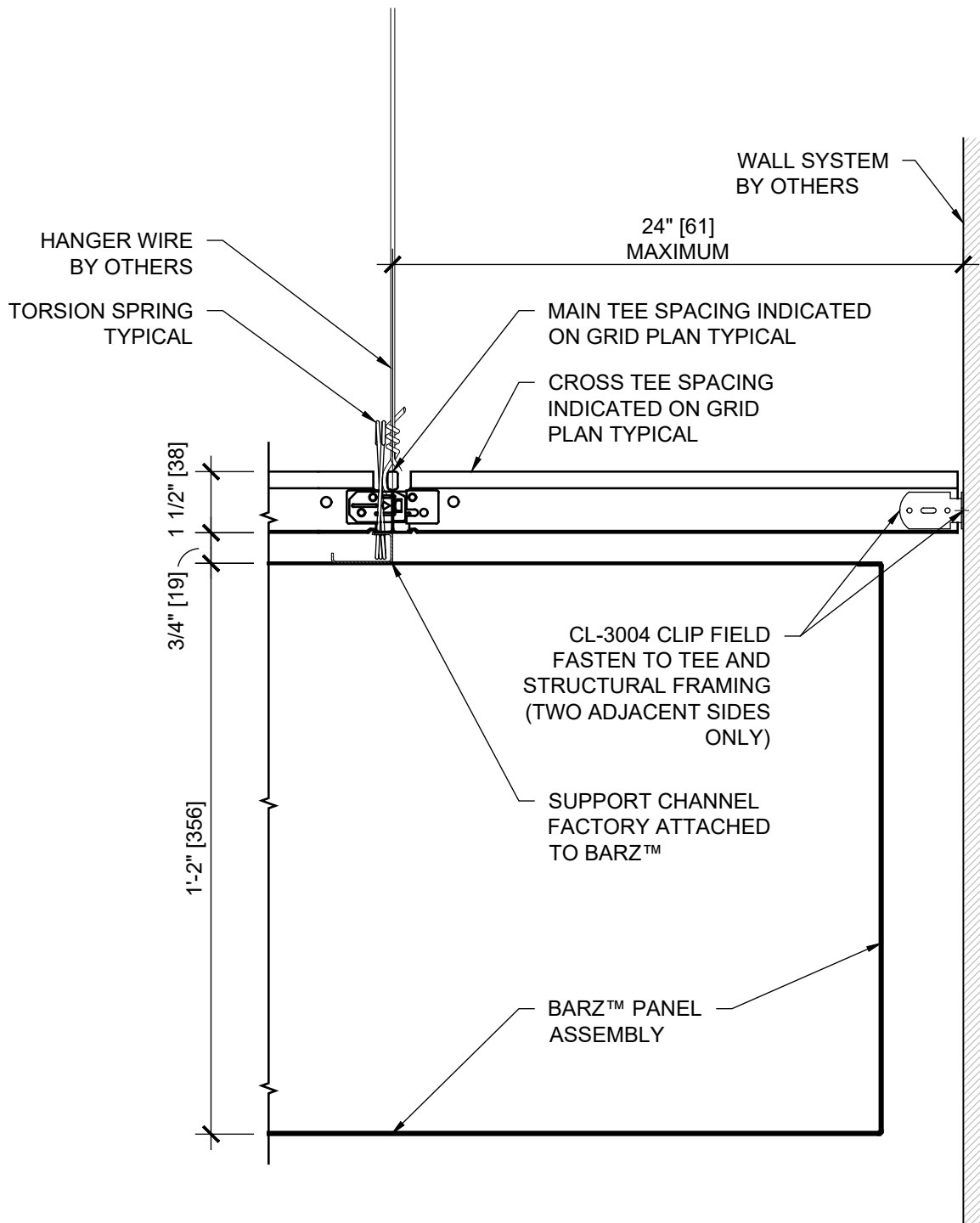
ISSUE RECORD:

REV:	DATE:
00	03/12/2019
00	DD/MM/YYYY
00	DD/MM/YYYY
00	DD/MM/YYYY

SHEET INFORMATION:

XXXX
 XXXX
IC750

DISCLAIMER: THE USG PRODUCT DETAILS CONTAINED HEREIN ARE INTENDED FOR USE AS PRODUCT REFERENCE MATERIAL BY ARCHITECTS, ENGINEERS, OTHER DESIGN PROFESSIONALS, CONTRACTORS, BUILDING CODE OFFICIALS, OR OTHER COMPETENT CONSTRUCTION INDUSTRY TRADE PROFESSIONALS HAVING AN INTEREST IN THE SELECTION, SPECIFICATION AND USE OF PRODUCTS MANUFACTURED BY THE SUBSIDIARIES OF USG CORPORATION. THE DRAWINGS ARE INTENDED SOLELY AS TECHNICAL SUPPORT INCIDENT TO THE SALE AND USE OF USG PRODUCTS AND NOT INTENDED TO BE A SUBSTITUTE FOR THE DESIGN REVIEW AND APPROVAL OF THE LICENSED DESIGN PROFESSIONALS FOR THE PROJECT. THESE MATERIALS MAY BE PRINTED AND/OR TRANSFERRED ELECTRONICALLY SOLELY AS NEEDED BY THE USER. BECAUSE CAD ELECTRONIC FILES AND BIM (BUILDING INFORMATION MODELING) FILES CAN BE MODIFIED BY OTHER PARTIES, WITHOUT NOTICE OR INDICATION OF SUCH MODIFICATIONS, MODIFICATION OF USG PRODUCT CAD DRAWINGS IS THE SOLE RESPONSIBILITY OF THE DESIGN PROFESSIONAL. © 2017 USG CORPORATION



USG CEILINGS PLUS® - BARZ™

PERIMETER DETAIL - GRID TO WALL CONNECTION

3" = 1'- 0"

1



6711 E. Washington Boulevard Los Angeles, California 90040
Tel: 800-822-3411 - Fax: 323-724-8249
Email: info@ceilingsplus.com Website: www.ceilingsplus.com

USG CEILINGS PLUS®
BARZ™
SYSTEM DETAILS

ISSUE RECORD:

REV: DATE:

00 03/12/2019

00 DD/MM/YYYY

00 DD/MM/YYYY

00 DD/MM/YYYY

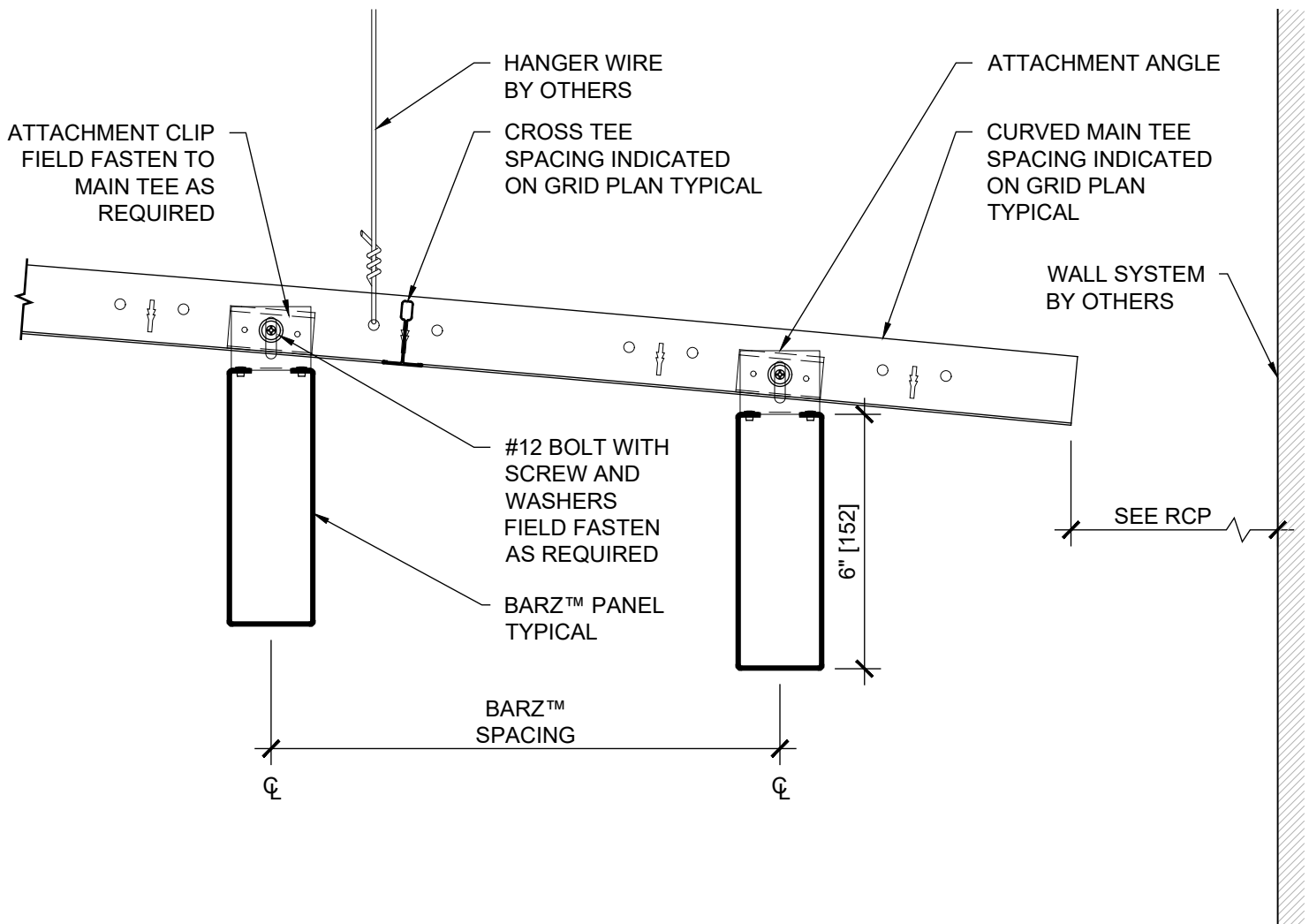
SHEET INFORMATION:

XXXX

XXXX

IC750-01

DISCLAIMER: THE USG PRODUCT DETAILS CONTAINED HEREIN ARE INTENDED FOR USE AS PRODUCT REFERENCE MATERIAL BY ARCHITECTS, ENGINEERS, OTHER DESIGN PROFESSIONALS, CONTRACTORS, BUILDING CODE OFFICIALS, OR OTHER COMPETENT CONSTRUCTION INDUSTRY TRADE PROFESSIONALS HAVING AN INTEREST IN THE SELECTION, SPECIFICATION AND USE OF PRODUCTS MANUFACTURED BY THE SUBSIDIARIES OF USG CORPORATION. THE DRAWINGS ARE INTENDED SOLELY AS TECHNICAL SUPPORT INCIDENT TO THE SALE AND USE OF USG PRODUCTS AND NOT INTENDED TO BE A SUBSTITUTE FOR THE DESIGN REVIEW AND APPROVAL OF THE LICENSED DESIGN PROFESSIONALS FOR THE PROJECT. THESE MATERIALS MAY BE PRINTED AND/OR TRANSFERRED ELECTRONICALLY SOLELY AS NEEDED BY THE USER. BECAUSE CAD ELECTRONIC FILES AND BIM (BUILDING INFORMATION MODELING) FILES CAN BE MODIFIED BY OTHER PARTIES, WITHOUT NOTICE OR INDICATION OF SUCH MODIFICATIONS, MODIFICATION OF USG PRODUCT CAD DRAWINGS IS THE SOLE RESPONSIBILITY OF THE DESIGN PROFESSIONAL. © 2017 USG CORPORATION.



USG CEILINGS PLUS® - BARZ™

PERIMETER DETAIL AT WALL

3" = 1'- 0"

2



6711 E. Washington Boulevard Los Angeles, California 90040
Tel: 800-822-3411 - Fax: 323-724-8249
Email: info@ceilingsplus.com Website: www.ceilingsplus.com

USG CEILINGS PLUS®
BARZ™
SYSTEM DETAILS

ISSUE RECORD:

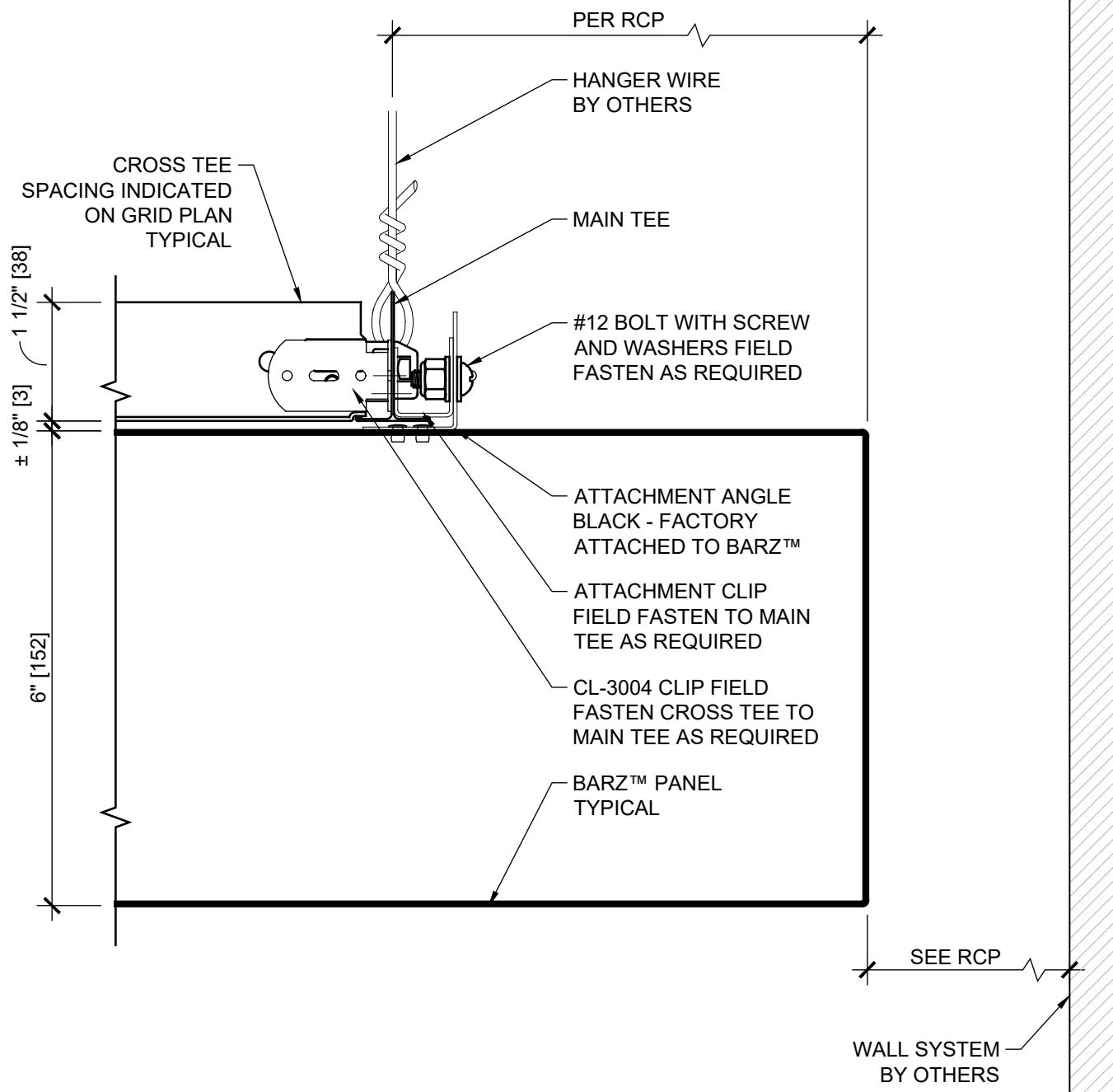
REV:	DATE:
00	03/12/2019
00	DD/MM/YYYY
00	DD/MM/YYYY
00	DD/MM/YYYY

SHEET INFORMATION:

XXXX
XXXX

IC750-02

DISCLAIMER: THE USG PRODUCT DETAILS CONTAINED HEREIN ARE INTENDED FOR USE AS PRODUCT REFERENCE MATERIAL BY ARCHITECTS, ENGINEERS, OTHER DESIGN PROFESSIONALS, CONTRACTORS, BUILDING CODE OFFICIALS, OR OTHER COMPETENT CONSTRUCTION INDUSTRY TRADE PROFESSIONALS HAVING AN INTEREST IN THE SELECTION, SPECIFICATION AND USE OF PRODUCTS MANUFACTURED BY THE SUBSIDIARIES OF USG CORPORATION. THE DRAWINGS ARE INTENDED SOLELY AS TECHNICAL SUPPORT INCIDENT TO THE SALE AND USE OF USG PRODUCTS AND NOT INTENDED TO BE A SUBSTITUTE FOR THE DESIGN REVIEW AND APPROVAL OF THE LICENSED DESIGN PROFESSIONALS FOR THE PROJECT. THESE MATERIALS MAY BE PRINTED AND/OR TRANSFERRED ELECTRONICALLY SOLELY AS NEEDED BY THE USER. BECAUSE CAD ELECTRONIC FILES AND BIM (BUILDING INFORMATION MODELING) FILES CAN BE MODIFIED BY OTHER PARTIES, WITHOUT NOTICE OR INDICATION OF SUCH MODIFICATIONS, MODIFICATION OF USG PRODUCT CAD DRAWINGS IS THE SOLE RESPONSIBILITY OF THE DESIGN PROFESSIONAL. © 2017 USG CORPORATION.



USG CEILINGS PLUS® - BARZ™

PERIMETER AT END DETAIL

6" = 1'- 0"

3



6711 E. Washington Boulevard Los Angeles, California 90040
Tel: 800-822-3411 - Fax: 323-724-8249
Email: info@ceilingsplus.com Website: www.ceilingsplus.com

USG CEILINGS PLUS®
BARZ™
SYSTEM DETAILS

ISSUE RECORD:

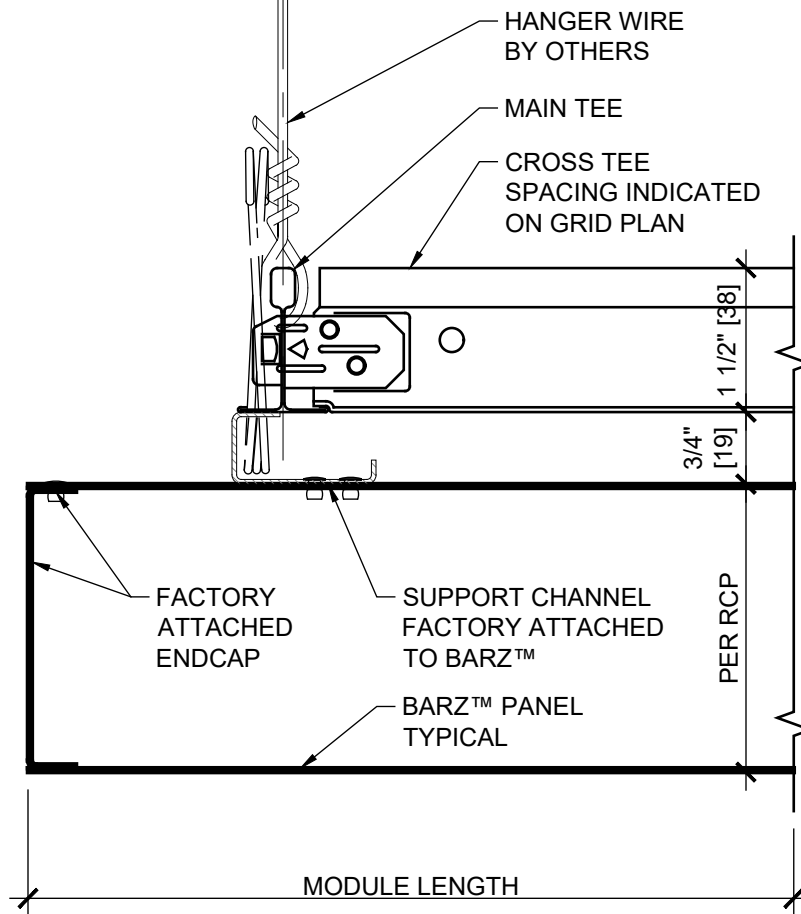
REV:	DATE:
00	03/12/2019
00	DD/MM/YYYY
00	DD/MM/YYYY
00	DD/MM/YYYY

SHEET INFORMATION:

XXXX
XXXX

IC750-03

DISCLAIMER: THE USG PRODUCT DETAILS CONTAINED HEREIN ARE INTENDED FOR USE AS PRODUCT REFERENCE MATERIAL BY ARCHITECTS, ENGINEERS, OTHER DESIGN PROFESSIONALS, CONTRACTORS, BUILDING CODE OFFICIALS, OR OTHER COMPETENT CONSTRUCTION INDUSTRY TRADE PROFESSIONALS HAVING AN INTEREST IN THE SELECTION, SPECIFICATION AND USE OF PRODUCTS MANUFACTURED BY THE SUBSIDIARIES OF USG CORPORATION. THE DRAWINGS ARE INTENDED SOLELY AS TECHNICAL SUPPORT INCIDENT TO THE SALE AND USE OF USG PRODUCTS AND NOT INTENDED TO BE A SUBSTITUTE FOR THE DESIGN REVIEW AND APPROVAL OF THE LICENSED DESIGN PROFESSIONALS FOR THE PROJECT. THESE MATERIALS MAY BE PRINTED AND/OR TRANSFERRED ELECTRONICALLY SOLELY AS NEEDED BY THE USER. BECAUSE CAD ELECTRONIC FILES AND BIM (BUILDING INFORMATION MODELING) FILES CAN BE MODIFIED BY OTHER PARTIES, WITHOUT NOTICE OR INDICATION OF SUCH MODIFICATIONS, MODIFICATION OF USG PRODUCT CAD DRAWINGS IS THE SOLE RESPONSIBILITY OF THE DESIGN PROFESSIONAL. © 2017 USG CORPORATION.



USG CEILINGS PLUS® - BARZ™

FIELD CUT END DETAIL, TYPICAL

4

6" = 1'- 0"



6711 E. Washington Boulevard Los Angeles, California 90040
Tel: 800-822-3411 - Fax: 323-724-8249
Email: info@ceilingsplus.com Website: www.ceilingsplus.com

USG CEILINGS PLUS® BARZ™ SYSTEM DETAILS

ISSUE RECORD:

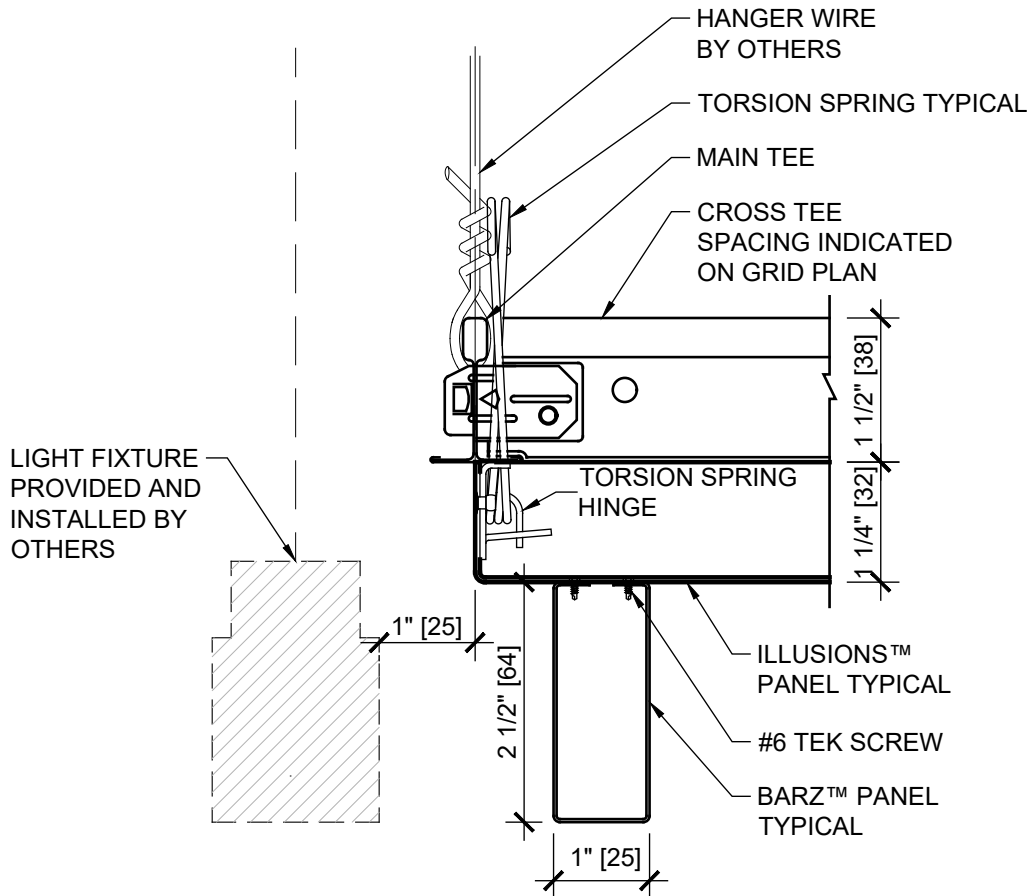
REV:	DATE:
00	03/12/2019
00	DD/MM/YYYY
00	DD/MM/YYYY
00	DD/MM/YYYY

SHEET INFORMATION:

XXXX
XXXX

IC750-04

DISCLAIMER: THE USG PRODUCT DETAILS CONTAINED HEREIN ARE INTENDED FOR USE AS PRODUCT REFERENCE MATERIAL BY ARCHITECTS, ENGINEERS, OTHER DESIGN PROFESSIONALS, CONTRACTORS, BUILDING CODE OFFICIALS, OR OTHER COMPETENT CONSTRUCTION INDUSTRY TRADE PROFESSIONALS HAVING AN INTEREST IN THE SELECTION, SPECIFICATION AND USE OF PRODUCTS MANUFACTURED BY THE SUBSIDIARIES OF USG CORPORATION. THE DRAWINGS ARE INTENDED SOLELY AS TECHNICAL SUPPORT INCIDENT TO THE SALE AND USE OF USG PRODUCTS AND NOT INTENDED TO BE A SUBSTITUTE FOR THE DESIGN REVIEW AND APPROVAL OF THE LICENSED DESIGN PROFESSIONALS FOR THE PROJECT. THESE MATERIALS MAY BE PRINTED AND/OR TRANSFERRED ELECTRONICALLY SOLELY AS NEEDED BY THE USER. BECAUSE CAD ELECTRONIC FILES AND BIM (BUILDING INFORMATION MODELING) FILES CAN BE MODIFIED BY OTHER PARTIES, WITHOUT NOTICE OR INDICATION OF SUCH MODIFICATIONS, MODIFICATION OF USG PRODUCT CAD DRAWINGS IS THE SOLE RESPONSIBILITY OF THE DESIGN PROFESSIONAL. © 2017 USG CORPORATION.



USG CEILINGS PLUS® - BARZ™

PERIMETER DETAIL, BARZ™ + ILLUSIONS™

6" = 1'- 0"

5



6711 E. Washington Boulevard Los Angeles, California 90040
Tel: 800-822-3411 - Fax: 323-724-8249
Email: info@ceilingsplus.com Website: www.ceilingsplus.com

USG CEILINGS PLUS®
BARZ™
SYSTEM DETAILS

ISSUE RECORD:

REV: DATE:

00 03/12/2019

00 DD/MM/YYYY

00 DD/MM/YYYY

00 DD/MM/YYYY

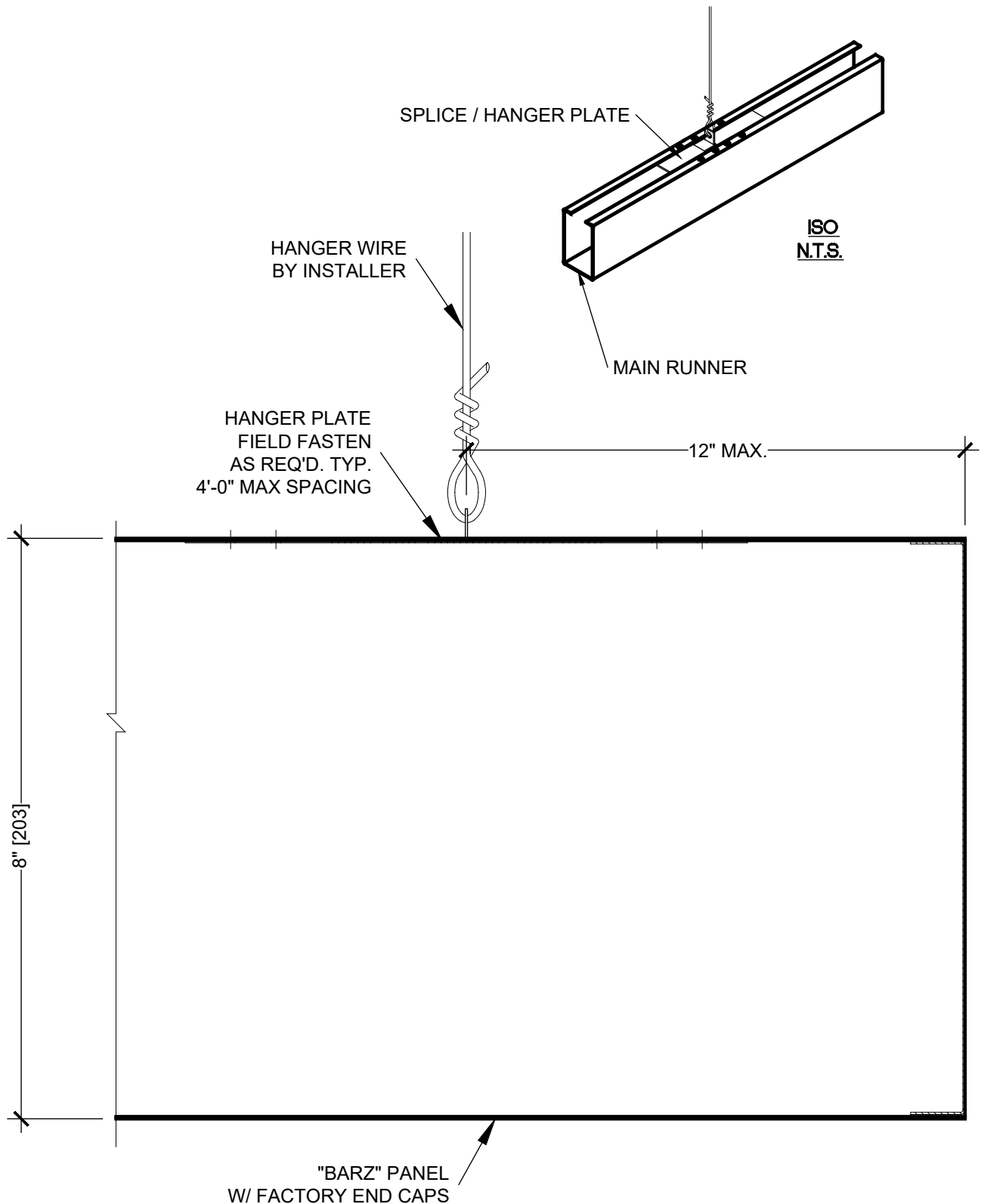
SHEET INFORMATION:

XXXX

XXXX

IC750-05

DISCLAIMER: THE USG PRODUCT DETAILS CONTAINED HEREIN ARE INTENDED FOR USE AS PRODUCT REFERENCE MATERIAL BY ARCHITECTS, ENGINEERS, OTHER DESIGN PROFESSIONALS, CONTRACTORS, BUILDING CODE OFFICIALS, OR OTHER COMPETENT CONSTRUCTION INDUSTRY TRADE PROFESSIONALS HAVING AN INTEREST IN THE SELECTION, SPECIFICATION AND USE OF PRODUCTS MANUFACTURED BY THE SUBSIDIARIES OF USG CORPORATION. THE DRAWINGS ARE INTENDED SOLELY AS TECHNICAL SUPPORT INCIDENT TO THE SALE AND USE OF USG PRODUCTS AND NOT INTENDED TO BE A SUBSTITUTE FOR THE DESIGN REVIEW AND APPROVAL OF THE LICENSED DESIGN PROFESSIONALS FOR THE PROJECT. THESE MATERIALS MAY BE PRINTED AND/OR TRANSFERRED ELECTRONICALLY SOLELY AS NEEDED BY THE USER. BECAUSE CAD ELECTRONIC FILES AND BIM (BUILDING INFORMATION MODELING) FILES CAN BE MODIFIED BY OTHER PARTIES, WITHOUT NOTICE OR INDICATION OF SUCH MODIFICATIONS, MODIFICATION OF USG PRODUCT CAD DRAWINGS IS THE SOLE RESPONSIBILITY OF THE DESIGN PROFESSIONAL. © 2017 USG CORPORATION.



USG CEILINGS PLUS® - BARZ™

PERIMETER DETAIL, INDIVIDUALLY HUNG BARZ™

6" = 1'- 0"



6711 E. Washington Boulevard Los Angeles, California 90040
Tel: 800-822-3411 - Fax: 323-724-8249
Email: info@ceilingsplus.com Website: www.ceilingsplus.com

USG CEILINGS PLUS®
BARZ™
SYSTEM DETAILS

ISSUE RECORD:

REV:	DATE:
00	03/12/2019
00	DD/MM/YYYY
00	DD/MM/YYYY
00	DD/MM/YYYY

SHEET INFORMATION:

XXXX
XXXX

IC750-06

DISCLAIMER: THE USG PRODUCT DETAILS CONTAINED HEREIN ARE INTENDED FOR USE AS PRODUCT REFERENCE MATERIAL BY ARCHITECTS, ENGINEERS, OTHER DESIGN PROFESSIONALS, CONTRACTORS, BUILDING CODE OFFICIALS, OR OTHER COMPETENT CONSTRUCTION INDUSTRY TRADE PROFESSIONALS HAVING AN INTEREST IN THE SELECTION, SPECIFICATION AND USE OF PRODUCTS MANUFACTURED BY THE SUBSIDIARIES OF USG CORPORATION. THE DRAWINGS ARE INTENDED SOLELY AS TECHNICAL SUPPORT INCIDENT TO THE SALE AND USE OF USG PRODUCTS AND NOT INTENDED TO BE A SUBSTITUTE FOR THE DESIGN REVIEW AND APPROVAL OF THE LICENSED DESIGN PROFESSIONALS FOR THE PROJECT. THESE MATERIALS MAY BE PRINTED AND/OR TRANSFERRED ELECTRONICALLY SOLELY AS NEEDED BY THE USER. BECAUSE CAD ELECTRONIC FILES AND BIM (BUILDING INFORMATION MODELING) FILES CAN BE MODIFIED BY OTHER PARTIES, WITHOUT NOTICE OR INDICATION OF SUCH MODIFICATIONS, MODIFICATION OF USG PRODUCT CAD DRAWINGS IS THE SOLE RESPONSIBILITY OF THE DESIGN PROFESSIONAL. © 2017 USG CORPORATION.