

USG Corporation
 550 West Adams Street, Chicago, IL 60661
 T. 800-USG4YOU www.USG.com

USG DRYWALL SUSPENSION™ SYSTEM DETAILS WITH ENSEMBLE® ACOUSTICAL DRYWALL

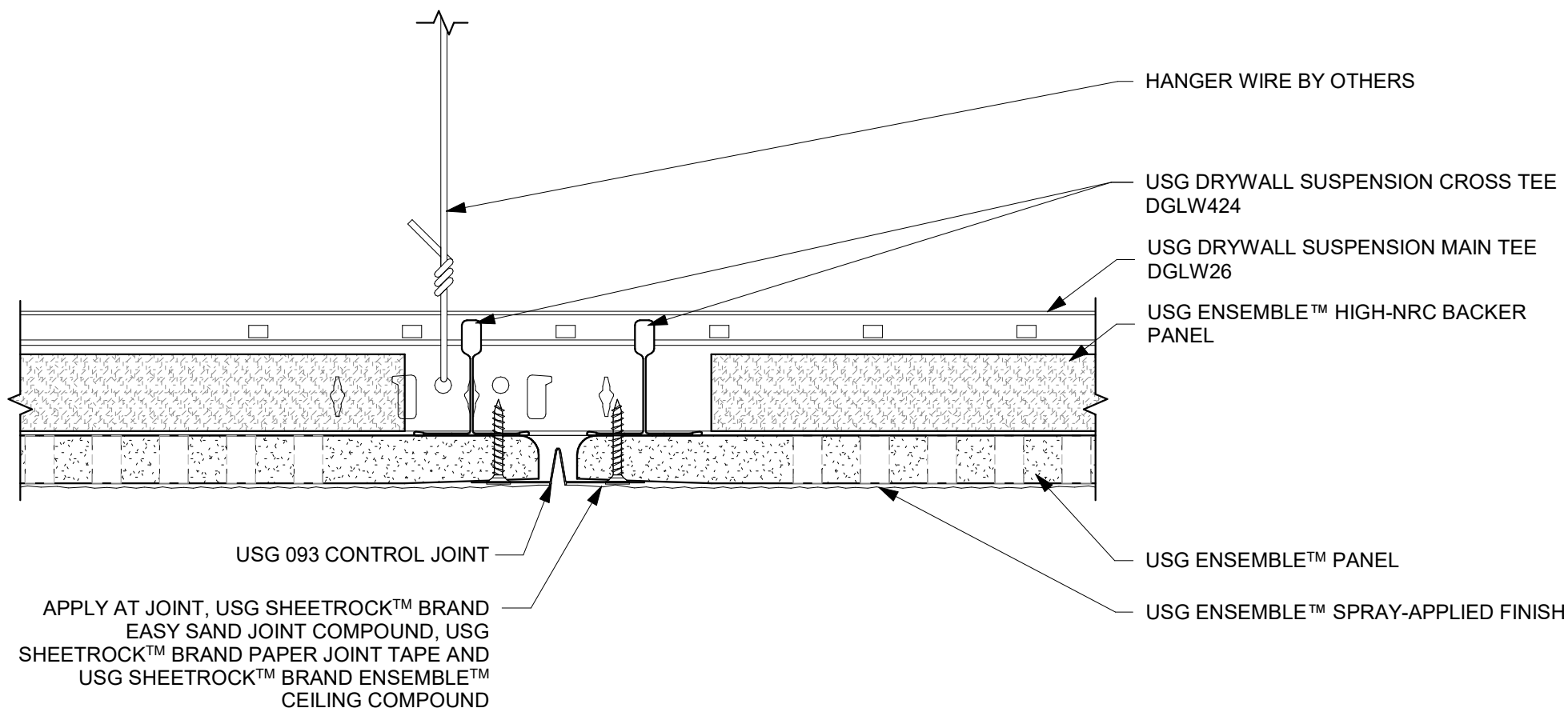
ISSUE RECORD:
 06/16/20

ISSUE: DATE:
 02 08/14/20

SHEET INFORMATION:

CD-EDS-01
CONTROL JOINT - PARALLEL TO
MAIN TEE

DISCLAIMER: THE USG PRODUCT DETAILS CONTAINED HEREIN ARE INTENDED FOR USE AS PRODUCT REFERENCE MATERIAL BY ARCHITECTS, ENGINEERS, OTHER DESIGN PROFESSIONALS, CONTRACTORS, BUILDING CODE OFFICIALS, OR OTHER COMPETENT CONSTRUCTION INDUSTRY TRADE PROFESSIONALS HAVING AN INTEREST IN THE SELECTION, SPECIFICATION AND USE OF PRODUCTS MANUFACTURED BY THE SUBSIDIARIES OF USG CORPORATION. THE DRAWINGS ARE INTENDED SOLELY AS TECHNICAL SUPPORT INCIDENT TO THE SALE AND USE OF USG PRODUCTS AND NOT INTENDED TO BE A SUBSTITUTE FOR THE DESIGN REVIEW AND APPROVAL OF THE LICENSED DESIGN PROFESSIONALS FOR THE PROJECT. THESE MATERIALS MAY BE PRINTED AND/OR TRANSFERRED ELECTRONICALLY SOLELY AS NEEDED BY THE USER, BECAUSE CAD/ELECTRONIC FILES AND BIM (BUILDING INFORMATION MODELING) FILES CAN BE MODIFIED BY OTHER PARTIES, WITHOUT NOTICE OR INDICATION OF SUCH MODIFICATIONS, MODIFICATION OF USG PRODUCT CAD DRAWINGS IS THE SOLE RESPONSIBILITY OF THE DESIGN PROFESSIONAL. ©2020 USG CORPORATION.



USG Corporation
 550 West Adams Street, Chicago, IL 60661
 T. 800-USG4YOU www.USG.com

USG DRYWALL SUSPENSION™ SYSTEM DETAILS WITH ENSEMBLE® ACOUSTICAL DRYWALL

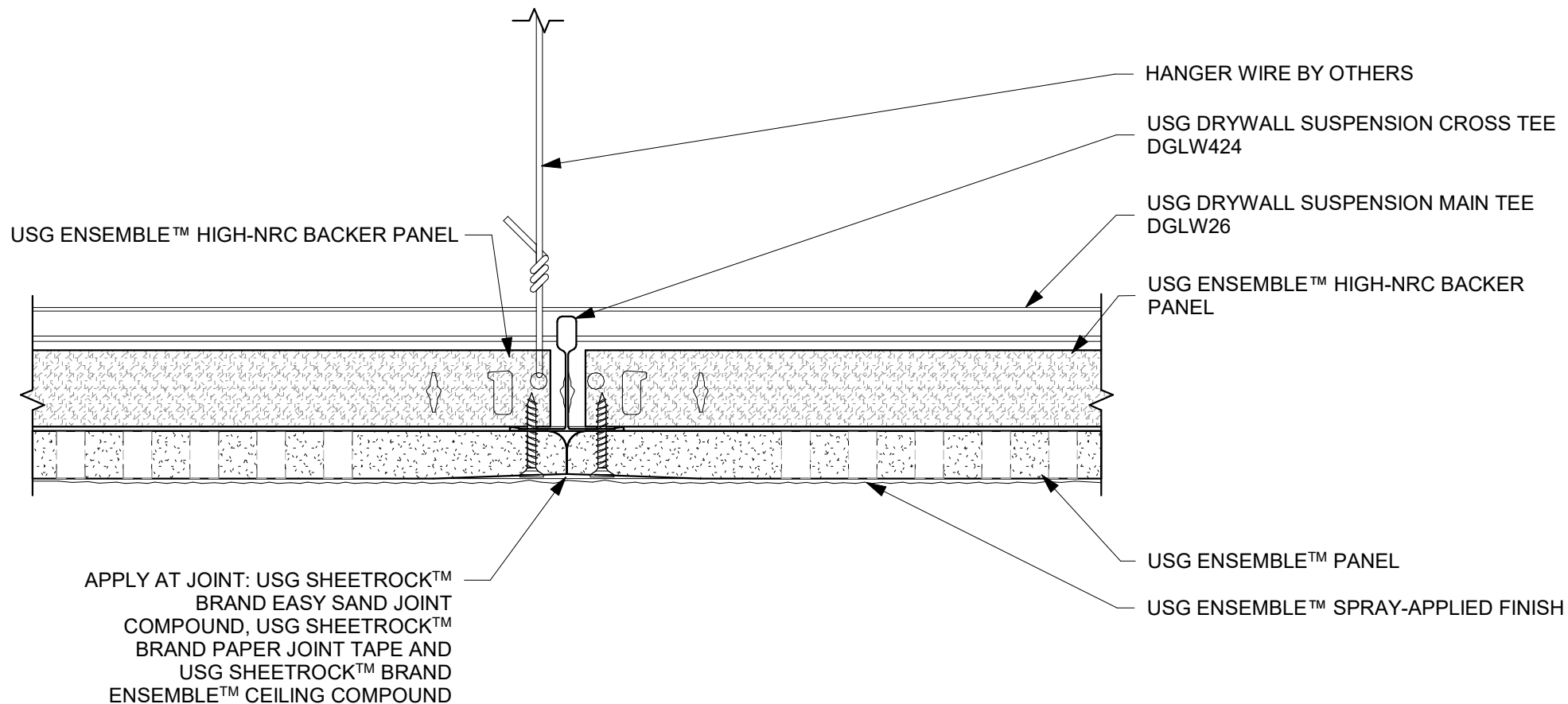
ISSUE RECORD:
 06/16/20

ISSUE: DATE:
 02 08/14/20

SHEET INFORMATION:

CD-EDS-02
**CONTROL JOINT - PERPENDICULAR
 TO MAIN TEE**

DISCLAIMER: THE USG PRODUCT DETAILS CONTAINED HEREIN ARE INTENDED FOR USE AS PRODUCT REFERENCE MATERIAL BY ARCHITECTS, ENGINEERS, OTHER DESIGN PROFESSIONALS, CONTRACTORS, BUILDING CODE OFFICIALS, OR OTHER COMPETENT CONSTRUCTION INDUSTRY TRADE PROFESSIONALS HAVING AN INTEREST IN THE SELECTION, SPECIFICATION AND USE OF PRODUCTS MANUFACTURED BY THE SUBSIDIARIES OF USG CORPORATION. THE DRAWINGS ARE INTENDED SOLELY AS TECHNICAL SUPPORT INCIDENT TO THE SALE AND USE OF USG PRODUCTS AND NOT INTENDED TO BE A SUBSTITUTE FOR THE DESIGN REVIEW AND APPROVAL OF THE LICENSED DESIGN PROFESSIONALS FOR THE PROJECT. THESE MATERIALS MAY BE PRINTED AND/OR TRANSFERRED ELECTRONICALLY SOLELY AS NEEDED BY THE USER, BECAUSE CAD/ELECTRONIC FILES AND BIM (BUILDING INFORMATION MODELING) FILES CAN BE MODIFIED BY OTHER PARTIES, WITHOUT NOTICE OR INDICATION OF SUCH MODIFICATIONS, MODIFICATION OF USG PRODUCT CAD DRAWINGS IS THE SOLE RESPONSIBILITY OF THE DESIGN PROFESSIONAL. ©2020 USG CORPORATION.



USG Corporation
 550 West Adams Street, Chicago, IL 60661
 T. 800-USG4YOU www.USG.com

USG DRYWALL SUSPENSION™ SYSTEM DETAILS WITH ENSEMBLE® ACOUSTICAL DRYWALL

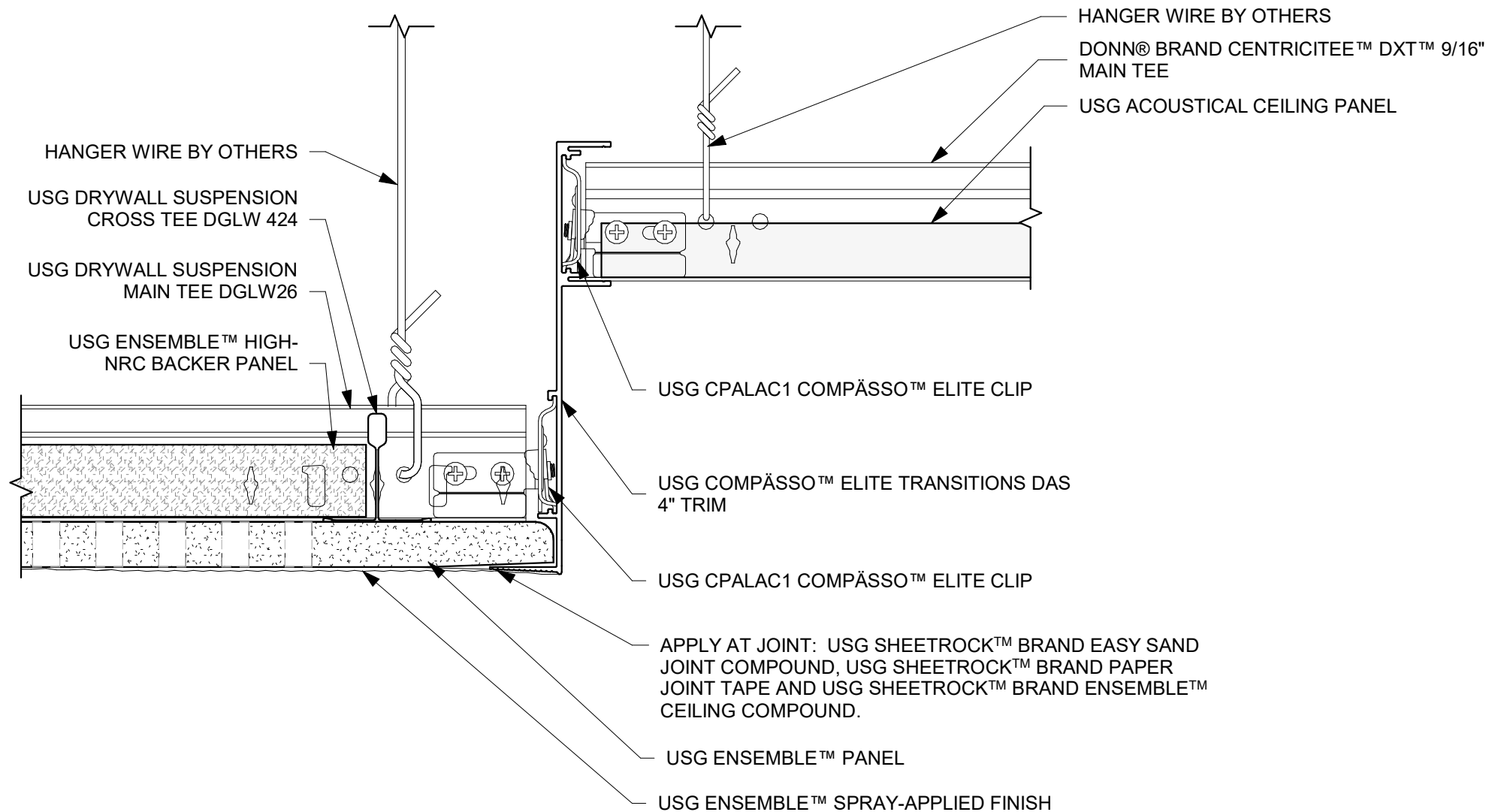
ISSUE RECORD:
 06/16/20

ISSUE: DATE:
 02 08/14/20

SHEET INFORMATION:

CD-EDS-03
PANEL JOINT AT CROSS TEE

DISCLAIMER: THE USG PRODUCT DETAILS CONTAINED HEREIN ARE INTENDED FOR USE AS PRODUCT REFERENCE MATERIAL BY ARCHITECTS, ENGINEERS, OTHER DESIGN PROFESSIONALS, CONTRACTORS, BUILDING CODE OFFICIALS, OR OTHER COMPETENT CONSTRUCTION INDUSTRY TRADE PROFESSIONALS HAVING AN INTEREST IN THE SELECTION, SPECIFICATION AND USE OF PRODUCTS MANUFACTURED BY THE SUBSIDIARIES OF USG CORPORATION. THE DRAWINGS ARE INTENDED SOLELY AS TECHNICAL SUPPORT INCIDENT TO THE SALE AND USE OF USG PRODUCTS AND NOT INTENDED TO BE A SUBSTITUTE FOR THE DESIGN REVIEW AND APPROVAL OF THE LICENSED DESIGN PROFESSIONALS FOR THE PROJECT. THESE MATERIALS MAY BE PRINTED AND/OR TRANSFERRED ELECTRONICALLY SOLELY AS NEEDED BY THE USER, BECAUSE CAD/ELECTRONIC FILES AND BIM (BUILDING INFORMATION MODELING) FILES CAN BE MODIFIED BY OTHER PARTIES, WITHOUT NOTICE OR INDICATION OF SUCH MODIFICATIONS, MODIFICATION OF USG PRODUCT CAD DRAWINGS IS THE SOLE RESPONSIBILITY OF THE DESIGN PROFESSIONAL. ©2020 USG CORPORATION.



USG Corporation
 550 West Adams Street, Chicago, IL 60661
 T. 800-USG4YOU www.USG.com

USG DRYWALL SUSPENSION™ SYSTEM DETAILS WITH ENSEMBLE® ACOUSTICAL DRYWALL

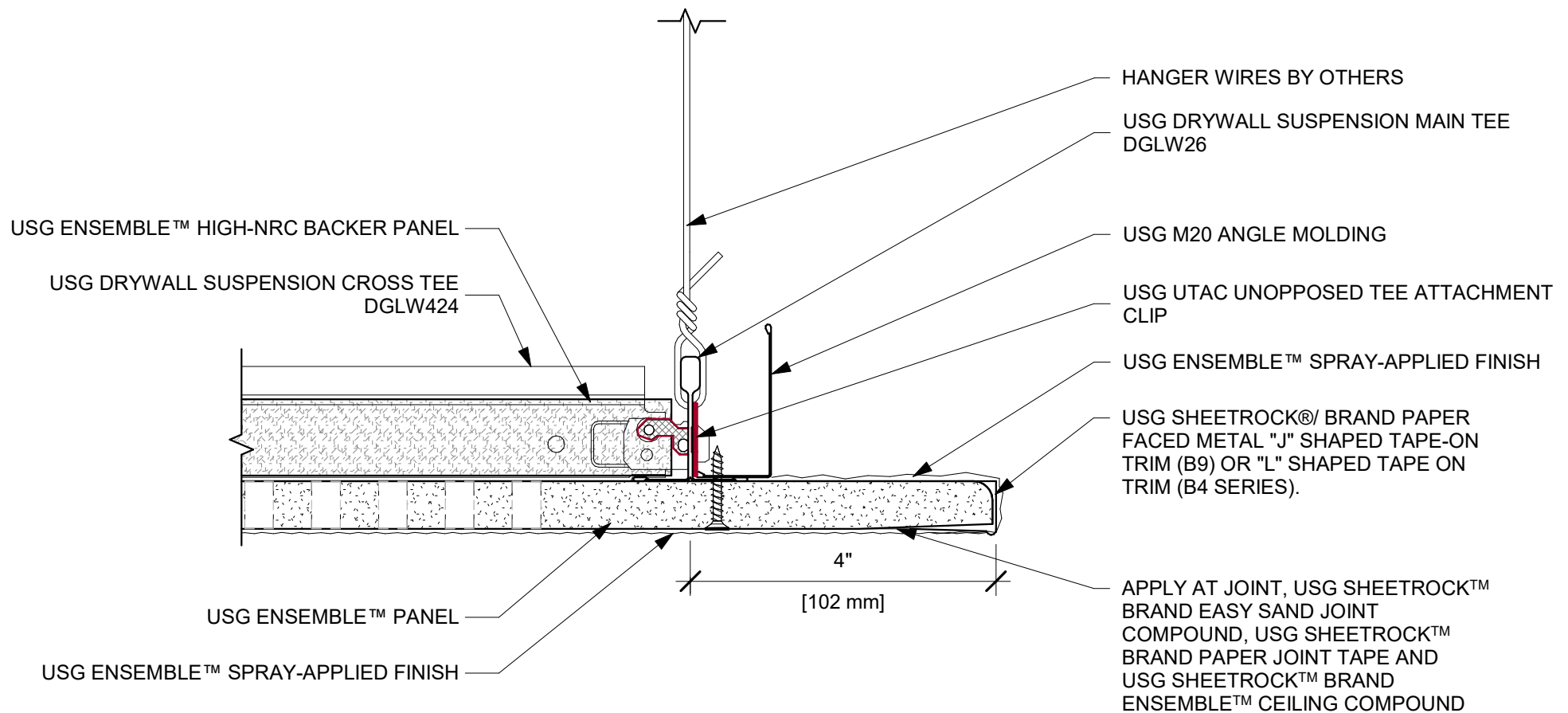
ISSUE RECORD:
 06/16/20

ISSUE: DATE:
 02 08/14/20

SHEET INFORMATION:

CD-EDS-04
 ACT TRANSITION AT HEIGHT
 CHANGE

DISCLAIMER: THE USG PRODUCT DETAILS CONTAINED HEREIN ARE INTENDED FOR USE AS PRODUCT REFERENCE MATERIAL BY ARCHITECTS, ENGINEERS, OTHER DESIGN PROFESSIONALS, CONTRACTORS, BUILDING CODE OFFICIALS, OR OTHER COMPETENT CONSTRUCTION INDUSTRY TRADE PROFESSIONALS HAVING AN INTEREST IN THE SELECTION, SPECIFICATION AND USE OF PRODUCTS MANUFACTURED BY THE SUBSIDIARIES OF USG CORPORATION. THE DRAWINGS ARE INTENDED SOLELY AS TECHNICAL SUPPORT INCIDENT TO THE SALE AND USE OF USG PRODUCTS AND NOT INTENDED TO BE A SUBSTITUTE FOR THE DESIGN REVIEW AND APPROVAL OF THE LICENSED DESIGN PROFESSIONALS FOR THE PROJECT. THESE MATERIALS MAY BE PRINTED AND/OR TRANSFERRED ELECTRONICALLY SOLELY AS NEEDED BY THE USER, BECAUSE CAD/ELECTRONIC FILES AND BIM (BUILDING INFORMATION MODELING) FILES CAN BE MODIFIED BY OTHER PARTIES, WITHOUT NOTICE OR INDICATION OF SUCH MODIFICATIONS, MODIFICATION OF USG PRODUCT CAD DRAWINGS IS THE SOLE RESPONSIBILITY OF THE DESIGN PROFESSIONAL. ©2020 USG CORPORATION.



USG Corporation
550 West Adams Street, Chicago, IL 60661
T. 800-USG4YOU www.USG.com

USG DRYWALL SUSPENSION™ SYSTEM DETAILS WITH ENSEMBLE® ACOUSTICAL DRYWALL

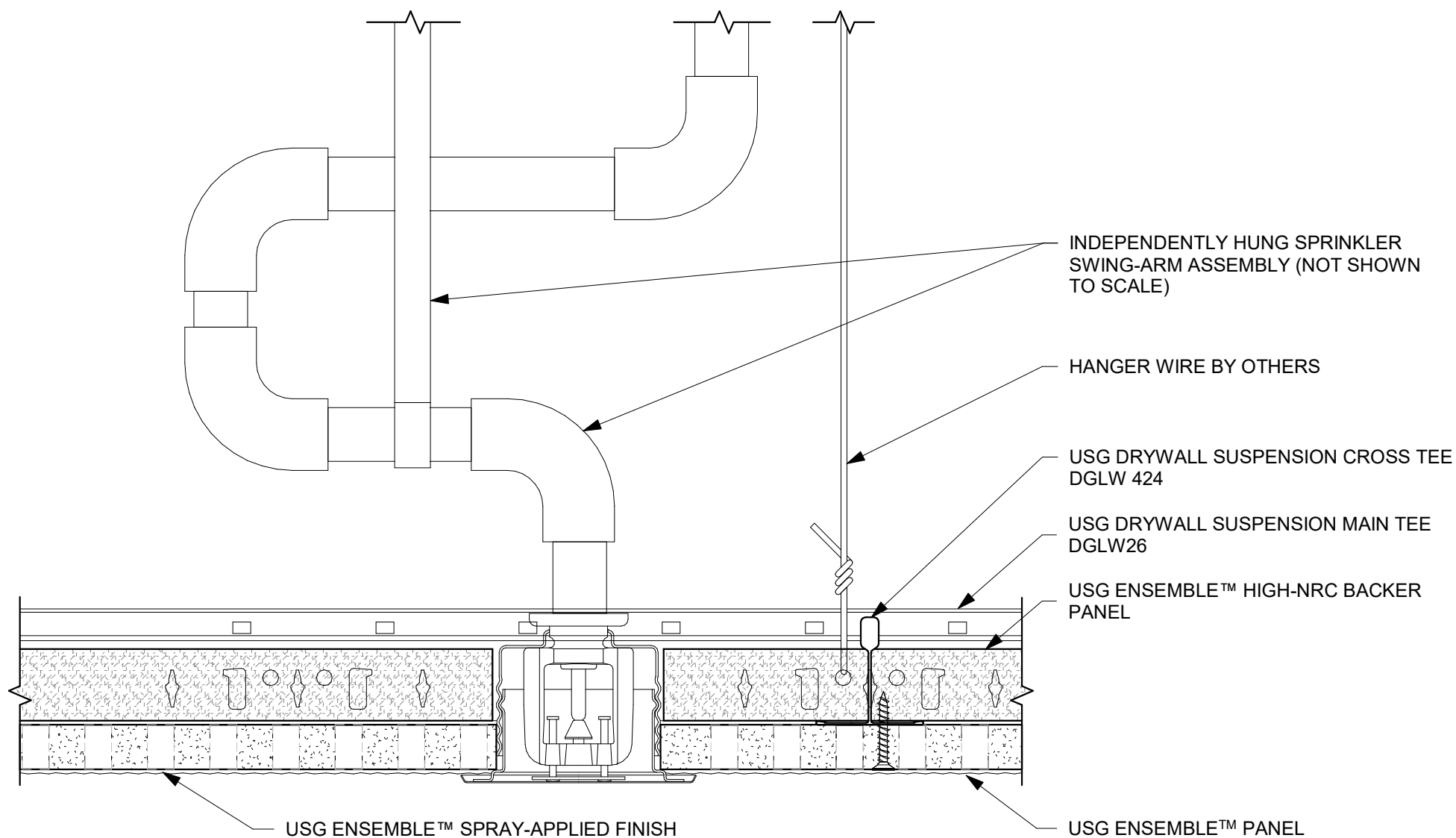
ISSUE RECORD:
06/16/20

ISSUE: DATE:
02 08/14/20

SHEET INFORMATION:

CD-EDS-05
LOW PROFILE EDGE DETAIL

DISCLAIMER: THE USG PRODUCT DETAILS CONTAINED HEREIN ARE INTENDED FOR USE AS PRODUCT REFERENCE MATERIAL BY ARCHITECTS, ENGINEERS, OTHER DESIGN PROFESSIONALS, CONTRACTORS, BUILDING CODE OFFICIALS, OR OTHER COMPETENT CONSTRUCTION INDUSTRY TRADE PROFESSIONALS HAVING AN INTEREST IN THE SELECTION, SPECIFICATION AND USE OF PRODUCTS MANUFACTURED BY THE SUBSIDIARIES OF USG CORPORATION. THE DRAWINGS ARE INTENDED SOLELY AS TECHNICAL SUPPORT INCIDENT TO THE SALE AND USE OF USG PRODUCTS AND NOT INTENDED TO BE A SUBSTITUTE FOR THE DESIGN REVIEW AND APPROVAL OF THE LICENSED DESIGN PROFESSIONALS FOR THE PROJECT. THESE MATERIALS MAY BE PRINTED AND/OR TRANSFERRED ELECTRONICALLY SOLELY AS NEEDED BY THE USER, BECAUSE CAD/ELECTRONIC FILES AND BIM (BUILDING INFORMATION MODELING) FILES CAN BE MODIFIED BY OTHER PARTIES, WITHOUT NOTICE OR INDICATION OF SUCH MODIFICATIONS, MODIFICATION OF USG PRODUCT CAD DRAWINGS IS THE SOLE RESPONSIBILITY OF THE DESIGN PROFESSIONAL. ©2020 USG CORPORATION.



USG Corporation
550 West Adams Street, Chicago, IL 60661
T. 800-USG4YOU www.USG.com

USG DRYWALL SUSPENSION™ SYSTEM DETAILS WITH ENSEMBLE® ACOUSTICAL DRYWALL

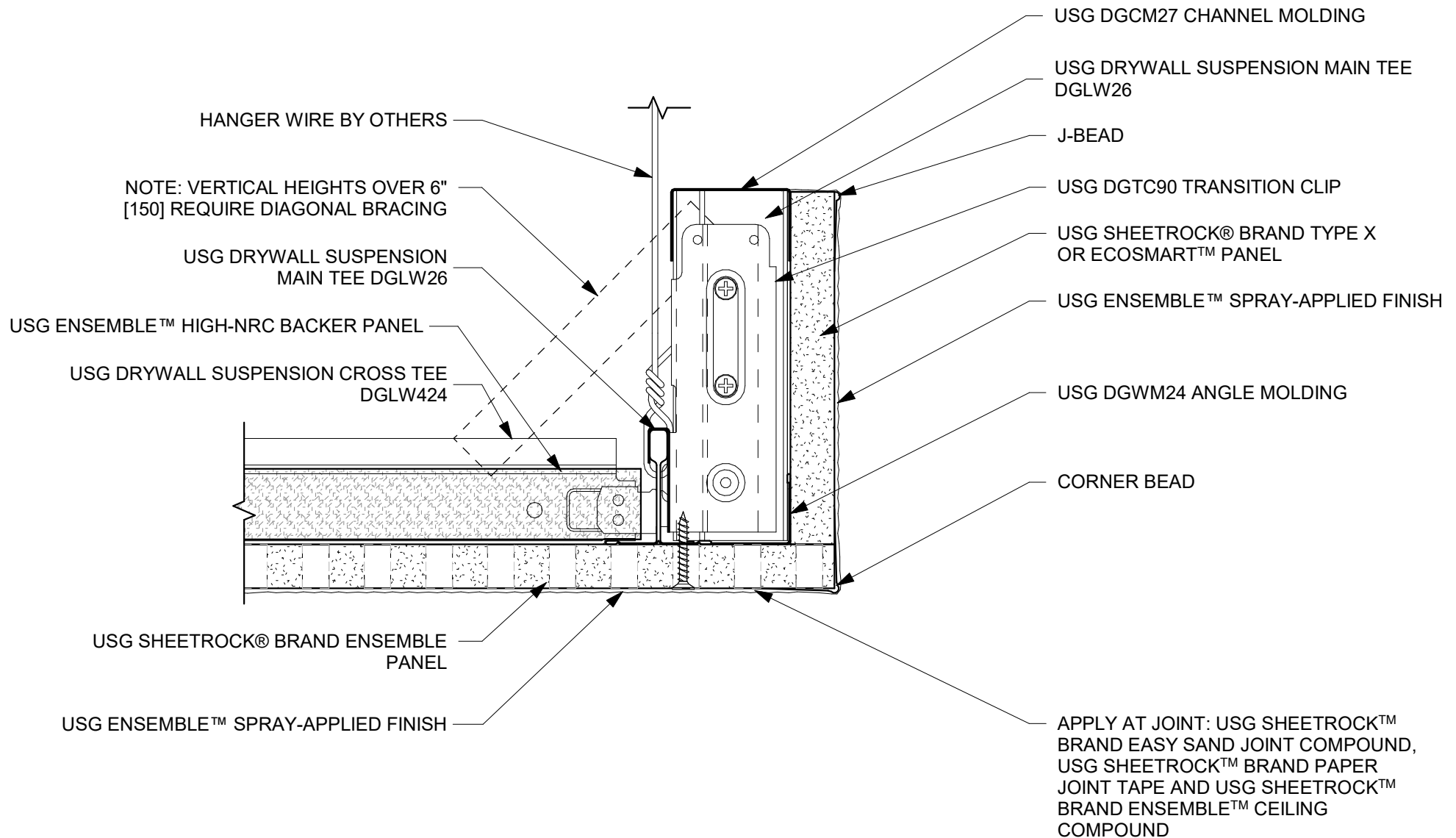
ISSUE RECORD:
06/16/20

ISSUE: DATE:
02 08/14/20

SHEET INFORMATION:

CD-EDS-06
SPRINKLER DETAIL

DISCLAIMER: THE USG PRODUCT DETAILS CONTAINED HEREIN ARE INTENDED FOR USE AS PRODUCT REFERENCE MATERIAL BY ARCHITECTS, ENGINEERS, OTHER DESIGN PROFESSIONALS, CONTRACTORS, BUILDING CODE OFFICIALS, OR OTHER COMPETENT CONSTRUCTION INDUSTRY TRADE PROFESSIONALS HAVING AN INTEREST IN THE SELECTION, SPECIFICATION AND USE OF PRODUCTS MANUFACTURED BY THE SUBSIDIARIES OF USG CORPORATION. THE DRAWINGS ARE INTENDED SOLELY AS TECHNICAL SUPPORT INCIDENT TO THE SALE AND USE OF USG PRODUCTS AND NOT INTENDED TO BE A SUBSTITUTE FOR THE DESIGN REVIEW AND APPROVAL OF THE LICENSED DESIGN PROFESSIONALS FOR THE PROJECT. THESE MATERIALS MAY BE PRINTED AND/OR TRANSFERRED ELECTRONICALLY SOLELY AS NEEDED BY THE USER, BECAUSE CAD/ELECTRONIC FILES AND BIM (BUILDING INFORMATION MODELING) FILES CAN BE MODIFIED BY OTHER PARTIES, WITHOUT NOTICE OR INDICATION OF SUCH MODIFICATIONS, MODIFICATION OF USG PRODUCT CAD DRAWINGS IS THE SOLE RESPONSIBILITY OF THE DESIGN PROFESSIONAL. ©2020 USG CORPORATION.



USG Corporation
550 West Adams Street, Chicago, IL 60661
T. 800-USG4YOU www.USG.com

USG DRYWALL SUSPENSION™ SYSTEM DETAILS WITH ENSEMBLE® ACOUSTICAL DRYWALL

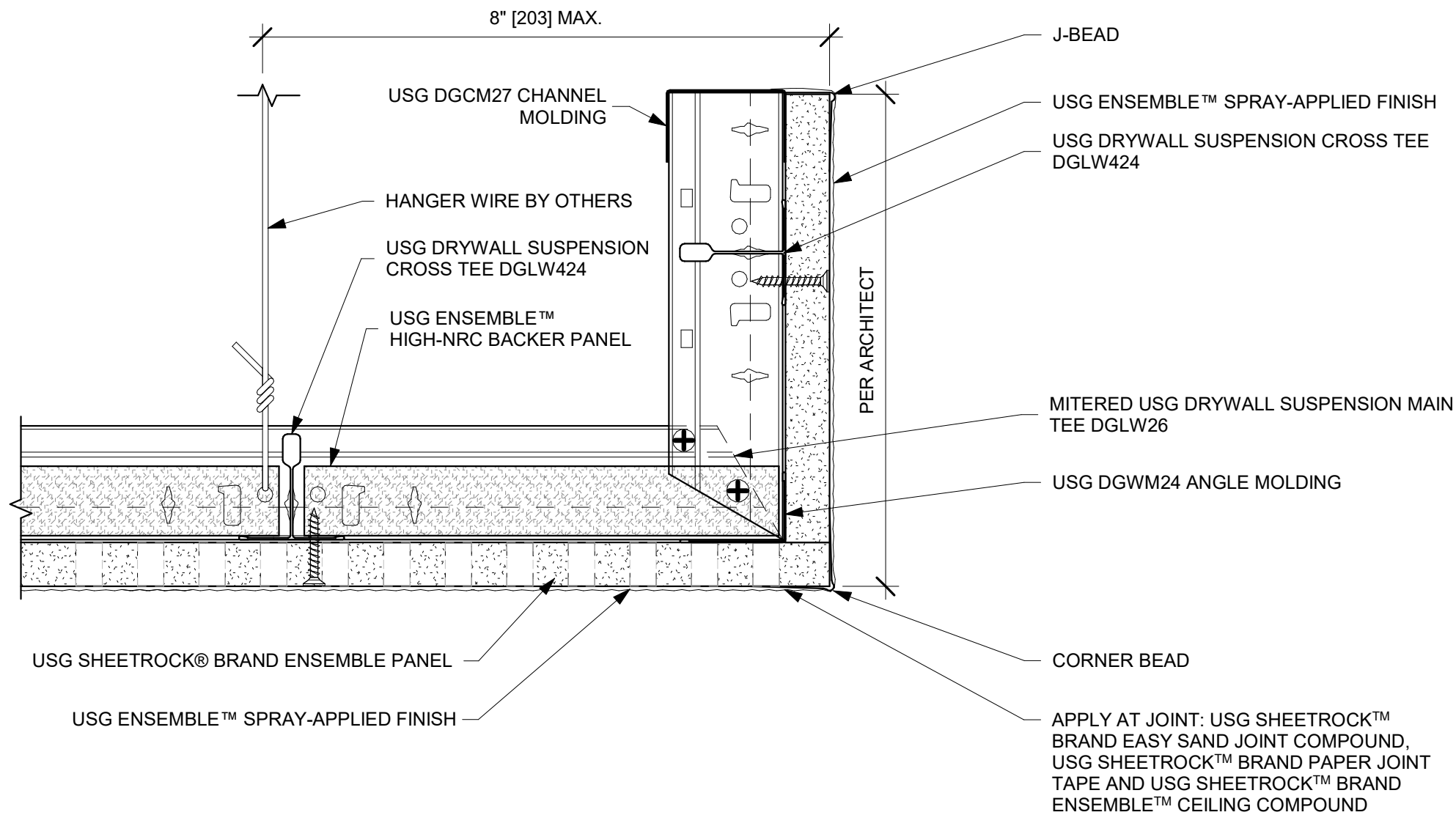
ISSUE RECORD:
06/16/20

ISSUE: DATE:
02 08/14/20

SHEET INFORMATION:

CD-EDS-07
**PERIMETER AT CROSS TEE WITH
DGTC-90 CLIP**

DISCLAIMER: THE USG PRODUCT DETAILS CONTAINED HEREIN ARE INTENDED FOR USE AS PRODUCT REFERENCE MATERIAL BY ARCHITECTS, ENGINEERS, OTHER DESIGN PROFESSIONALS, CONTRACTORS, BUILDING CODE OFFICIALS, OR OTHER COMPETENT CONSTRUCTION INDUSTRY TRADE PROFESSIONALS HAVING AN INTEREST IN THE SELECTION, SPECIFICATION AND USE OF PRODUCTS MANUFACTURED BY THE SUBSIDIARIES OF USG CORPORATION. THE DRAWINGS ARE INTENDED SOLELY AS TECHNICAL SUPPORT INCIDENT TO THE SALE AND USE OF USG PRODUCTS AND NOT INTENDED TO BE A SUBSTITUTE FOR THE DESIGN REVIEW AND APPROVAL OF THE LICENSED DESIGN PROFESSIONALS FOR THE PROJECT. THESE MATERIALS MAY BE PRINTED AND/OR TRANSFERRED ELECTRONICALLY SOLELY AS NEEDED BY THE USER, BECAUSE CAD/ELECTRONIC FILES AND BIM (BUILDING INFORMATION MODELING) FILES CAN BE MODIFIED BY OTHER PARTIES, WITHOUT NOTICE OR INDICATION OF SUCH MODIFICATIONS, MODIFICATION OF USG PRODUCT CAD DRAWINGS IS THE SOLE RESPONSIBILITY OF THE DESIGN PROFESSIONAL. ©2020 USG CORPORATION.



USG Corporation
 550 West Adams Street, Chicago, IL 60661
 T. 800-USG4YOU www.USG.com

USG DRYWALL SUSPENSION™ SYSTEM DETAILS WITH ENSEMBLE® ACOUSTICAL DRYWALL

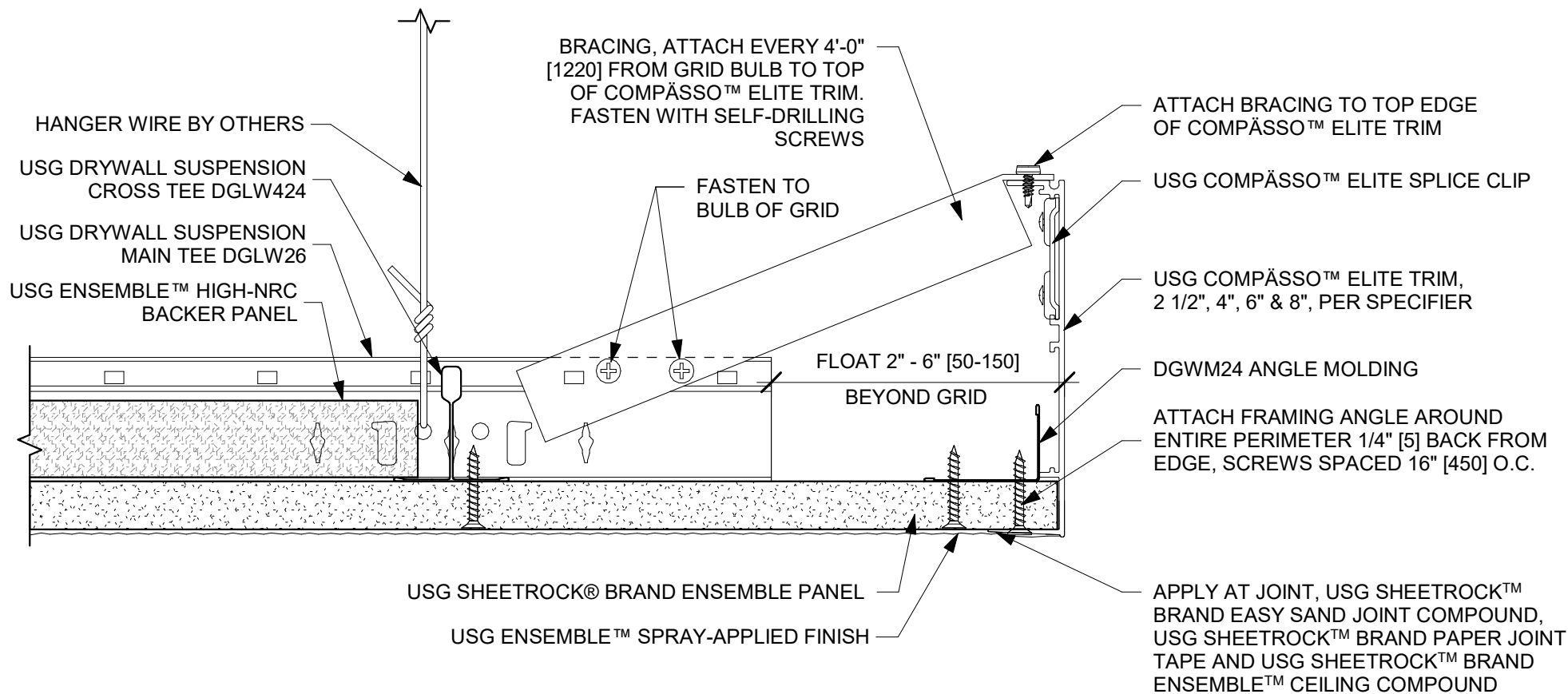
ISSUE RECORD:
 06/16/20

ISSUE: DATE:
 02 08/14/20

SHEET INFORMATION:

CD-EDS-08
PERIMETER AT BENT & CUT MAIN TEE

DISCLAIMER: THE USG PRODUCT DETAILS CONTAINED HEREIN ARE INTENDED FOR USE AS PRODUCT REFERENCE MATERIAL BY ARCHITECTS, ENGINEERS, OTHER DESIGN PROFESSIONALS, CONTRACTORS, BUILDING CODE OFFICIALS, OR OTHER COMPETENT CONSTRUCTION INDUSTRY TRADE PROFESSIONALS HAVING AN INTEREST IN THE SELECTION, SPECIFICATION AND USE OF PRODUCTS MANUFACTURED BY THE SUBSIDIARIES OF USG CORPORATION. THE DRAWINGS ARE INTENDED SOLELY AS TECHNICAL SUPPORT INCIDENT TO THE SALE AND USE OF USG PRODUCTS AND NOT INTENDED TO BE A SUBSTITUTE FOR THE DESIGN REVIEW AND APPROVAL OF THE LICENSED DESIGN PROFESSIONALS FOR THE PROJECT. THESE MATERIALS MAY BE PRINTED AND/OR TRANSFERRED ELECTRONICALLY SOLELY AS NEEDED BY THE USER, BECAUSE CAD/ELECTRONIC FILES AND BIM (BUILDING INFORMATION MODELING) FILES CAN BE MODIFIED BY OTHER PARTIES, WITHOUT NOTICE OR INDICATION OF SUCH MODIFICATIONS, MODIFICATION OF USG PRODUCT CAD DRAWINGS IS THE SOLE RESPONSIBILITY OF THE DESIGN PROFESSIONAL. ©2020 USG CORPORATION.



USG Corporation
 550 West Adams Street, Chicago, IL 60661
 T. 800-USG4YOU www.USG.com

USG DRYWALL SUSPENSION™ SYSTEM DETAILS WITH ENSEMBLE® ACOUSTICAL DRYWALL

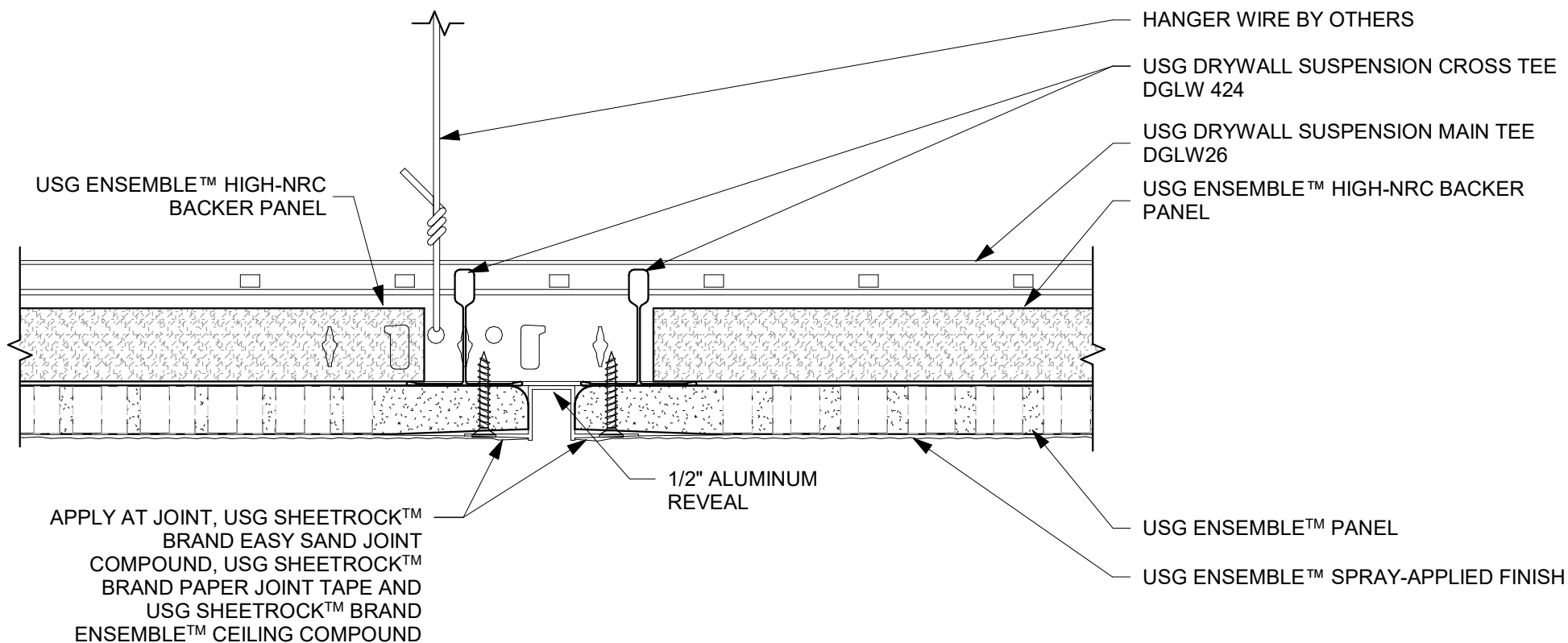
ISSUE RECORD:
 06/16/20

ISSUE: DATE:
 02 08/14/20

SHEET INFORMATION:

CD-EDS-09
COMPASSO™ ELITE AT MAIN TEE

DISCLAIMER: THE USG PRODUCT DETAILS CONTAINED HEREIN ARE INTENDED FOR USE AS PRODUCT REFERENCE MATERIAL BY ARCHITECTS, ENGINEERS, OTHER DESIGN PROFESSIONALS, CONTRACTORS, BUILDING CODE OFFICIALS, OR OTHER COMPETENT CONSTRUCTION INDUSTRY TRADE PROFESSIONALS HAVING AN INTEREST IN THE SELECTION, SPECIFICATION AND USE OF PRODUCTS MANUFACTURED BY THE SUBSIDIARIES OF USG CORPORATION. THE DRAWINGS ARE INTENDED SOLELY AS TECHNICAL SUPPORT INCIDENT TO THE SALE AND USE OF USG PRODUCTS AND NOT INTENDED TO BE A SUBSTITUTE FOR THE DESIGN REVIEW AND APPROVAL OF THE LICENSED DESIGN PROFESSIONALS FOR THE PROJECT. THESE MATERIALS MAY BE PRINTED AND/OR TRANSFERRED ELECTRONICALLY SOLELY AS NEEDED BY THE USER, BECAUSE CAD/ELECTRONIC FILES AND BIM (BUILDING INFORMATION MODELING) FILES CAN BE MODIFIED BY OTHER PARTIES, WITHOUT NOTICE OR INDICATION OF SUCH MODIFICATIONS, MODIFICATION OF USG PRODUCT CAD DRAWINGS IS THE SOLE RESPONSIBILITY OF THE DESIGN PROFESSIONAL. ©2020 USG CORPORATION.



USG Corporation
 550 West Adams Street, Chicago, IL 60661
 T. 800-USG4YOU www.USG.com

USG DRYWALL SUSPENSION™ SYSTEM DETAILS WITH ENSEMBLE® ACOUSTICAL DRYWALL

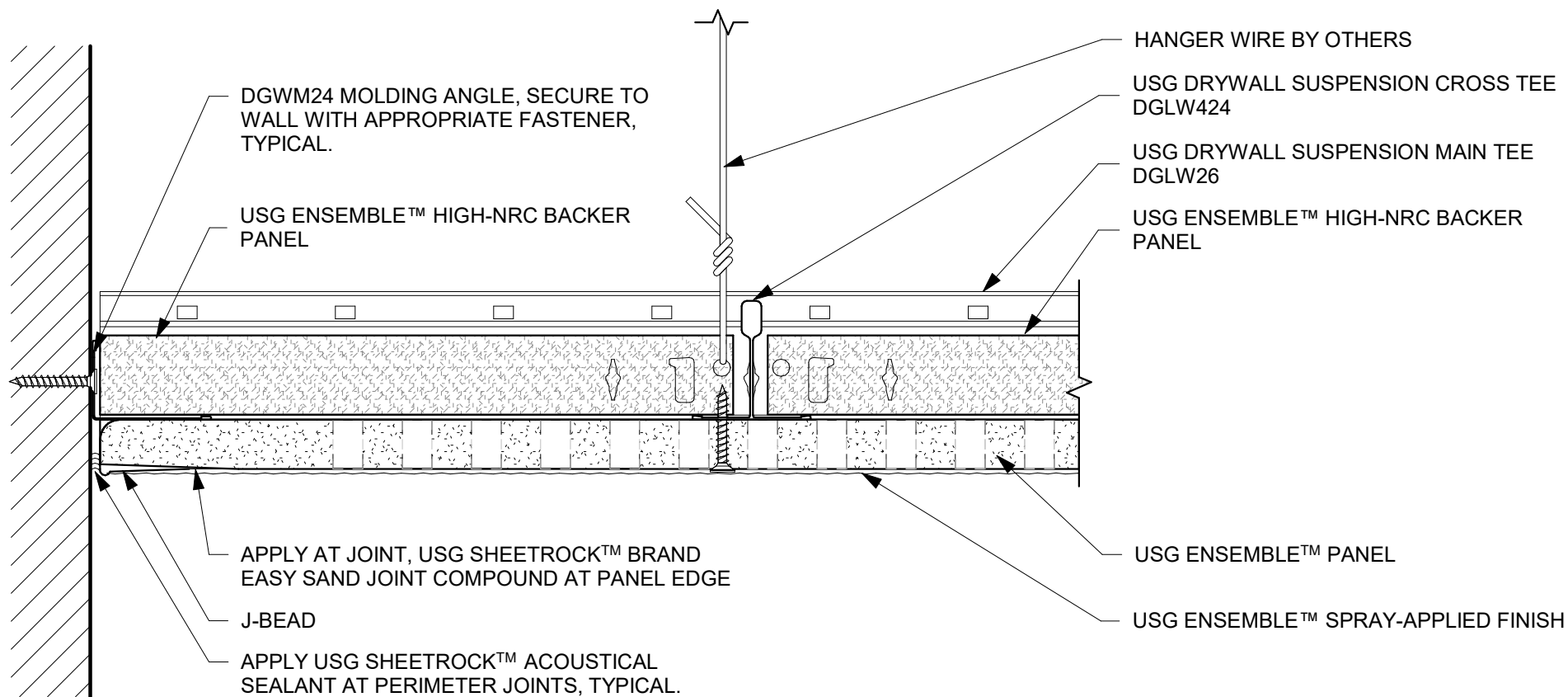
ISSUE RECORD:
 06/16/20

ISSUE: DATE:
 02 08/14/20

SHEET INFORMATION:

CD-EDS-10
 TYPICAL REVEAL JOINT

DISCLAIMER: THE USG PRODUCT DETAILS CONTAINED HEREIN ARE INTENDED FOR USE AS PRODUCT REFERENCE MATERIAL BY ARCHITECTS, ENGINEERS, OTHER DESIGN PROFESSIONALS, CONTRACTORS, BUILDING CODE OFFICIALS, OR OTHER COMPETENT CONSTRUCTION INDUSTRY TRADE PROFESSIONALS HAVING AN INTEREST IN THE SELECTION, SPECIFICATION AND USE OF PRODUCTS MANUFACTURED BY THE SUBSIDIARIES OF USG CORPORATION. THE DRAWINGS ARE INTENDED SOLELY AS TECHNICAL SUPPORT INCIDENT TO THE SALE AND USE OF USG PRODUCTS AND NOT INTENDED TO BE A SUBSTITUTE FOR THE DESIGN REVIEW AND APPROVAL OF THE LICENSED DESIGN PROFESSIONALS FOR THE PROJECT. THESE MATERIALS MAY BE PRINTED AND/OR TRANSFERRED ELECTRONICALLY SOLELY AS NEEDED BY THE USER, BECAUSE CAD/ELECTRONIC FILES AND BIM (BUILDING INFORMATION MODELING) FILES CAN BE MODIFIED BY OTHER PARTIES, WITHOUT NOTICE OR INDICATION OF SUCH MODIFICATIONS, MODIFICATION OF USG PRODUCT CAD DRAWINGS IS THE SOLE RESPONSIBILITY OF THE DESIGN PROFESSIONAL. ©2020 USG CORPORATION.



USG Corporation
 550 West Adams Street, Chicago, IL 60661
 T. 800-USG4YOU www.USG.com

USG DRYWALL SUSPENSION™ SYSTEM DETAILS WITH ENSEMBLE® ACOUSTICAL DRYWALL

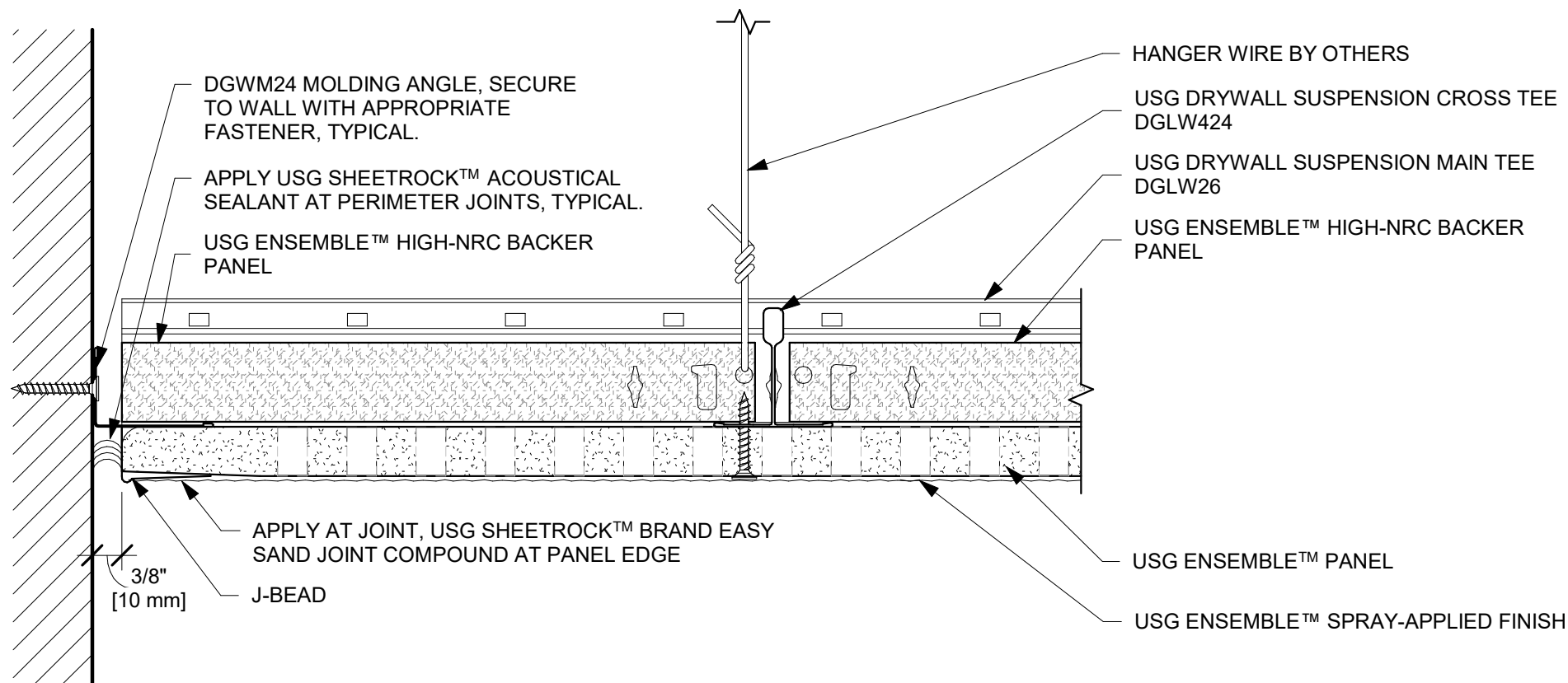
ISSUE RECORD:
 06/16/20

ISSUE: DATE:
 02 08/14/20

SHEET INFORMATION:

CD-EDS-11
PERIMETER AT MAIN TEE

DISCLAIMER: THE USG PRODUCT DETAILS CONTAINED HEREIN ARE INTENDED FOR USE AS PRODUCT REFERENCE MATERIAL BY ARCHITECTS, ENGINEERS, OTHER DESIGN PROFESSIONALS, CONTRACTORS, BUILDING CODE OFFICIALS, OR OTHER COMPETENT CONSTRUCTION INDUSTRY TRADE PROFESSIONALS HAVING AN INTEREST IN THE SELECTION, SPECIFICATION AND USE OF PRODUCTS MANUFACTURED BY THE SUBSIDIARIES OF USG CORPORATION. THE DRAWINGS ARE INTENDED SOLELY AS TECHNICAL SUPPORT INCIDENT TO THE SALE AND USE OF USG PRODUCTS AND NOT INTENDED TO BE A SUBSTITUTE FOR THE DESIGN REVIEW AND APPROVAL OF THE LICENSED DESIGN PROFESSIONALS FOR THE PROJECT. THESE MATERIALS MAY BE PRINTED AND/OR TRANSFERRED ELECTRONICALLY SOLELY AS NEEDED BY THE USER, BECAUSE CAD/ELECTRONIC FILES AND BIM (BUILDING INFORMATION MODELING) FILES CAN BE MODIFIED BY OTHER PARTIES, WITHOUT NOTICE OR INDICATION OF SUCH MODIFICATIONS, MODIFICATION OF USG PRODUCT CAD DRAWINGS IS THE SOLE RESPONSIBILITY OF THE DESIGN PROFESSIONAL. ©2020 USG CORPORATION.



USG Corporation
 550 West Adams Street, Chicago, IL 60661
 T. 800-USG4YOU www.USG.com

USG DRYWALL SUSPENSION™ SYSTEM DETAILS WITH ENSEMBLE® ACOUSTICAL DRYWALL

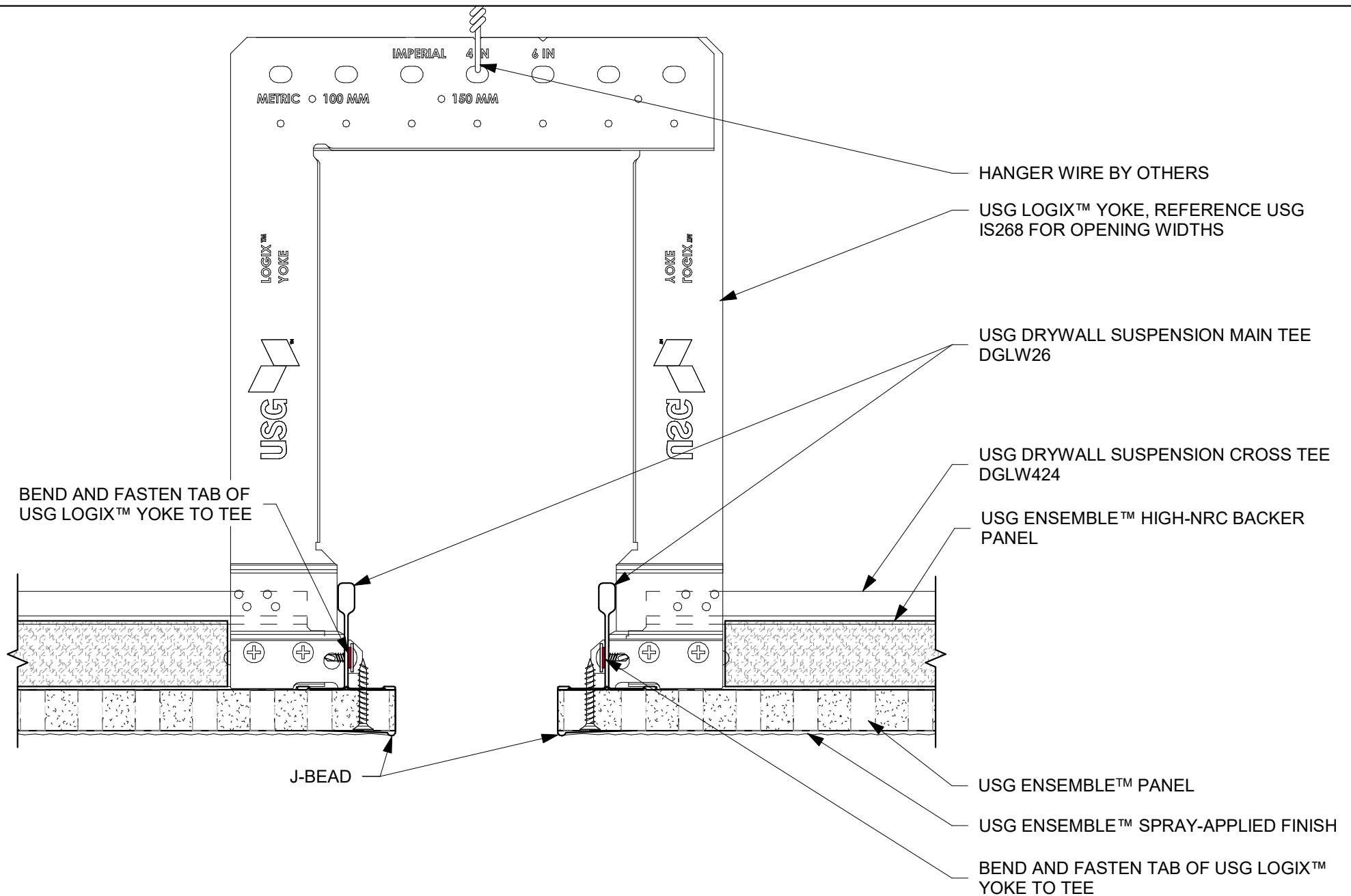
ISSUE RECORD:
 06/16/20

ISSUE: DATE:
 02 08/14/20

SHEET INFORMATION:

CD-EDS-12
MAIN TEE AT PERIMETER RELIEF

DISCLAIMER: THE USG PRODUCT DETAILS CONTAINED HEREIN ARE INTENDED FOR USE AS PRODUCT REFERENCE MATERIAL BY ARCHITECTS, ENGINEERS, OTHER DESIGN PROFESSIONALS, CONTRACTORS, BUILDING CODE OFFICIALS, OR OTHER COMPETENT CONSTRUCTION INDUSTRY TRADE PROFESSIONALS HAVING AN INTEREST IN THE SELECTION, SPECIFICATION AND USE OF PRODUCTS MANUFACTURED BY THE SUBSIDIARIES OF USG CORPORATION. THE DRAWINGS ARE INTENDED SOLELY AS TECHNICAL SUPPORT INCIDENT TO THE SALE AND USE OF USG PRODUCTS AND NOT INTENDED TO BE A SUBSTITUTE FOR THE DESIGN REVIEW AND APPROVAL OF THE LICENSED DESIGN PROFESSIONALS FOR THE PROJECT. THESE MATERIALS MAY BE PRINTED AND/OR TRANSFERRED ELECTRONICALLY SOLELY AS NEEDED BY THE USER, BECAUSE CAD/ELECTRONIC FILES AND BIM (BUILDING INFORMATION MODELING) FILES CAN BE MODIFIED BY OTHER PARTIES, WITHOUT NOTICE OR INDICATION OF SUCH MODIFICATIONS, MODIFICATION OF USG PRODUCT CAD DRAWINGS IS THE SOLE RESPONSIBILITY OF THE DESIGN PROFESSIONAL. ©2020 USG CORPORATION.



USG Corporation
 550 West Adams Street, Chicago, IL 60661
 T. 800-USG4YOU www.USG.com

USG DRYWALL SUSPENSION™ SYSTEM DETAILS WITH ENSEMBLE® ACOUSTICAL DRYWALL

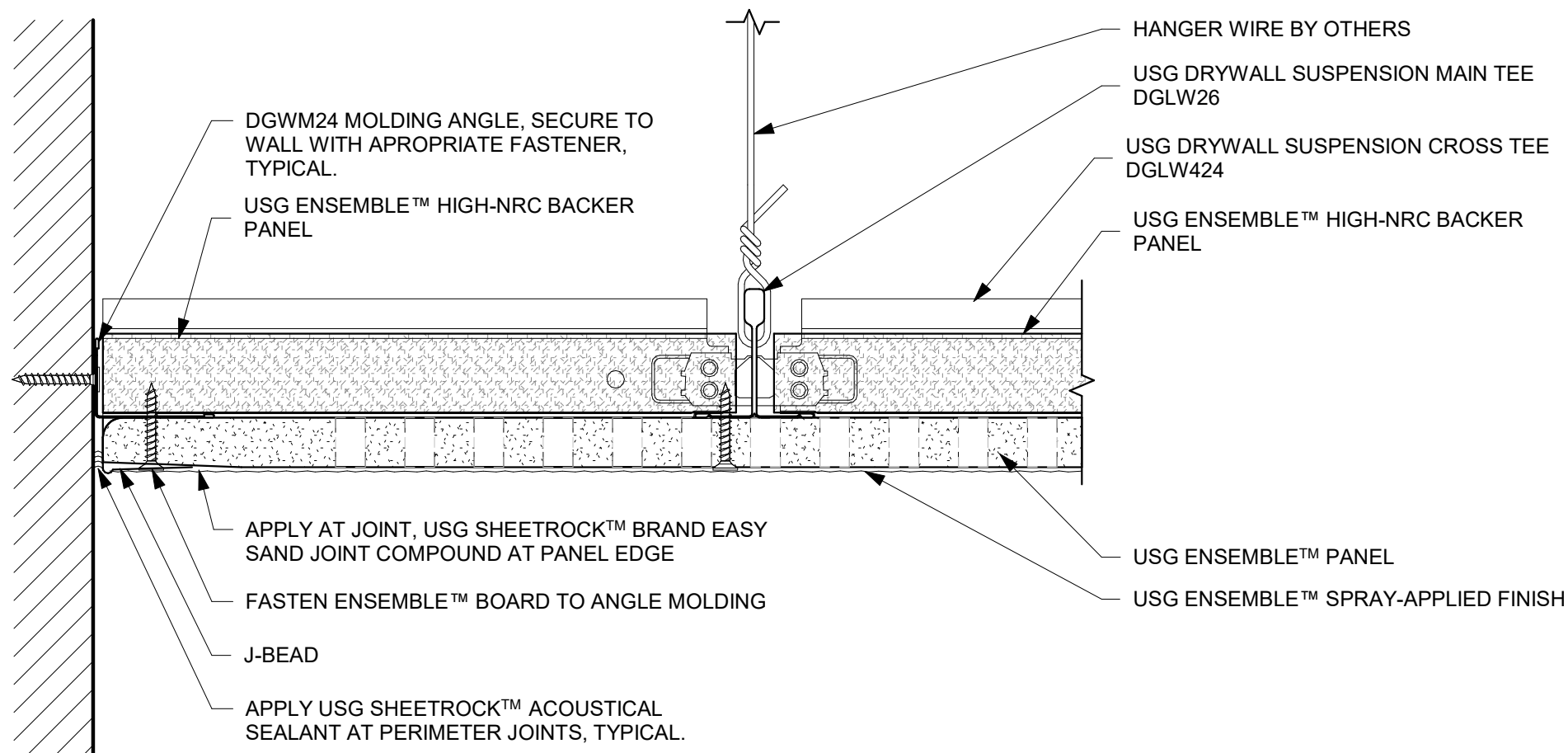
ISSUE RECORD:
 06/16/20

ISSUE: DATE:
 02 08/14/20

SHEET INFORMATION:

CD-EDS-13
 DETAIL AT LOGIX™ YOKE

DISCLAIMER: THE USG PRODUCT DETAILS CONTAINED HEREIN ARE INTENDED FOR USE AS PRODUCT REFERENCE MATERIAL BY ARCHITECTS, ENGINEERS, OTHER DESIGN PROFESSIONALS, CONTRACTORS, BUILDING CODE OFFICIALS, OR OTHER COMPETENT CONSTRUCTION INDUSTRY TRADE PROFESSIONALS HAVING AN INTEREST IN THE SELECTION, SPECIFICATION AND USE OF PRODUCTS MANUFACTURED BY THE SUBSIDIARIES OF USG CORPORATION. THE DRAWINGS ARE INTENDED SOLELY AS TECHNICAL SUPPORT INCIDENT TO THE SALE AND USE OF USG PRODUCTS AND NOT INTENDED TO BE A SUBSTITUTE FOR THE DESIGN REVIEW AND APPROVAL OF THE LICENSED DESIGN PROFESSIONALS FOR THE PROJECT. THESE MATERIALS MAY BE PRINTED AND/OR TRANSFERRED ELECTRONICALLY SOLELY AS NEEDED BY THE USER, BECAUSE CAD/ELECTRONIC FILES AND BIM (BUILDING INFORMATION MODELING) FILES CAN BE MODIFIED BY OTHER PARTIES, WITHOUT NOTICE OR INDICATION OF SUCH MODIFICATIONS, MODIFICATION OF USG PRODUCT CAD DRAWINGS IS THE SOLE RESPONSIBILITY OF THE DESIGN PROFESSIONAL. ©2020 USG CORPORATION.



USG Corporation
 550 West Adams Street, Chicago, IL 60661
 T. 800-USG4YOU www.USG.com

USG DRYWALL SUSPENSION™ SYSTEM DETAILS WITH ENSEMBLE® ACOUSTICAL DRYWALL

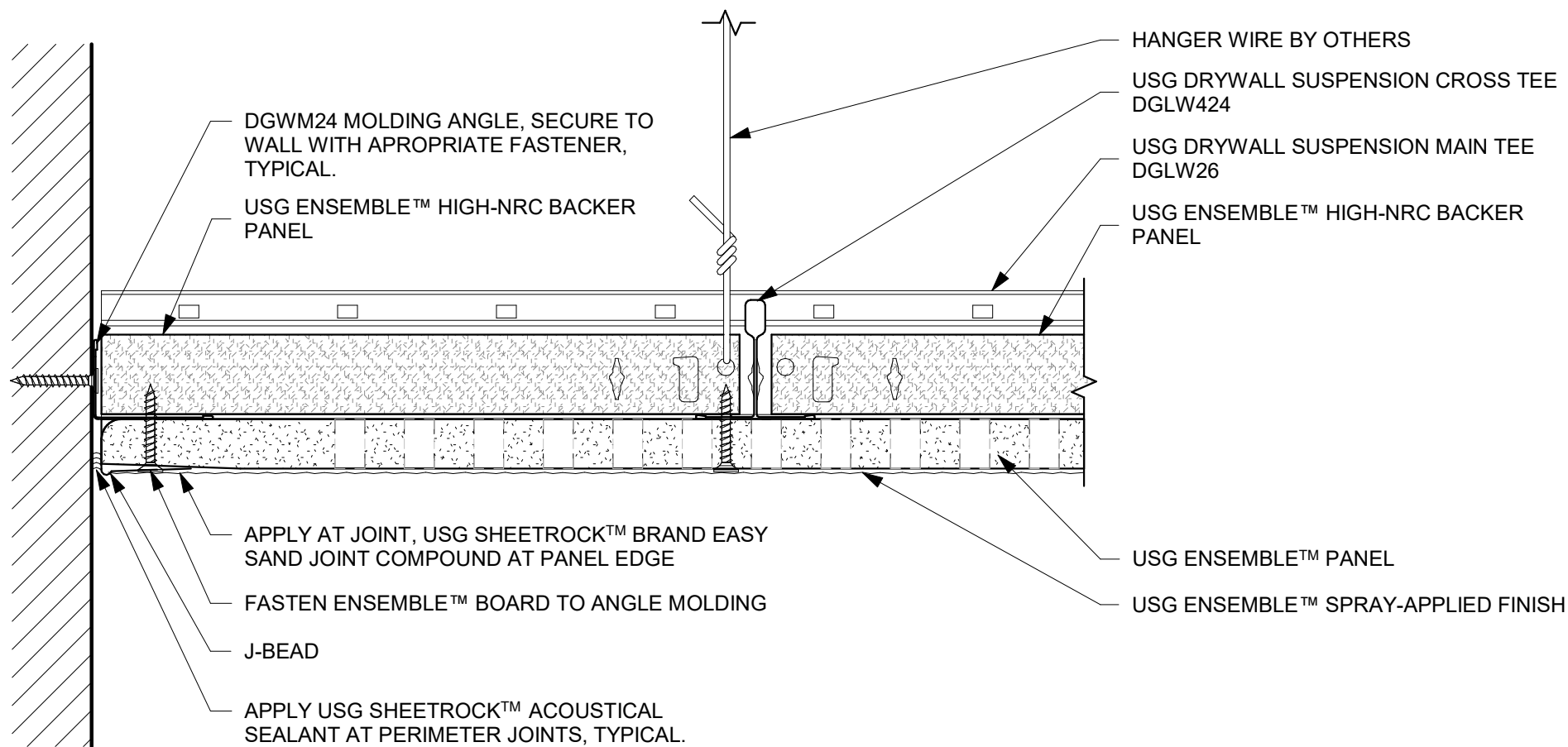
ISSUE RECORD:
 06/16/20

ISSUE: DATE:
 02 08/14/20

SHEET INFORMATION:

CD-EDS-14
PERIMETER AT CROSS TEE

DISCLAIMER: THE USG PRODUCT DETAILS CONTAINED HEREIN ARE INTENDED FOR USE AS PRODUCT REFERENCE MATERIAL BY ARCHITECTS, ENGINEERS, OTHER DESIGN PROFESSIONALS, CONTRACTORS, BUILDING CODE OFFICIALS, OR OTHER COMPETENT CONSTRUCTION INDUSTRY TRADE PROFESSIONALS HAVING AN INTEREST IN THE SELECTION, SPECIFICATION AND USE OF PRODUCTS MANUFACTURED BY THE SUBSIDIARIES OF USG CORPORATION. THE DRAWINGS ARE INTENDED SOLELY AS TECHNICAL SUPPORT INCIDENT TO THE SALE AND USE OF USG PRODUCTS AND NOT INTENDED TO BE A SUBSTITUTE FOR THE DESIGN REVIEW AND APPROVAL OF THE LICENSED DESIGN PROFESSIONALS FOR THE PROJECT. THESE MATERIALS MAY BE PRINTED AND/OR TRANSFERRED ELECTRONICALLY SOLELY AS NEEDED BY THE USER, BECAUSE CAD/ELECTRONIC FILES AND BIM (BUILDING INFORMATION MODELING) FILES CAN BE MODIFIED BY OTHER PARTIES, WITHOUT NOTICE OR INDICATION OF SUCH MODIFICATIONS, MODIFICATION OF USG PRODUCT CAD DRAWINGS IS THE SOLE RESPONSIBILITY OF THE DESIGN PROFESSIONAL. ©2020 USG CORPORATION.



USG Corporation
 550 West Adams Street, Chicago, IL 60661
 T. 800-USG4YOU www.USG.com

USG DRYWALL SUSPENSION™ SYSTEM DETAILS WITH ENSEMBLE® ACOUSTICAL DRYWALL

ISSUE RECORD:
 06/16/20

ISSUE: DATE:
 02 08/14/20

SHEET INFORMATION:
CD-EDS-15
 PERIMETER AT MAIN TEE

DISCLAIMER: THE USG PRODUCT DETAILS CONTAINED HEREIN ARE INTENDED FOR USE AS PRODUCT REFERENCE MATERIAL BY ARCHITECTS, ENGINEERS, OTHER DESIGN PROFESSIONALS, CONTRACTORS, BUILDING CODE OFFICIALS, OR OTHER COMPETENT CONSTRUCTION INDUSTRY TRADE PROFESSIONALS HAVING AN INTEREST IN THE SELECTION, SPECIFICATION AND USE OF PRODUCTS MANUFACTURED BY THE SUBSIDIARIES OF USG CORPORATION. THE DRAWINGS ARE INTENDED SOLELY AS TECHNICAL SUPPORT INCIDENT TO THE SALE AND USE OF USG PRODUCTS AND NOT INTENDED TO BE A SUBSTITUTE FOR THE DESIGN REVIEW AND APPROVAL OF THE LICENSED DESIGN PROFESSIONALS FOR THE PROJECT. THESE MATERIALS MAY BE PRINTED AND/OR TRANSFERRED ELECTRONICALLY SOLELY AS NEEDED BY THE USER, BECAUSE CAD/ELECTRONIC FILES AND BIM (BUILDING INFORMATION MODELING) FILES CAN BE MODIFIED BY OTHER PARTIES, WITHOUT NOTICE OR INDICATION OF SUCH MODIFICATIONS, MODIFICATION OF USG PRODUCT CAD DRAWINGS IS THE SOLE RESPONSIBILITY OF THE DESIGN PROFESSIONAL. ©2020 USG CORPORATION.

**NOTE: ORDER ACCESS PANEL
FLANGE THICKNESS TO WORK WITH
5/8" [15.9] THICK DRYWALL.**

USG DRYWALL SUSPENSION
MAIN TEE DGLW26

HANGER WIRE BY OTHERS

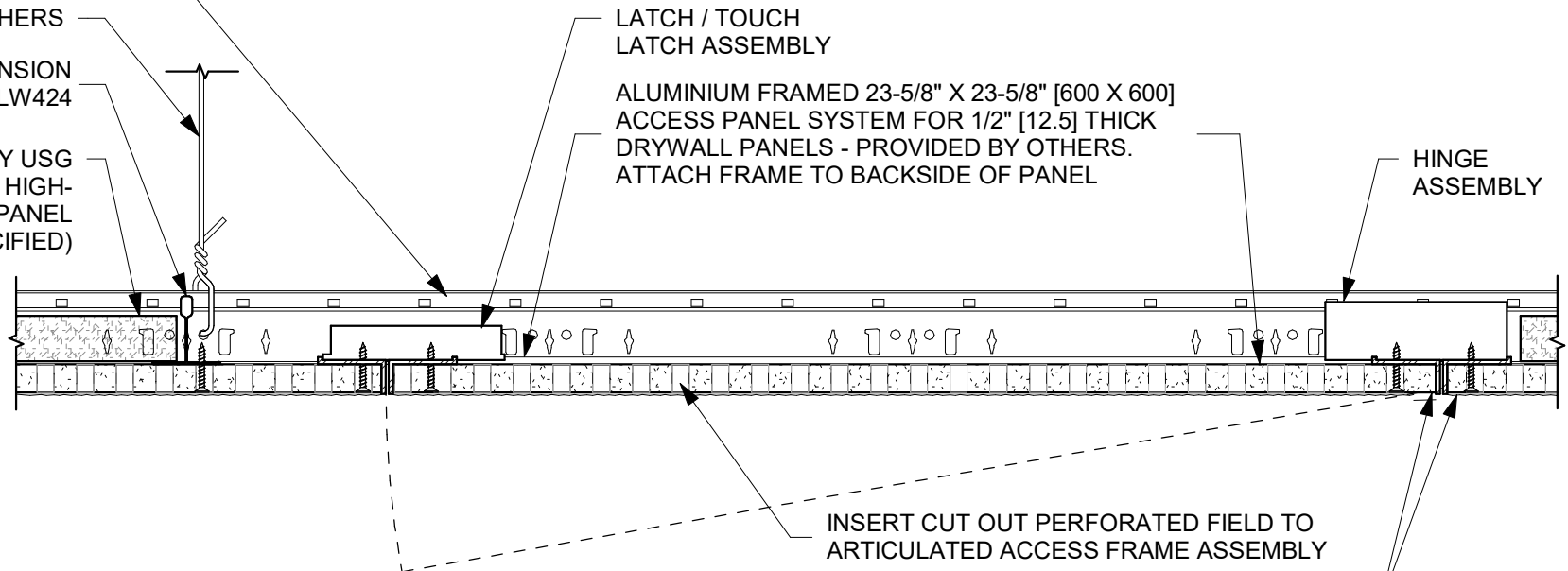
USG DRYWALL SUSPENSION
CROSS TEE DGLW424

SUPPLEMENTARY USG
ENSEMBLE™ HIGH-
NRC BACKER PANEL
(IF SPECIFIED)

LATCH / TOUCH
LATCH ASSEMBLY

ALUMINIUM FRAMED 23-5/8" X 23-5/8" [600 X 600]
ACCESS PANEL SYSTEM FOR 1/2" [12.5] THICK
DRYWALL PANELS - PROVIDED BY OTHERS.
ATTACH FRAME TO BACKSIDE OF PANEL

HINGE
ASSEMBLY



INSERT CUT OUT PERFORATED FIELD TO
ARTICULATED ACCESS FRAME ASSEMBLY

APPLY JOINT FINISH COMPOUND AT ALL PANEL
CUTS. FINISH PER INSTALLATION INSTRUCTIONS.



USG Corporation
550 West Adams Street, Chicago, IL 60661
T. 800-USG4YOU www.USG.com

USG DRYWALL SUSPENSION™ SYSTEM DETAILS

WITH ENSEMBLE® ACOUSTICAL DRYWALL

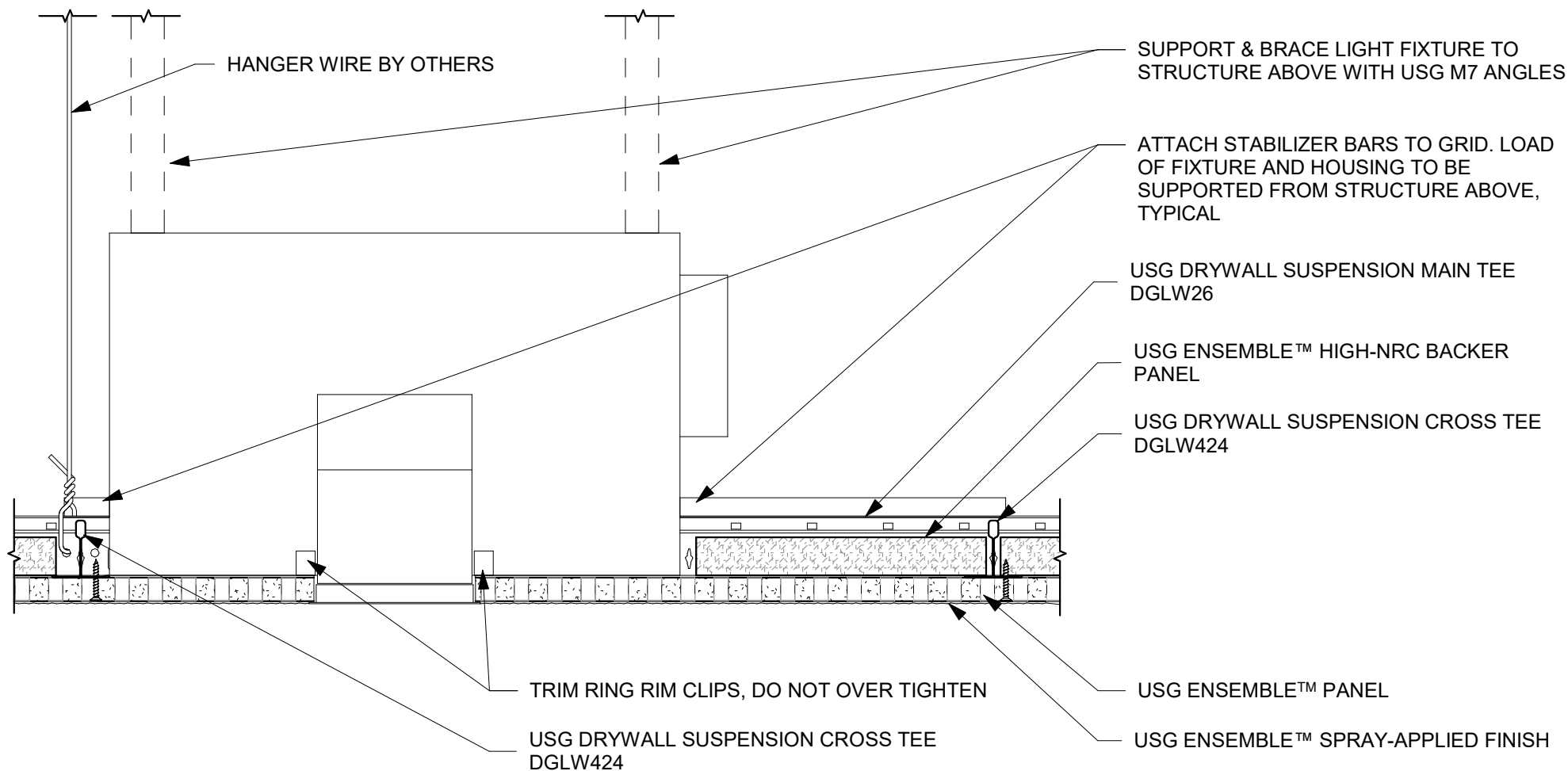
ISSUE RECORD:
06/16/20

ISSUE: DATE:
02 08/14/20

SHEET INFORMATION:

CD-EDS-16
ACCESS PANEL

DISCLAIMER: THE USG PRODUCT DETAILS CONTAINED HEREIN ARE INTENDED FOR USE AS PRODUCT REFERENCE MATERIAL BY ARCHITECTS, ENGINEERS, OTHER DESIGN PROFESSIONALS, CONTRACTORS, BUILDING CODE OFFICIALS, OR OTHER COMPETENT CONSTRUCTION INDUSTRY TRADE PROFESSIONALS HAVING AN INTEREST IN THE SELECTION, SPECIFICATION AND USE OF PRODUCTS MANUFACTURED BY THE SUBSIDIARIES OF USG CORPORATION. THE DRAWINGS ARE INTENDED SOLELY AS TECHNICAL SUPPORT INCIDENT TO THE SALE AND USE OF USG PRODUCTS AND NOT INTENDED TO BE A SUBSTITUTE FOR THE DESIGN REVIEW AND APPROVAL OF THE LICENSED DESIGN PROFESSIONALS FOR THE PROJECT. THESE MATERIALS MAY BE PRINTED AND/OR TRANSFERRED ELECTRONICALLY SOLELY AS NEEDED BY THE USER, BECAUSE CAD/ELECTRONIC FILES AND BIM (BUILDING INFORMATION MODELING) FILES CAN BE MODIFIED BY OTHER PARTIES, WITHOUT NOTICE OR INDICATION OF SUCH MODIFICATIONS, MODIFICATION OF USG PRODUCT CAD DRAWINGS IS THE SOLE RESPONSIBILITY OF THE DESIGN PROFESSIONAL. ©2020 USG CORPORATION.



USG Corporation
 550 West Adams Street, Chicago, IL 60661
 T. 800-USG4YOU www.USG.com

USG DRYWALL SUSPENSION™ SYSTEM DETAILS WITH ENSEMBLE® ACOUSTICAL DRYWALL

ISSUE RECORD:
 06/16/20

ISSUE: DATE:
 02 08/14/20

SHEET INFORMATION:

CD-EDS-17
 LED DOWNLIGHT WITH IC HOUSING

DISCLAIMER: THE USG PRODUCT DETAILS CONTAINED HEREIN ARE INTENDED FOR USE AS PRODUCT REFERENCE MATERIAL BY ARCHITECTS, ENGINEERS, OTHER DESIGN PROFESSIONALS, CONTRACTORS, BUILDING CODE OFFICIALS, OR OTHER COMPETENT CONSTRUCTION INDUSTRY TRADE PROFESSIONALS HAVING AN INTEREST IN THE SELECTION, SPECIFICATION AND USE OF PRODUCTS MANUFACTURED BY THE SUBSIDIARIES OF USG CORPORATION. THE DRAWINGS ARE INTENDED SOLELY AS TECHNICAL SUPPORT INCIDENT TO THE SALE AND USE OF USG PRODUCTS AND NOT INTENDED TO BE A SUBSTITUTE FOR THE DESIGN REVIEW AND APPROVAL OF THE LICENSED DESIGN PROFESSIONALS FOR THE PROJECT. THESE MATERIALS MAY BE PRINTED AND/OR TRANSFERRED ELECTRONICALLY SOLELY AS NEEDED BY THE USER, BECAUSE CAD/ELECTRONIC FILES AND BIM (BUILDING INFORMATION MODELING) FILES CAN BE MODIFIED BY OTHER PARTIES, WITHOUT NOTICE OR INDICATION OF SUCH MODIFICATIONS, MODIFICATION OF USG PRODUCT CAD DRAWINGS IS THE SOLE RESPONSIBILITY OF THE DESIGN PROFESSIONAL. ©2020 USG CORPORATION.