

NON-SEISMIC - PANEL AND GRID SECTION THROUGH MAIN TEE
NO SISMICO - SECCION DE PANEL Y ESTRUCTURA A TRAVES DEL PERFIL PRINCIPAL



United States Gypsum Company
 550 West Adams Street
 Chicago, IL 60661 USA

USG BASIC GRID DETAILS (NON SEISMIC)
DETALLES BASICOS DEL SISTEMA DE SUSPENSION (SIN RESISTENCIA SISMICA)

DISCLAIMER: THE USG PRODUCT DETAILS CONTAINED HEREIN ARE INTENDED FOR USE AS PRODUCT REFERENCE MATERIAL BY ARCHITECTS, ENGINEERS, OTHER DESIGN PROFESSIONALS, CONTRACTORS, BUILDING CODE OFFICIALS, OR OTHER COMPETENT CONSTRUCTION INDUSTRY TRADE PROFESSIONALS HAVING AN INTEREST IN THE SELECTION, SPECIFICATION AND USE OF PRODUCTS MANUFACTURED BY THE SUBSIDIARIES OF USG CORPORATION. THE DRAWINGS ARE INTENDED SOLELY AS TECHNICAL SUPPORT INCIDENT TO THE SALE AND USE OF USG PRODUCTS AND NOT INTENDED TO BE A SUBSTITUTE FOR THE DESIGN REVIEW AND APPROVAL OF THE LICENSED DESIGN PROFESSIONALS FOR THE PROJECT. THESE MATERIALS MAY BE PRINTED AND/OR TRANSFERRED ELECTRONICALLY SOLELY AS NEEDED BY THE USER, BECAUSE CAD/ELECTRONIC FILES AND BIM/BUILDING INFORMATION MODELING FILES CAN BE MODIFIED BY OTHER PARTIES, WITHOUT NOTICE OR INDICATION OF SUCH MODIFICATIONS. MODIFICATION OF USG PRODUCT CAD AND BIM DRAWINGS IS THE SOLE RESPONSIBILITY OF THE DESIGN PROFESSIONAL. ©2023 USG

ISSUE RECORD:

06/30/2025

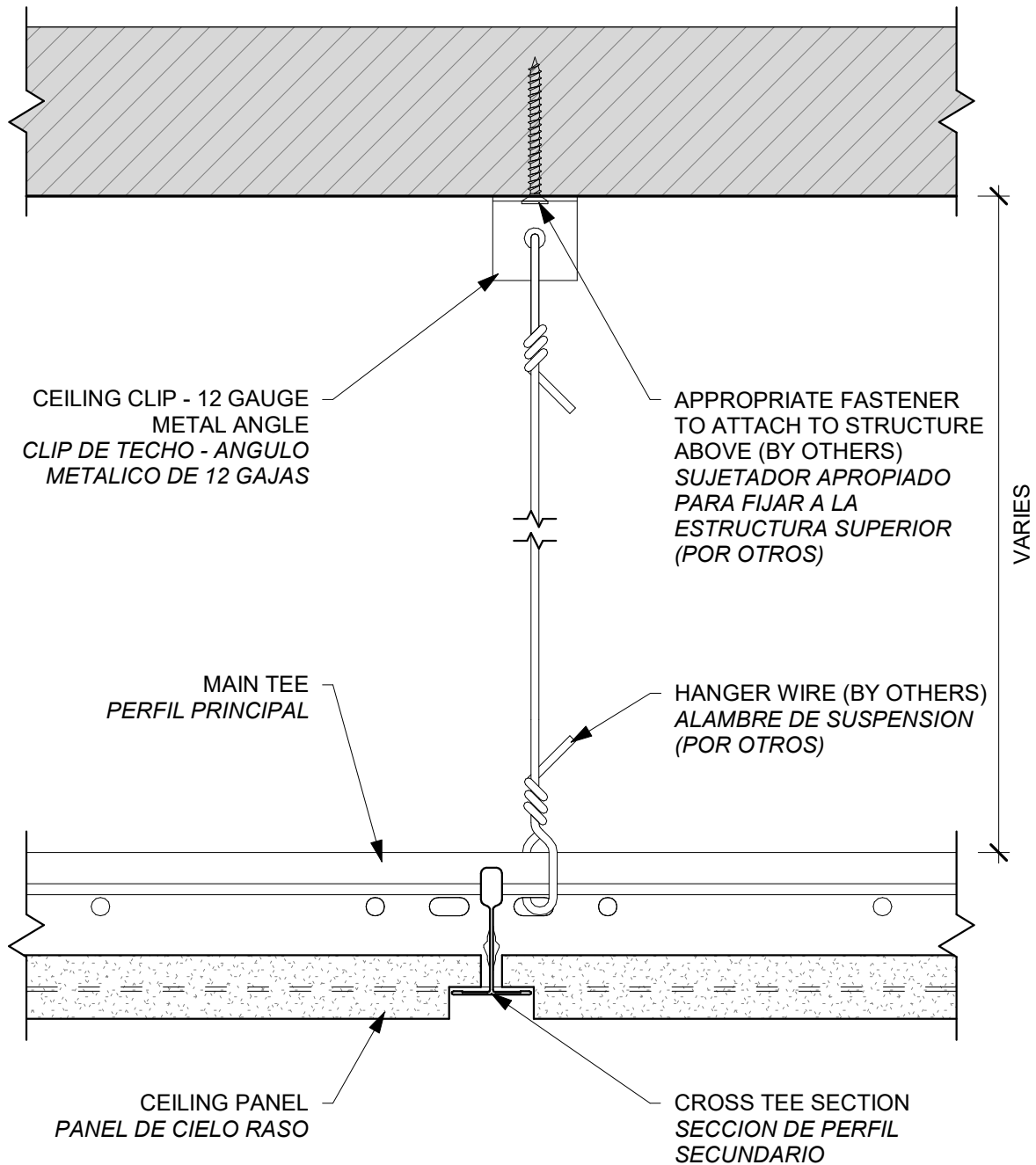
REV: DATE:

SCALE: 6" = 1'-0"

SHEET INFORMATION:

DX / DXL GRID - SL
 EDGE - NON SEISMIC

DX-10



NON-SEISMIC - PANEL AND GRID SECTION THROUGH CROSS TEE
NO SISMICO - SECCION DE PANEL Y ESTRUCTURA A TRAVES DEL PERFIL PRINCIPAL



United States Gypsum Company
 550 West Adams Street
 Chicago, IL 60661 USA

USG BASIC GRID DETAILS (NON SEISMIC)
DETALLES BASICOS DEL SISTEMA DE SUSPENSION (SIN RESISTENCIA SISMICA)

DISCLAIMER: THE USG PRODUCT DETAILS CONTAINED HEREIN ARE INTENDED FOR USE AS PRODUCT REFERENCE MATERIAL BY ARCHITECTS, ENGINEERS, OTHER DESIGN PROFESSIONALS, CONTRACTORS, BUILDING CODE OFFICIALS, OR OTHER COMPETENT CONSTRUCTION INDUSTRY TRADE PROFESSIONALS HAVING AN INTEREST IN THE SELECTION, SPECIFICATION AND USE OF PRODUCTS MANUFACTURED BY THE SUBSIDIARIES OF USG CORPORATION. THE DRAWINGS ARE INTENDED SOLELY AS TECHNICAL SUPPORT INCIDENT TO THE SALE AND USE OF USG PRODUCTS AND NOT INTENDED TO BE A SUBSTITUTE FOR THE DESIGN REVIEW AND APPROVAL OF THE LICENSED DESIGN PROFESSIONALS FOR THE PROJECT. THESE MATERIALS MAY BE PRINTED AND/OR TRANSFERRED ELECTRONICALLY SOLELY AS NEEDED BY THE USER, BECAUSE CAD/ELECTRONIC FILES AND BIM (BUILDING INFORMATION MODELING) FILES CAN BE MODIFIED BY OTHER PARTIES, WITHOUT NOTICE OR INDICATION OF SUCH MODIFICATIONS. MODIFICATION OF USG PRODUCT CAD AND BIM DRAWINGS IS THE SOLE RESPONSIBILITY OF THE DESIGN PROFESSIONAL. ©2023 USG

ISSUE RECORD:

06/30/2025

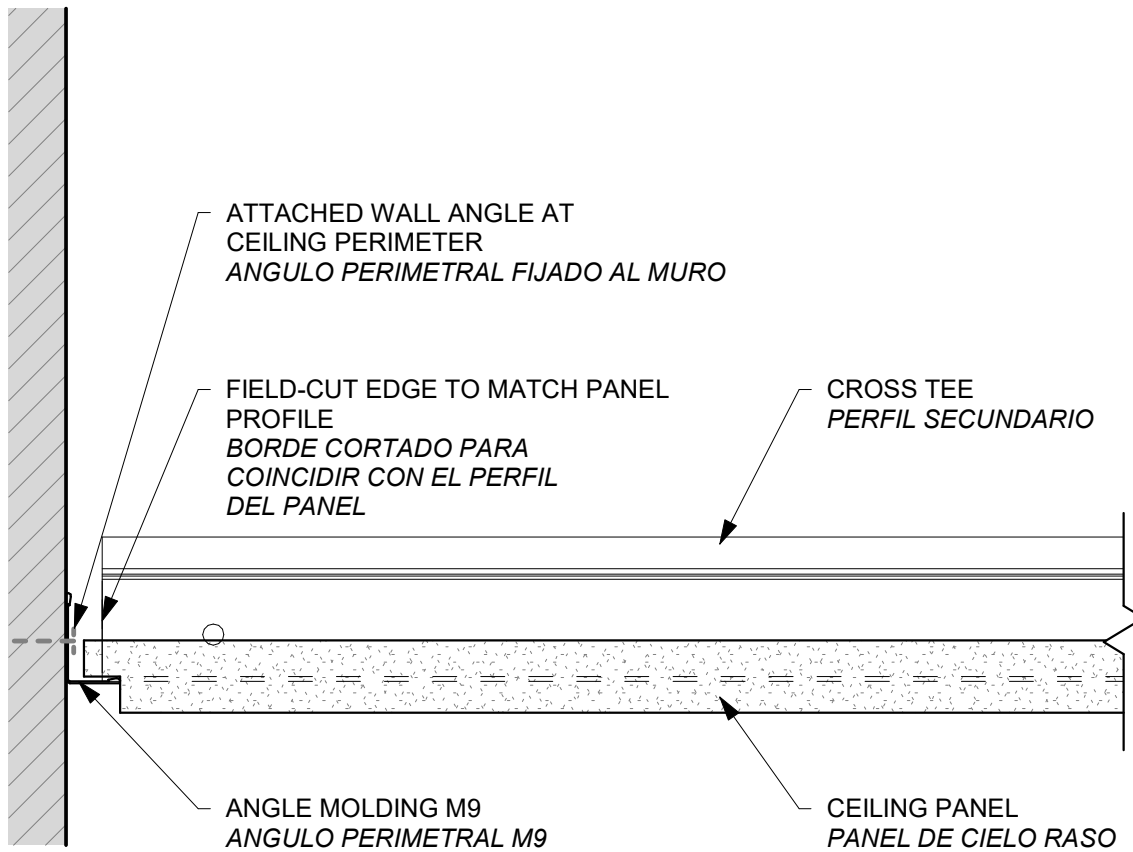
REV: DATE:

SCALE: 6" = 1'-0"

SHEET INFORMATION:

DX / DXL GRID - SL
 EDGE - NON SEISMIC

DX-11



NON-SEISMIC - FULL CEILING TILE AND GRID WITH WALL ANGLE
NO SISMICO - PANEL DE CIELORRASO COMPLETO Y ESTRUCTURA CON PERFIL
ANGULAR DE MURO



United States Gypsum Company
 550 West Adams Street
 Chicago, IL 60661 USA

USG BASIC GRID DETAILS (NON SEISMIC)
DETALLES BASICOS DEL SISTEMA DE SUSPENSION (SIN
RESISTENCIA SISMICA)

DISCLAIMER: THE USG PRODUCT DETAILS CONTAINED HEREIN ARE INTENDED FOR USE AS PRODUCT REFERENCE MATERIAL BY ARCHITECTS, ENGINEERS, OTHER DESIGN PROFESSIONALS, CONTRACTORS, BUILDING CODE OFFICIALS, OR OTHER COMPETENT CONSTRUCTION INDUSTRY TRADE PROFESSIONALS HAVING AN INTEREST IN THE SELECTION, SPECIFICATION AND USE OF PRODUCTS MANUFACTURED BY THE SUBSIDIARIES OF USG CORPORATION. THE DRAWINGS ARE INTENDED SOLELY AS TECHNICAL SUPPORT INCIDENT TO THE SALE AND USE OF USG PRODUCTS AND NOT INTENDED TO BE A SUBSTITUTE FOR THE DESIGN REVIEW AND APPROVAL OF THE LICENSED DESIGN PROFESSIONALS FOR THE PROJECT. THESE MATERIALS MAY BE PRINTED AND/OR TRANSFERRED ELECTRONICALLY SOLELY AS NEEDED BY THE USER, BECAUSE CAD/ELECTRONIC FILES AND BIM (BUILDING INFORMATION MODELING) FILES CAN BE MODIFIED BY OTHER PARTIES, WITHOUT NOTICE OR INDICATION OF SUCH MODIFICATIONS. MODIFICATION OF USG PRODUCT CAD AND BIM DRAWINGS IS THE SOLE RESPONSIBILITY OF THE DESIGN PROFESSIONAL. ©2023 USG

ISSUE RECORD:

06/30/2025

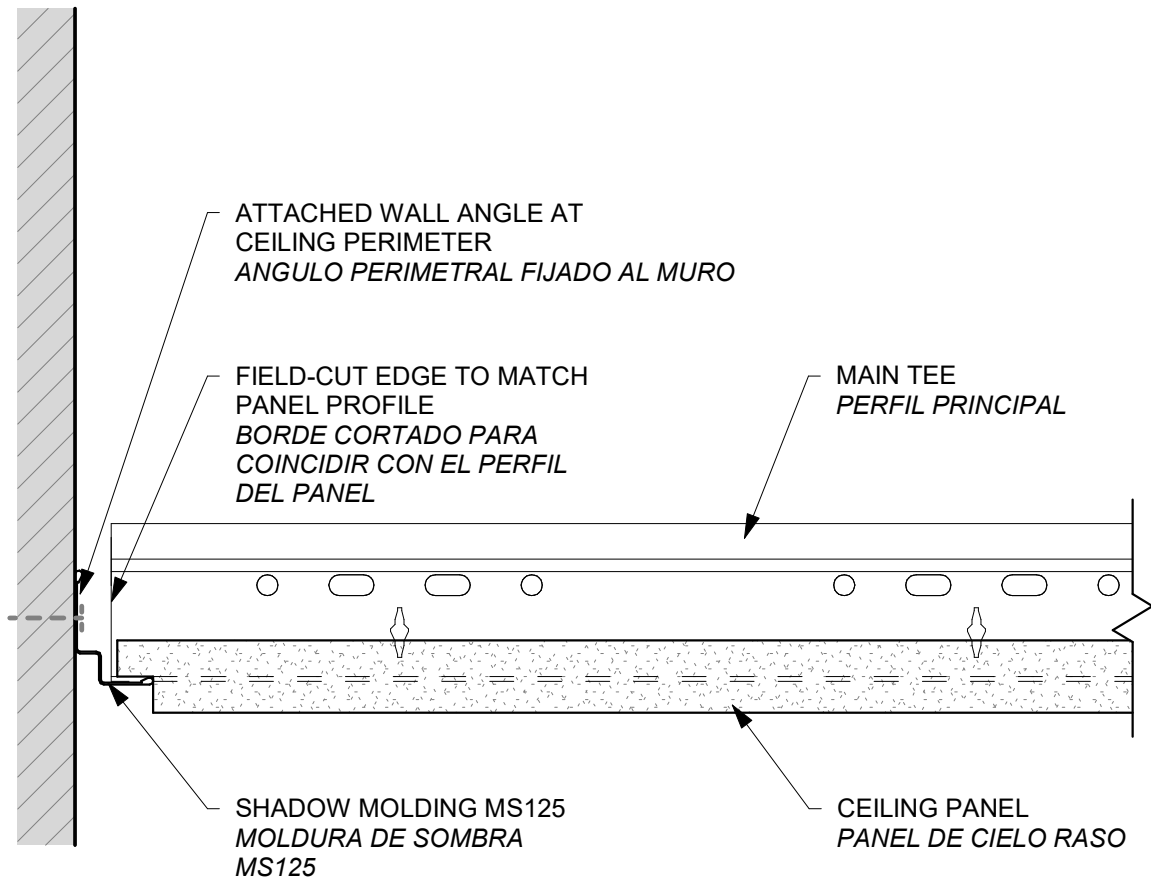
REV: DATE:

SCALE: 6" = 1'-0"

SHEET INFORMATION:

DX / DXL GRID - SL
 EDGE - NON SEISMIC

DX-12



NON-SEISMIC - FULL CEILING TILE AND GRID WITH SHADOWLINE ANGLE
NO SISMICO - PANEL DE CIELORRASO COMPLETO Y ESTRUCTURA CON PERFIL ANGULAR SHADOWLINE



United States Gypsum Company
 550 West Adams Street
 Chicago, IL 60661 USA

USG BASIC GRID DETAILS (NON SEISMIC)
 DETALLES BASICOS DEL SISTEMA DE SUSPENSION (SIN RESISTENCIA SISMICA)

DISCLAIMER: THE USG PRODUCT DETAILS CONTAINED HEREIN ARE INTENDED FOR USE AS PRODUCT REFERENCE MATERIAL BY ARCHITECTS, ENGINEERS, OTHER DESIGN PROFESSIONALS, CONTRACTORS, BUILDING CODE OFFICIALS, OR OTHER COMPETENT CONSTRUCTION INDUSTRY TRADE PROFESSIONALS HAVING AN INTEREST IN THE SELECTION, SPECIFICATION AND USE OF PRODUCTS MANUFACTURED BY THE SUBSIDIARIES OF USG CORPORATION. THE DRAWINGS ARE INTENDED SOLELY AS TECHNICAL SUPPORT INCIDENT TO THE SALE AND USE OF USG PRODUCTS AND NOT INTENDED TO BE A SUBSTITUTE FOR THE DESIGN REVIEW AND APPROVAL OF THE LICENSED DESIGN PROFESSIONALS FOR THE PROJECT. THESE MATERIALS MAY BE PRINTED AND/OR TRANSFERRED ELECTRONICALLY SOLELY AS NEEDED BY THE USER, BECAUSE CAD/ELECTRONIC FILES AND BIM (BUILDING INFORMATION MODELING) FILES CAN BE MODIFIED BY OTHER PARTIES, WITHOUT NOTICE OR INDICATION OF SUCH MODIFICATIONS. MODIFICATION OF USG PRODUCT CAD AND BIM DRAWINGS IS THE SOLE RESPONSIBILITY OF THE DESIGN PROFESSIONAL. ©2023 USG

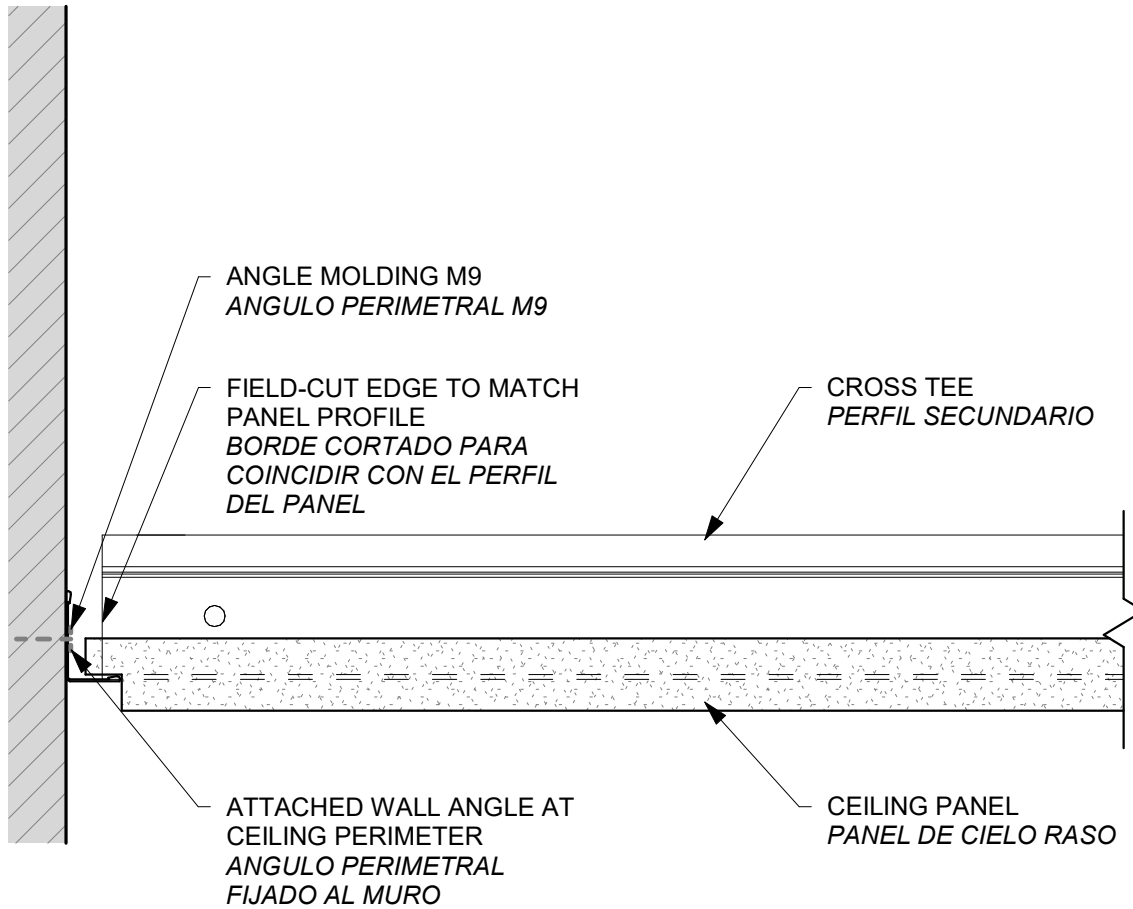
ISSUE RECORD:
 06/30/2025

REV: DATE:

SCALE: 6" = 1'-0"

SHEET INFORMATION:
 DX / DXL GRID - SL
 EDGE - NON SEISMIC

DX-13



NON-SEISMIC - FIELD CUT CEILING TILE AND GRID WITH WALL ANGLE
NO SISMICO - PANEL DE CIELORRASO CORTADO EN OBRA Y ESTRUC. CON
PERFIL ANG. DE MURO



United States Gypsum Company
 550 West Adams Street
 Chicago, IL 60661 USA

USG BASIC GRID DETAILS (NON SEISMIC)
 DETALLES BASICOS DEL SISTEMA DE SUSPENSION (SIN
 RESISTENCIA SISMICA)

DISCLAIMER: THE USG PRODUCT DETAILS CONTAINED HEREIN ARE INTENDED FOR USE AS PRODUCT REFERENCE MATERIAL BY ARCHITECTS, ENGINEERS, OTHER DESIGN PROFESSIONALS, CONTRACTORS, BUILDING CODE OFFICIALS, OR OTHER COMPETENT CONSTRUCTION INDUSTRY TRADE PROFESSIONALS HAVING AN INTEREST IN THE SELECTION, SPECIFICATION AND USE OF PRODUCTS MANUFACTURED BY THE SUBSIDIARIES OF USG CORPORATION. THE DRAWINGS ARE INTENDED SOLELY AS TECHNICAL SUPPORT INCIDENT TO THE SALE AND USE OF USG PRODUCTS AND NOT INTENDED TO BE A SUBSTITUTE FOR THE DESIGN REVIEW AND APPROVAL OF THE LICENSED DESIGN PROFESSIONALS FOR THE PROJECT. THESE MATERIALS MAY BE PRINTED AND/OR TRANSFERRED ELECTRONICALLY SOLELY AS NEEDED BY THE USER, BECAUSE CAD/ELECTRONIC FILES AND BIM (BUILDING INFORMATION MODELING) FILES CAN BE MODIFIED BY OTHER PARTIES, WITHOUT NOTICE OR INDICATION OF SUCH MODIFICATIONS. MODIFICATION OF USG PRODUCT CAD AND BIM DRAWINGS IS THE SOLE RESPONSIBILITY OF THE DESIGN PROFESSIONAL. ©2023 USG

ISSUE RECORD:

06/30/2025

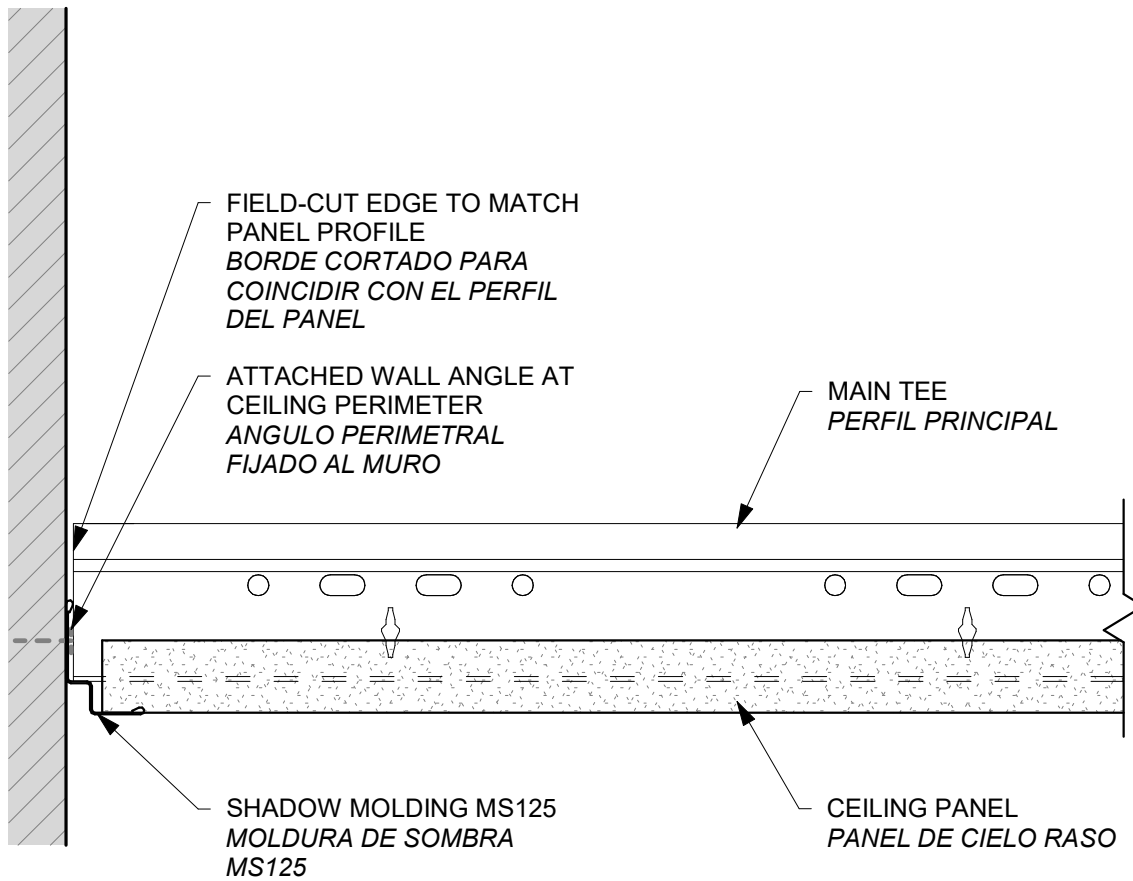
REV: DATE:

SCALE: 6" = 1'-0"

SHEET INFORMATION:

DX / DXL GRID - SL
 EDGE - NON SEISMIC

DX-14



NON-SEISMIC - FIELD CUT CEILING TILE AND GRID WITH SHADOWLINE ANGLE
NO SISMICO - PANEL DE CIELORRASO CORTADO EN OBRA Y ESTRUCTURA CON
PERFIL ANGULAR SHADOWLINE



United States Gypsum Company
 550 West Adams Street
 Chicago, IL 60661 USA

USG BASIC GRID DETAILS (NON SEISMIC)
DETALLES BASICOS DEL SISTEMA DE SUSPENSION (SIN
RESISTENCIA SISMICA)

DISCLAIMER: THE USG PRODUCT DETAILS CONTAINED HEREIN ARE INTENDED FOR USE AS PRODUCT REFERENCE MATERIAL BY ARCHITECTS, ENGINEERS, OTHER DESIGN PROFESSIONALS, CONTRACTORS, BUILDING CODE OFFICIALS, OR OTHER COMPETENT CONSTRUCTION INDUSTRY TRADE PROFESSIONALS HAVING AN INTEREST IN THE SELECTION, SPECIFICATION AND USE OF PRODUCTS MANUFACTURED BY THE SUBSIDIARIES OF USG CORPORATION. THE DRAWINGS ARE INTENDED SOLELY AS TECHNICAL SUPPORT INCIDENT TO THE SALE AND USE OF USG PRODUCTS AND NOT INTENDED TO BE A SUBSTITUTE FOR THE DESIGN REVIEW AND APPROVAL OF THE LICENSED DESIGN PROFESSIONALS FOR THE PROJECT. THESE MATERIALS MAY BE PRINTED AND/OR TRANSFERRED ELECTRONICALLY SOLELY AS NEEDED BY THE USER, BECAUSE CAD/ELECTRONIC FILES AND BIM (BUILDING INFORMATION MODELING) FILES CAN BE MODIFIED BY OTHER PARTIES, WITHOUT NOTICE OR INDICATION OF SUCH MODIFICATIONS. MODIFICATION OF USG PRODUCT CAD AND BIM DRAWINGS IS THE SOLE RESPONSIBILITY OF THE DESIGN PROFESSIONAL. ©2023 USG

ISSUE RECORD:

06/30/2025

REV: DATE:

SCALE: 6" = 1'-0"

SHEET INFORMATION:

DX / DXL GRID - SL
 EDGE - NON SEISMIC

DX-15