

Sheet Number	Sheet Name	Sheet Issue Date
G-00	Planx Universal	05/17/24
PLXU-DB-DTL 01	DEEP BOX PANELS - SECTION THRU CROSS TEE	05/17/24
PLXU-DB-DTL 02	DEEP BOX - SECTION THRU MAIN TEE	05/17/24
PLXU-DB-DTL 03	DEEP BOX PANELS - PERIMETER DETAIL @ CROSS TEE	05/17/24
PLXU-DB-DTL 04	DEEP BOX PANELS - PERIMETER DETAIL @ MAIN TEE	05/17/24
PLXU-DB-DTL 05	DEEP BOX PANELS - TYP. DETAIL @ SPRINKLER	05/17/24
PLXU-DB-DTL 06	DEEP BOX PANELS - TYP. DETAIL @ LINEAR LIGHT	05/17/24
PLXU-DB-DTL 07	DEEP BOX PANELS - TYP. DETAIL @ LINEAR LIGHT	05/17/24
PLXU-IR-DTL 01	INTEGRAL REVEAL - SECTION THRU CROSS TEE	05/17/24
PLXU-IR-DTL 02	INTEGRAL REVEAL - SECTION THRU MAIN TEE	05/17/24
PLXU-IR-DTL 03	INTEGRAL REVEAL - PERIMETER DETAIL @ CROSS TEE	05/17/24
PLXU-IR-DTL 04	INTEGRAL REVEAL - PERIMETER DETAIL @ MAIN TEE	05/17/24
PLXU-IR-DTL 05	INTEGRAL REVEAL - COMPASSO STD DETAIL @ CROSS TEE	05/17/24
PLXU-IR-DTL 06	INTEGRAL REVEAL - COMPASSO STD DETAIL @ MAIN TEE	05/17/24
PLXU-IR-DTL 07	INTEGRAL REVEAL - COMPASSO STD DETAIL @ MAIN TEE	05/17/24
PLXU-IR-DTL 08	INTEGRAL REVEAL - TYP. DETAIL @ SPRINKLER	05/17/24
PLXU-IR-DTL 09	INTEGRAL REVEAL - TYP. DETAIL @ LINEAR LIGHT	05/17/24
PLXU-IR-DTL 10	INTEGRAL REVEAL - TYP. DETAIL @ LINEAR LIGHT	05/17/24
PLXU-IR-DTL 11	INTEGRAL REVEAL - EXTERIOR - 1- SECTION THRU CROSS TEE	05/17/24
PLXU-IR-DTL 12	INTEGRAL REVEAL - EXTERIOR - 2- SECTION THRU MAIN TEE	05/17/24
PLXU-IR-DTL 13	INTEGRAL REVEAL - EXTERIOR -3- PERIMETER DETAIL @ CROSS TEE	05/17/24
PLXU-IR-DTL 14	INTEGRAL REVEAL - EXTERIOR - 4- PERIMETER DETAIL @ MAIN TEE	05/17/24
PLXU-NR-DTL 01	NO REVEAL - SECTION THRU CROSS TEE	05/17/24
PLXU-NR-DTL 02	NO REVEAL - SECTION THRU MAIN TEE	05/17/24
PLXU-NR-DTL 03	NO REVEAL - PERIMETER DETAIL @ CROSS TEE	05/17/24
PLXU-NR-DTL 04	NO REVEAL - PERIMETER DETAIL @ MAIN TEE	05/17/24
PLXU-NR-DTL 05	NO REVEAL - COMPASSO STD DETAIL @ CROSS TEE	05/17/24
PLXU-NR-DTL 06	NO REVEAL - COMPASSO STD DETAIL @ MAIN TEE	05/17/24
PLXU-NR-DTL 07	NO REVEAL - COMPASSO STD DETAIL @ MAIN TEE	05/17/24
PLXU-NR-DTL 08	NO REVEAL - TYP. DETAIL @ SPRINKLER	05/17/24
PLXU-NR-DTL 09	NO REVEAL - TYP. DETAIL @ LINEAR LIGHT	05/17/24
PLXU-NR-DTL 10	NO REVEAL - TYP. DETAIL @ LINEAR LIGHT	05/17/24
PLXU-NR-DTL 11	NO REVEAL - EXTERIOR - 1- SECTION THRU CROSS TEE	05/17/24
PLXU-NR-DTL 12	NO REVEAL - EXTERIOR - 2- SECTION THRU MAIN TEE	05/17/24
PLXU-NR-DTL 13	NO REVEAL - EXTERIOR -3- PERIMETER DETAIL @ CROSS TEE	05/17/24
PLXU-NR-DTL 14	NO REVEAL - EXTERIOR - 4- PERIMETER DETAIL @ MAIN TEE	05/17/24
PLXU-OR-DTL 01	OPTIONAL REVEAL - SECTION THRU CROSS TEE	05/17/24
PLXU-OR-DTL 02	OPTIONAL REVEAL - SECTION THRU MAIN TEE	05/17/24
PLXU-OR-DTL 03	OPTIONAL REVEAL - PERIMETER DETAIL @ CROSS TEE	05/17/24
PLXU-OR-DTL 04	OPTIONAL REVEAL - PERIMETER DETAIL @ MAIN TEE	05/17/24
PLXU-OR-DTL 05	OPTIONAL REVEAL - COMPASSO STD DETAIL @ CROSS TEE	05/17/24
PLXU-OR-DTL 06	OPTIONAL REVEAL - COMPASSO STD DETAIL @ MAIN TEE	05/17/24
PLXU-OR-DTL 07	OPTIONAL REVEAL - COMPASSO STD DETAIL @ MAIN TEE	05/17/24
PLXU-OR-DTL 08	OPTIONAL REVEAL - TYP. DETAIL @ SPRINKLER	05/17/24
PLXU-OR-DTL 09	OPTIONAL REVEAL - TYP. DETAIL @ LINEAR LIGHT	05/17/24
PLXU-OR-DTL 10	OPTIONAL REVEAL - TYP. DETAIL @ LINEAR LIGHT	05/17/24
PLXU-OR-DTL 11	OPTIONAL REVEAL - EXTERIOR - 1- SECTION THRU CROSS TEE	05/17/24
PLXU-OR-DTL 12	OPTIONAL REVEAL - EXTERIOR - 2- SECTION THRU MAIN TEE	05/17/24
PLXU-OR-DTL 13	OPTIONAL REVEAL - EXTERIOR - 3- PERIMETER DETAIL @ CROSS TEE	05/17/24
PLXU-OR-DTL 14	OPTIONAL REVEAL - EXTERIOR - 4- PERIMETER DETAIL @ MAIN TEE	05/17/24



USG Corporation
550 West Adams Street, Chicago, IL 60661
T. 800-USG4YOU www.USG.com

CEILINGS PLUS® PLANX™ UNIVERSAL SYSTEM DETAILS

ISSUE RECORD:

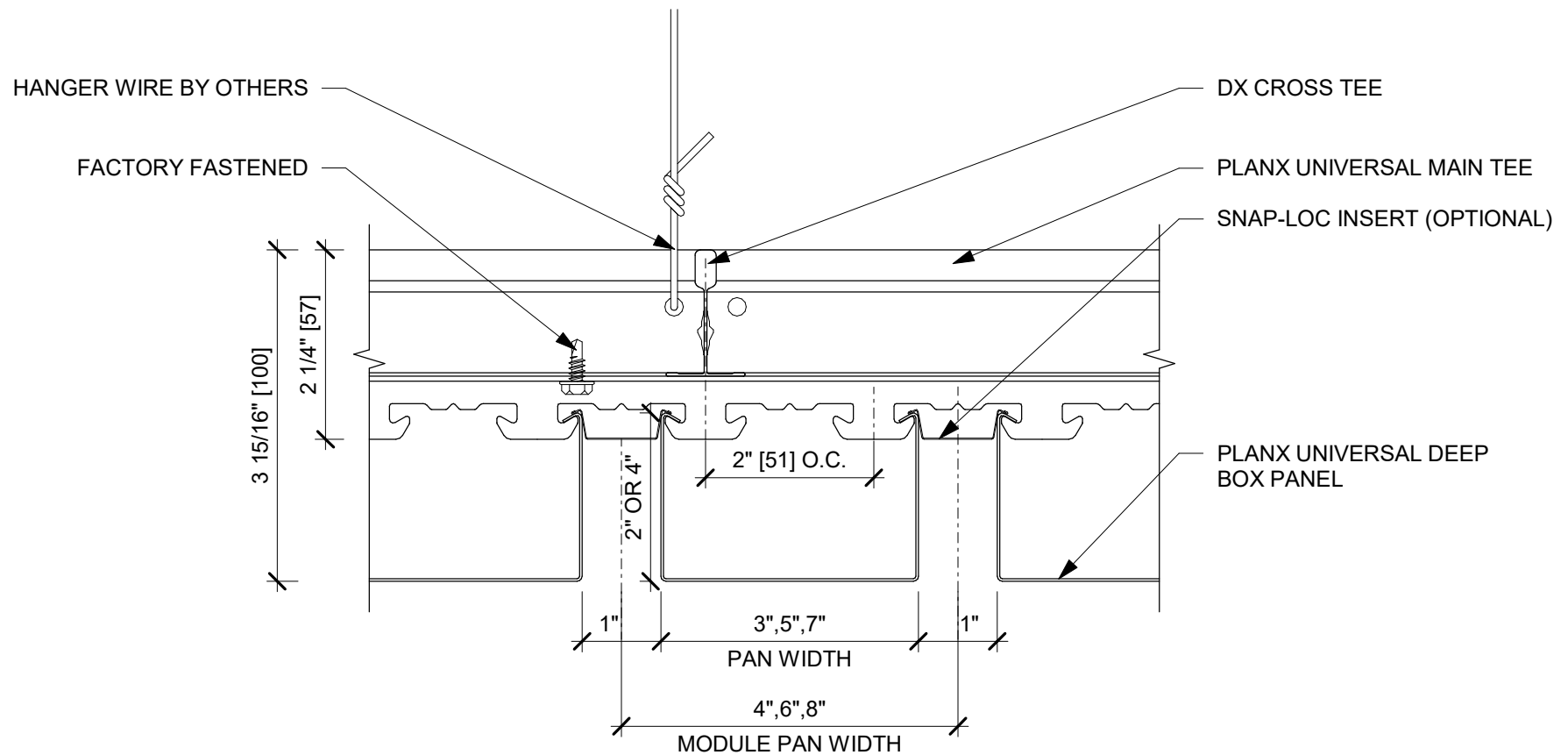
05/17/24

REV: DATE:

SHEET INFORMATION:

SCALE:

G-00
Planx Universal



1 SECTION THRU CROSS TEE
6" = 1'-0"



USG Corporation
550 West Adams Street, Chicago, IL 60661
T. 800-USG4YOU www.USG.com

CEILINGS PLUS® PLANX™ UNIVERSAL SYSTEM DETAILS

ISSUE RECORD:

05/17/24

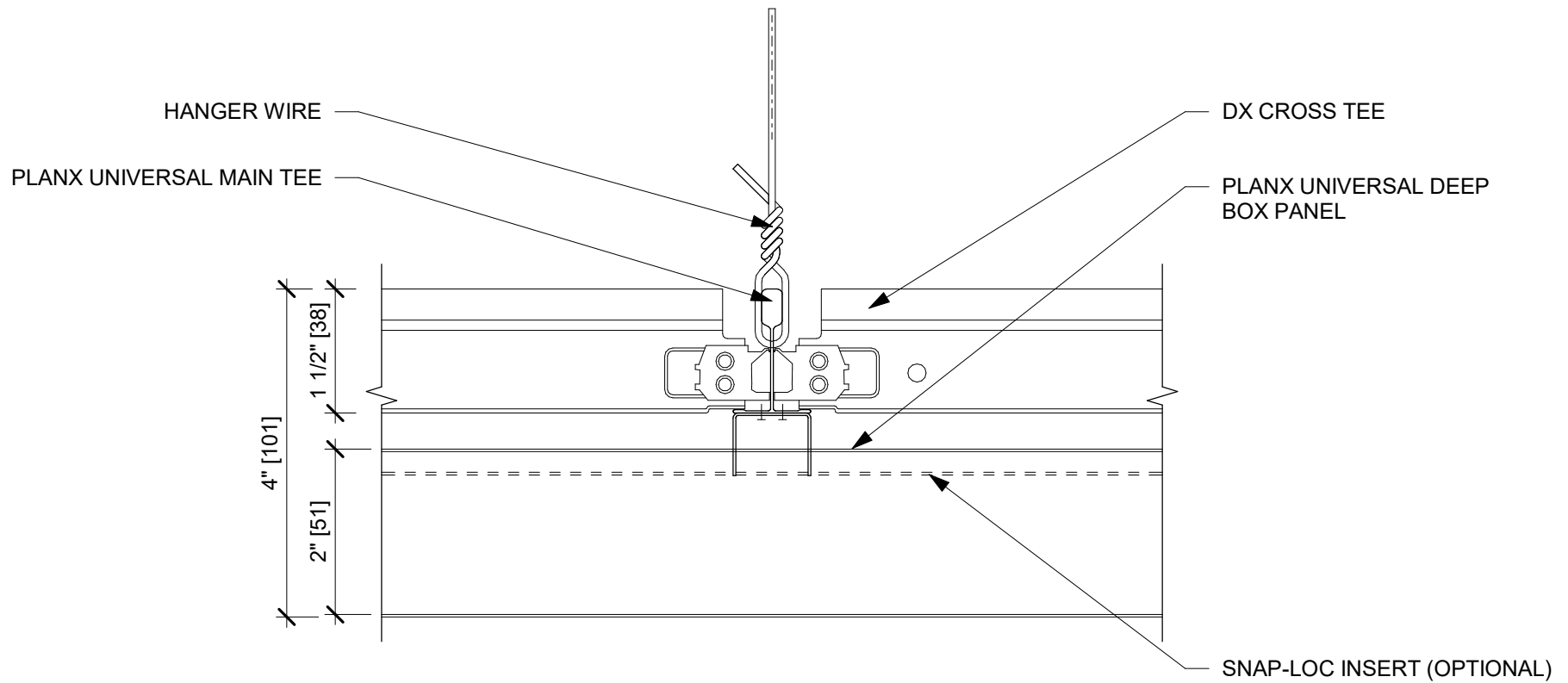
REV: DATE:

SHEET INFORMATION:

SCALE: 6" = 1'-0"

PLXU-DB-DTL 01
DEEP BOX PANELS - SECTION THRU
CROSS TEE

DISCLAIMER: THE USG PRODUCT DETAILS CONTAINED HEREIN ARE INTENDED FOR USE AS PRODUCT REFERENCE MATERIAL BY ARCHITECTS, ENGINEERS, OTHER DESIGN PROFESSIONALS, CONTRACTORS, BUILDING CODE OFFICIALS, OR OTHER COMPETENT CONSTRUCTION INDUSTRY TRADE PROFESSIONALS HAVING AN INTEREST IN THE SELECTION, SPECIFICATION AND USE OF PRODUCTS MANUFACTURED BY THE SUBSIDIARIES OF USG CORPORATION. THE DRAWINGS ARE INTENDED SOLELY AS TECHNICAL SUPPORT INCIDENT TO THE SALE AND USE OF USG PRODUCTS AND NOT INTENDED TO BE A SUBSTITUTE FOR THE DESIGN REVIEW AND APPROVAL OF THE LICENSED DESIGN PROFESSIONALS FOR THE PROJECT. THESE MATERIALS MAY BE PRINTED AND/OR TRANSFERRED ELECTRONICALLY SOLELY AS NEEDED BY THE USER, BECAUSE CAD ELECTRONIC FILES AND BIM (BUILDING INFORMATION MODELING) FILES CAN BE MODIFIED BY OTHER PARTIES, WITHOUT NOTICE OR INDICATION OF SUCH MODIFICATIONS, MODIFICATION OF USG PRODUCT CAD AND/OR BIM DRAWINGS IS THE SOLE RESPONSIBILITY OF THE DESIGN PROFESSIONAL. ©2023 USG CORPORATION.



2 DEEP BOX 2 SECTION THRU MAIN TEE
6" = 1'-0"



USG Corporation
550 West Adams Street, Chicago, IL 60661
T. 800-USG4YOU www.USG.com

CEILINGS PLUS® PLANX™ UNIVERSAL SYSTEM DETAILS

ISSUE RECORD:

05/17/24

REV: DATE:

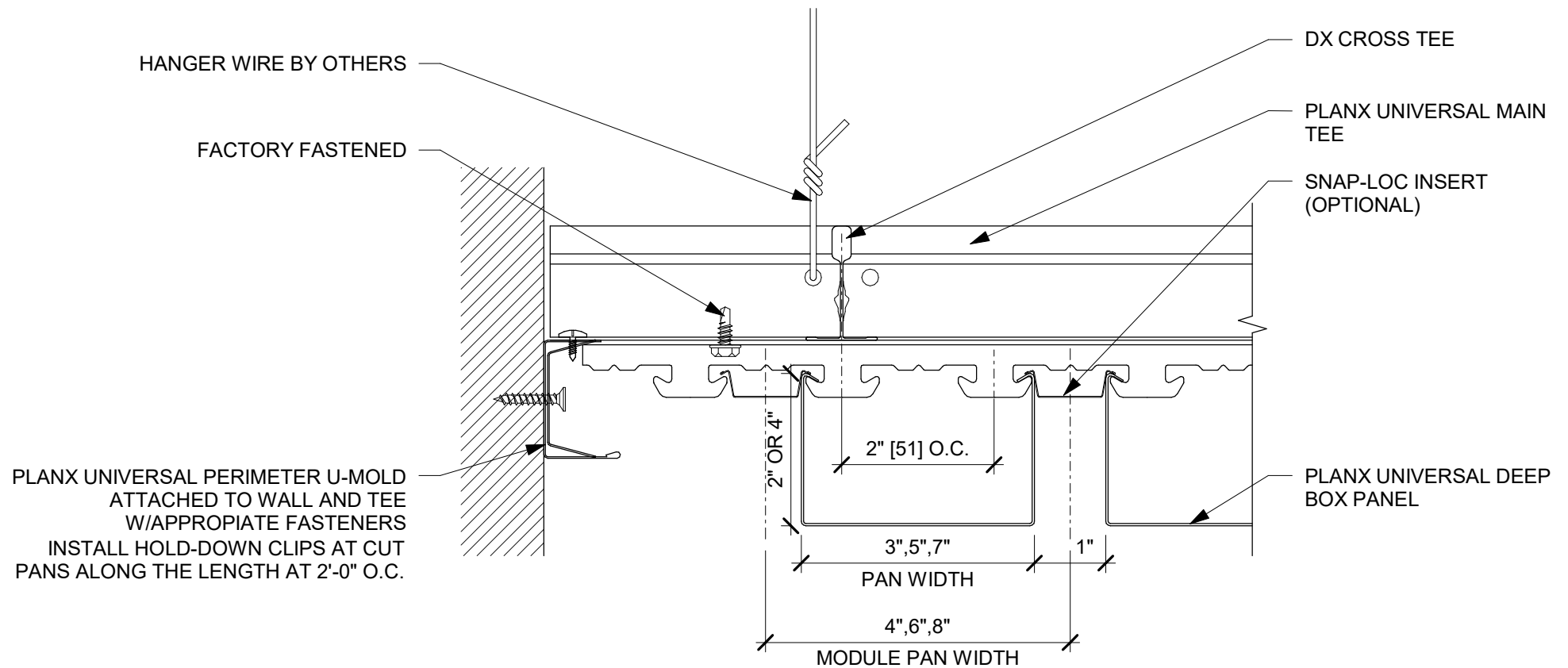
SHEET INFORMATION:

SCALE: 6" = 1'-0"

PLXU-DB-DTL 02

DEEP BOX - SECTION THRU MAIN
TEE

DISCLAIMER: THE USG PRODUCT DETAILS CONTAINED HEREIN ARE INTENDED FOR USE AS PRODUCT REFERENCE MATERIAL BY ARCHITECTS, ENGINEERS, OTHER DESIGN PROFESSIONALS, CONTRACTORS, BUILDING CODE OFFICIALS, OR OTHER COMPETENT CONSTRUCTION INDUSTRY TRADE PROFESSIONALS HAVING AN INTEREST IN THE SELECTION, SPECIFICATION AND USE OF PRODUCTS MANUFACTURED BY THE SUBSIDIARIES OF USG CORPORATION. THE DRAWINGS ARE INTENDED SOLELY AS TECHNICAL SUPPORT INCIDENT TO THE SALE AND USE OF USG PRODUCTS AND NOT INTENDED TO BE A SUBSTITUTE FOR THE DESIGN REVIEW AND APPROVAL OF THE LICENSED DESIGN PROFESSIONALS FOR THE PROJECT. THESE MATERIALS MAY BE PRINTED AND/OR TRANSFERRED ELECTRONICALLY SOLELY AS NEEDED BY THE USER, BECAUSE CAD ELECTRONIC FILES AND BIM (BUILDING INFORMATION MODELING) FILES CAN BE MODIFIED BY OTHER PARTIES. WITHOUT NOTICE OR INDICATION OF SUCH MODIFICATIONS, MODIFICATION OF USG PRODUCT CAD AND/OR BIM DRAWINGS IS THE SOLE RESPONSIBILITY OF THE DESIGN PROFESSIONAL. ©2023 USG CORPORATION.



DEEP BOX_3_PERIMETER DETAIL @
 3 CROSS TEE
 6" = 1'-0"



USG Corporation
 550 West Adams Street, Chicago, IL 60661
 T. 800-USG4YOU www.USG.com

CEILINGS PLUS® PLANX™ UNIVERSAL SYSTEM DETAILS

ISSUE RECORD:

05/17/24

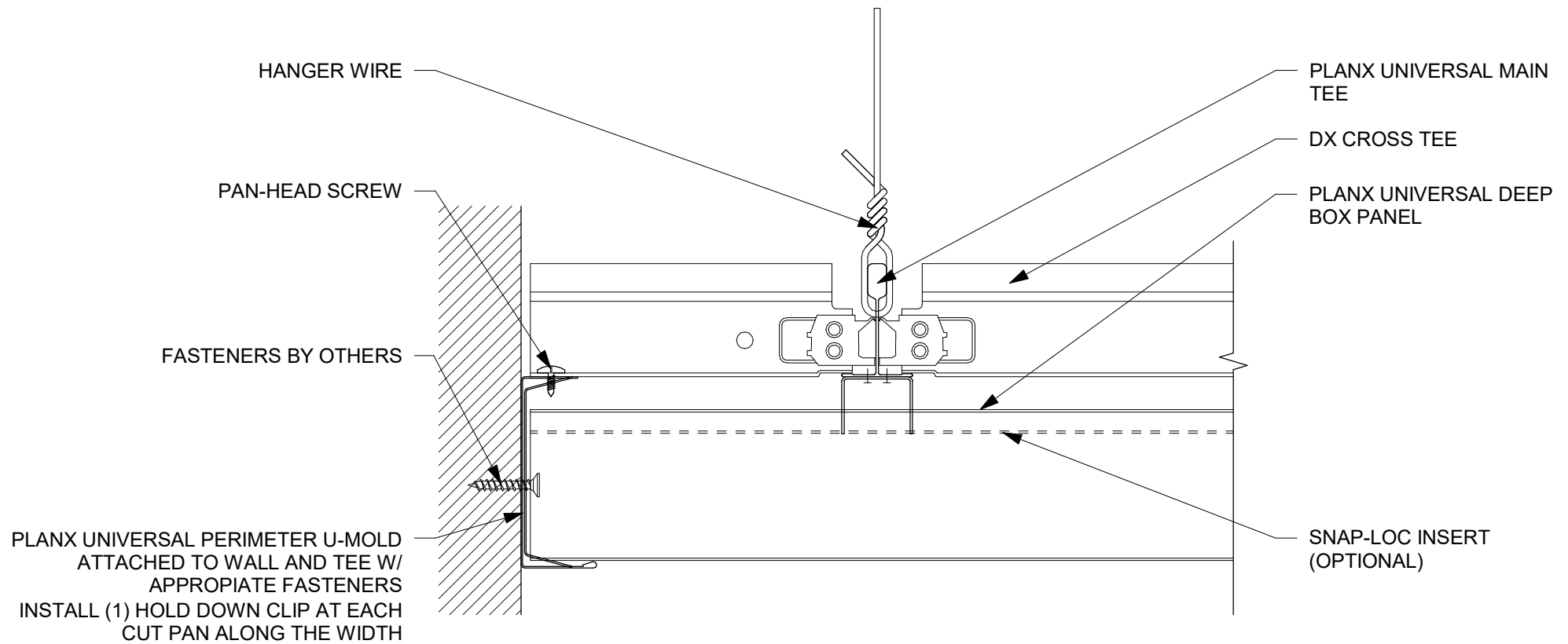
REV: DATE:

SHEET INFORMATION:

SCALE: 6" = 1'-0"

PLXU-DB-DTL 03
DEEP BOX PANELS - PERIMETER
DETAIL @ CROSS TEE

DISCLAIMER: THE USG PRODUCT DETAILS CONTAINED HEREIN ARE INTENDED FOR USE AS PRODUCT REFERENCE MATERIAL BY ARCHITECTS, ENGINEERS, OTHER DESIGN PROFESSIONALS, CONTRACTORS, BUILDING CODE OFFICIALS, OR OTHER COMPETENT CONSTRUCTION INDUSTRY TRADE PROFESSIONALS HAVING AN INTEREST IN THE SELECTION, SPECIFICATION AND USE OF PRODUCTS MANUFACTURED BY THE SUBSIDIARIES OF USG CORPORATION. THE DRAWINGS ARE INTENDED SOLELY AS TECHNICAL SUPPORT INCIDENT TO THE SALE AND USE OF USG PRODUCTS AND NOT INTENDED TO BE A SUBSTITUTE FOR THE DESIGN REVIEW AND APPROVAL OF THE LICENSED DESIGN PROFESSIONALS FOR THE PROJECT. THESE MATERIALS MAY BE PRINTED AND/OR TRANSFERRED ELECTRONICALLY SOLELY AS NEEDED BY THE USER, BECAUSE CAD ELECTRONIC FILES AND BIM (BUILDING INFORMATION MODELING) FILES CAN BE MODIFIED BY OTHER PARTIES, WITHOUT NOTICE OR INDICATION OF SUCH MODIFICATIONS, MODIFICATION OF USG PRODUCT CAD AND/OR BIM DRAWINGS IS THE SOLE RESPONSIBILITY OF THE DESIGN PROFESSIONAL. ©2023 USG CORPORATION.



DEPP BOX_4_PERIMETER DETAIL @
 4 MAIN TEE
 6" = 1'-0"



USG Corporation
 550 West Adams Street, Chicago, IL 60661
 T. 800-USG4YOU www.USG.com

CEILINGS PLUS® PLANX™ UNIVERSAL SYSTEM DETAILS

ISSUE RECORD:

05/17/24

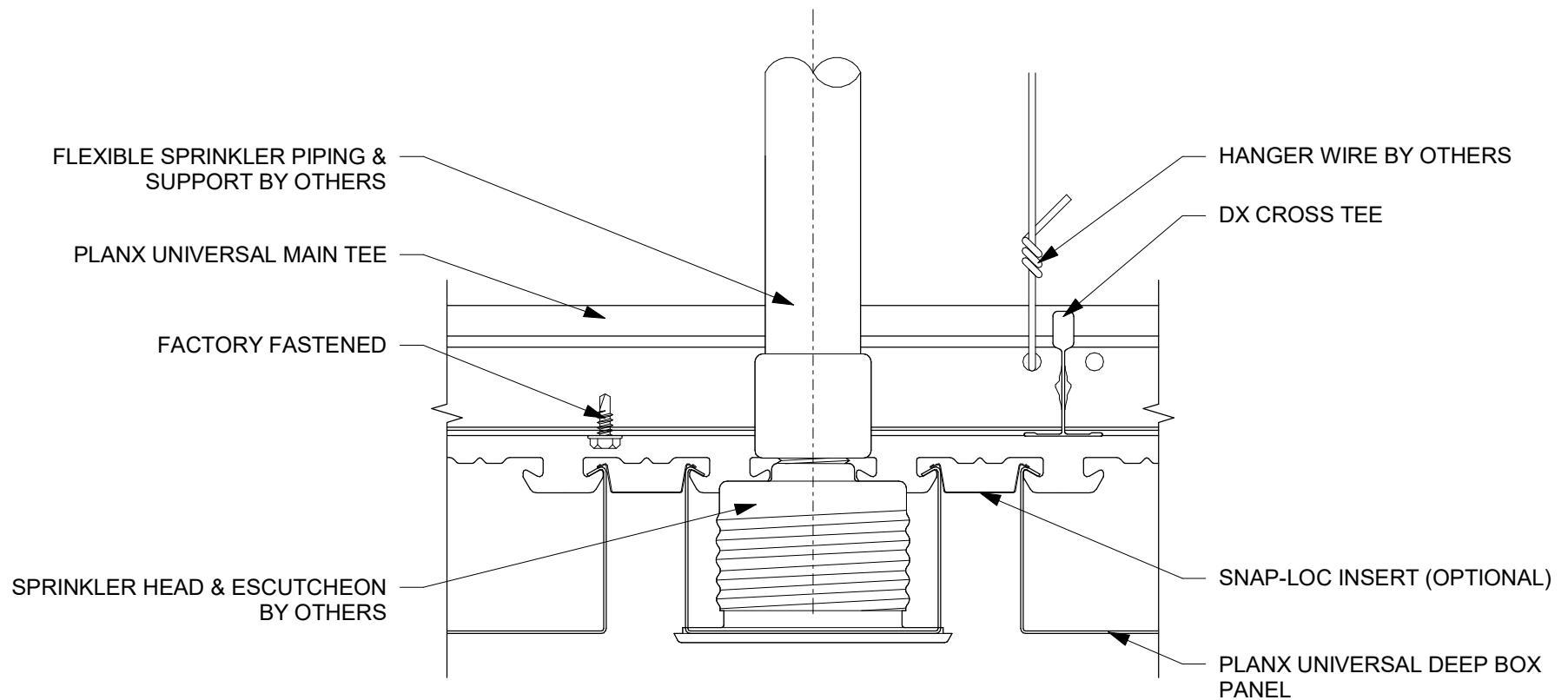
REV: DATE:

SHEET INFORMATION:

SCALE: 6" = 1'-0"

PLXU-DB-DTL 04
DEEP BOX PANELS - PERIMETER
DETAIL @ MAIN TEE

DISCLAIMER: THE USG PRODUCT DETAILS CONTAINED HEREIN ARE INTENDED FOR USE AS PRODUCT REFERENCE MATERIAL BY ARCHITECTS, ENGINEERS, OTHER DESIGN PROFESSIONALS, CONTRACTORS, BUILDING CODE OFFICIALS, OR OTHER COMPETENT CONSTRUCTION INDUSTRY TRADE PROFESSIONALS HAVING AN INTEREST IN THE SELECTION, SPECIFICATION AND USE OF PRODUCTS MANUFACTURED BY THE SUBSIDIARIES OF USG CORPORATION. THE DRAWINGS ARE INTENDED SOLELY AS TECHNICAL SUPPORT INCIDENT TO THE SALE AND USE OF USG PRODUCTS AND NOT INTENDED TO BE A SUBSTITUTE FOR THE DESIGN REVIEW AND APPROVAL OF THE LICENSED DESIGN PROFESSIONALS FOR THE PROJECT. THESE MATERIALS MAY BE PRINTED AND/OR TRANSFERRED ELECTRONICALLY SOLELY AS NEEDED BY THE USER, BECAUSE CAD ELECTRONIC FILES AND BIM (BUILDING INFORMATION MODELING) FILES CAN BE MODIFIED BY OTHER PARTIES, WITHOUT NOTICE OR INDICATION OF SUCH MODIFICATIONS, MODIFICATION OF USG PRODUCT CAD AND/OR BIM DRAWINGS IS THE SOLE RESPONSIBILITY OF THE DESIGN PROFESSIONAL. ©2023 USG CORPORATION.



5 DEEP BOX_5_TYP. DETAIL @
SPRINKLER
6" = 1'-0"



USG Corporation
550 West Adams Street, Chicago, IL 60661
T. 800-USG4YOU www.USG.com

CEILINGS PLUS® PLANX™ UNIVERSAL SYSTEM DETAILS

ISSUE RECORD:

05/17/24

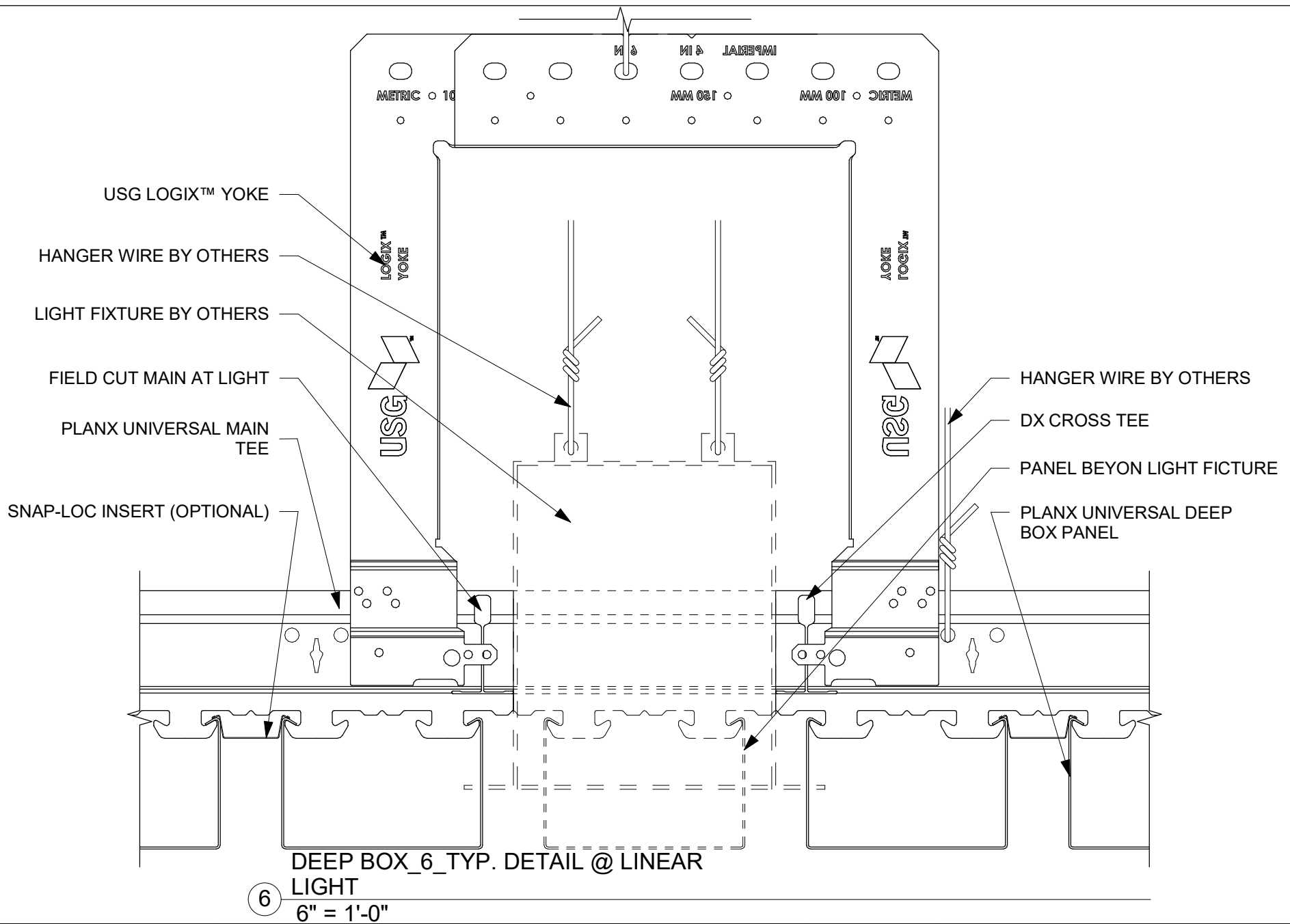
REV: DATE:

SHEET INFORMATION:

SCALE: 6" = 1'-0"

PLXU-DB-DTL 05
DEEP BOX PANELS - TYP. DETAIL @
SPRINKLER

DISCLAIMER: THE USG PRODUCT DETAILS CONTAINED HEREIN ARE INTENDED FOR USE AS PRODUCT REFERENCE MATERIAL BY ARCHITECTS, ENGINEERS, OTHER DESIGN PROFESSIONALS, CONTRACTORS, BUILDING CODE OFFICIALS, OR OTHER COMPETENT CONSTRUCTION INDUSTRY TRADE PROFESSIONALS HAVING AN INTEREST IN THE SELECTION, SPECIFICATION AND USE OF PRODUCTS MANUFACTURED BY THE SUBSIDIARIES OF USG CORPORATION. THE DRAWINGS ARE INTENDED SOLELY AS TECHNICAL SUPPORT INCIDENT TO THE SALE AND USE OF USG PRODUCTS AND NOT INTENDED TO BE A SUBSTITUTE FOR THE DESIGN REVIEW AND APPROVAL OF THE LICENSED DESIGN PROFESSIONALS FOR THE PROJECT. THESE MATERIALS MAY BE PRINTED AND/OR TRANSFERRED ELECTRONICALLY SOLELY AS NEEDED BY THE USER, BECAUSE CAD ELECTRONIC FILES AND BIM (BUILDING INFORMATION MODELING) FILES CAN BE MODIFIED BY OTHER PARTIES, WITHOUT NOTICE OR INDICATION OF SUCH MODIFICATIONS, MODIFICATION OF USG PRODUCT CAD AND/OR BIM DRAWINGS IS THE SOLE RESPONSIBILITY OF THE DESIGN PROFESSIONAL. ©2023 USG CORPORATION.



USG Corporation
550 West Adams Street, Chicago, IL 60661
T. 800-USG4YOU www.USG.com

CEILING PLUS® PLANX™ UNIVERSAL SYSTEM DETAILS

ISSUE RECORD:

05/17/24

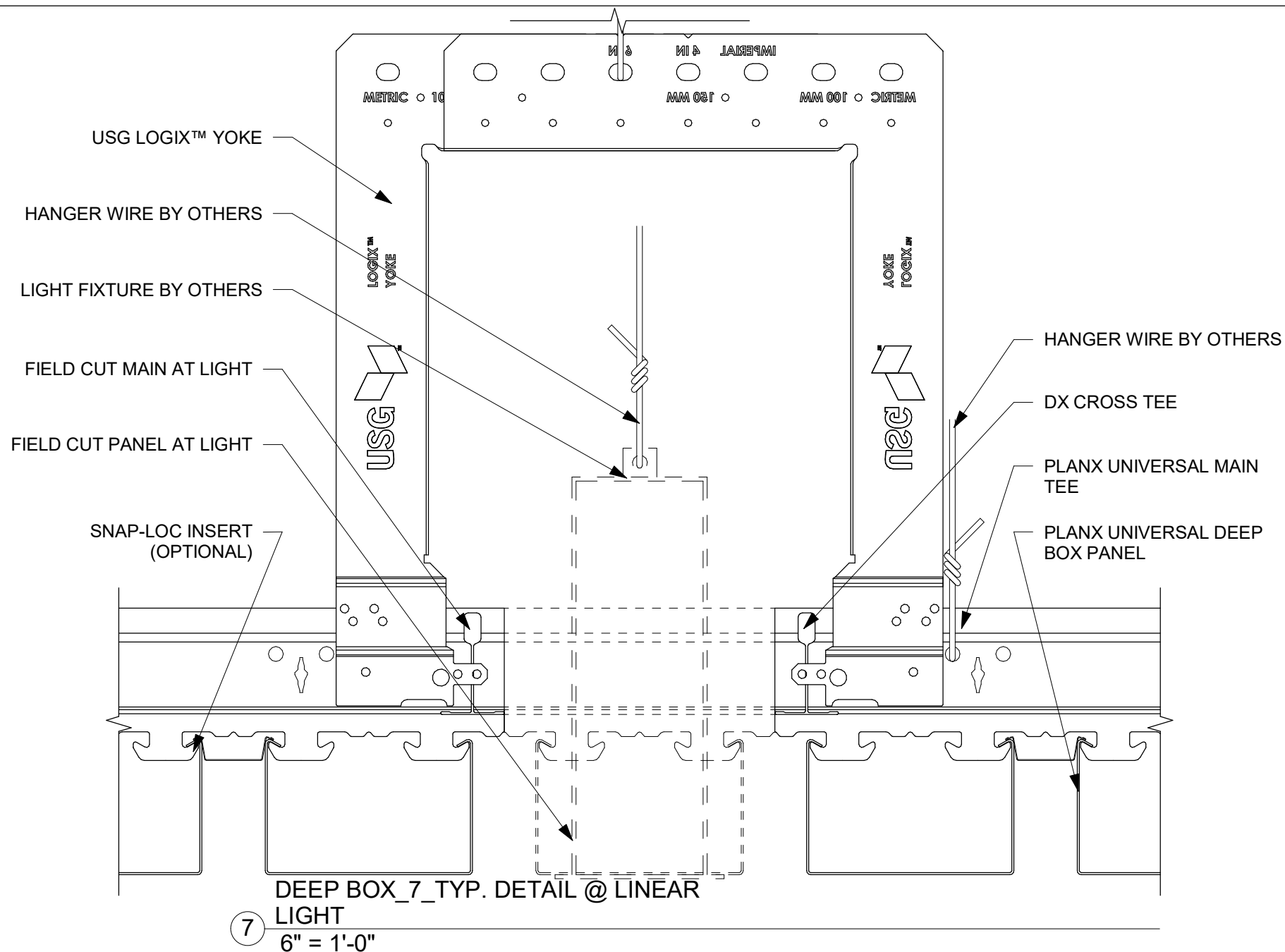
REV: DATE:

SHEET INFORMATION:

SCALE: 6" = 1'-0"

PLXU-DB-DTL 06
DEEP BOX PANELS - TYP. DETAIL @
LINEAR LIGHT

DISCLAIMER: THE USG PRODUCT DETAILS CONTAINED HEREIN ARE INTENDED FOR USE AS PRODUCT REFERENCE MATERIAL BY ARCHITECTS, ENGINEERS, OTHER DESIGN PROFESSIONALS, CONTRACTORS, BUILDING CODE OFFICIALS, OR OTHER COMPETENT CONSTRUCTION INDUSTRY TRADE PROFESSIONALS HAVING AN INTEREST IN THE SELECTION, SPECIFICATION AND USE OF PRODUCTS MANUFACTURED BY THE SUBSIDIARIES OF USG CORPORATION. THE DRAWINGS ARE INTENDED SOLELY AS TECHNICAL SUPPORT INCIDENT TO THE SALE AND USE OF USG PRODUCTS AND NOT INTENDED TO BE A SUBSTITUTE FOR THE DESIGN REVIEW AND APPROVAL OF THE LICENSED DESIGN PROFESSIONALS FOR THE PROJECT. THESE MATERIALS MAY BE PRINTED AND/OR TRANSFERRED ELECTRONICALLY SOLELY AS NEEDED BY THE USER, BECAUSE CAD ELECTRONIC FILES AND BIM (BUILDING INFORMATION MODELING) FILES CAN BE MODIFIED BY OTHER PARTIES, WITHOUT NOTICE OR INDICATION OF SUCH MODIFICATIONS. MODIFICATION OF USG PRODUCT CAD AND/OR BIM DRAWINGS IS THE SOLE RESPONSIBILITY OF THE DESIGN PROFESSIONAL. ©2023 USG CORPORATION.



USG Corporation
550 West Adams Street, Chicago, IL 60661
T. 800-USG4YOU www.USG.com

CEILINGS PLUS® PLANX™ UNIVERSAL SYSTEM DETAILS

ISSUE RECORD:

05/17/24

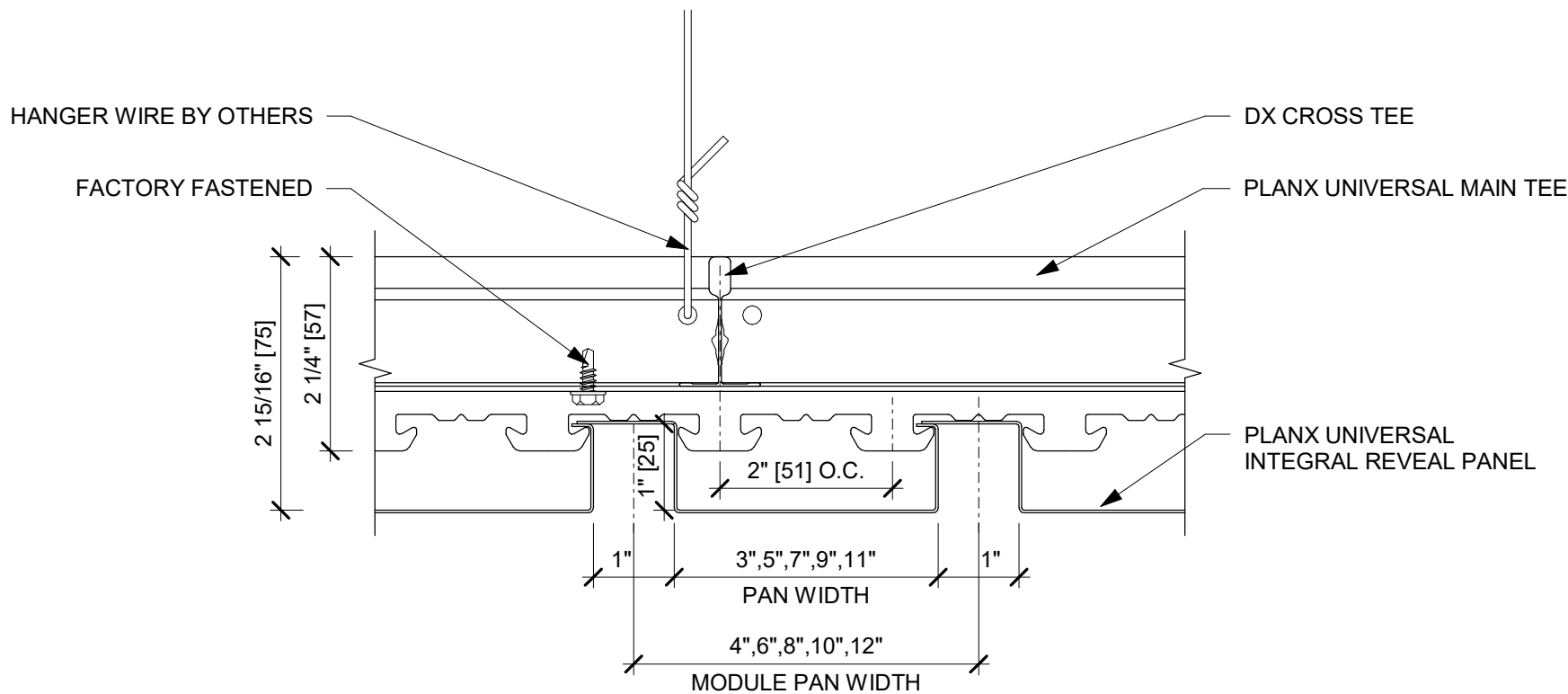
REV: DATE:

SHEET INFORMATION:

SCALE: 6" = 1'-0"

PLXU-DB-DTL 07
DEEP BOX PANELS - TYP. DETAIL @
LINEAR LIGHT

DISCLAIMER: THE USG PRODUCT DETAILS CONTAINED HEREIN ARE INTENDED FOR USE AS PRODUCT REFERENCE MATERIAL BY ARCHITECTS, ENGINEERS, OTHER DESIGN PROFESSIONALS, CONTRACTORS, BUILDING CODE OFFICIALS, OR OTHER COMPETENT CONSTRUCTION INDUSTRY TRADE PROFESSIONALS HAVING AN INTEREST IN THE SELECTION, SPECIFICATION AND USE OF PRODUCTS MANUFACTURED BY THE SUBSIDIARIES OF USG CORPORATION. THE DRAWINGS ARE INTENDED SOLELY AS TECHNICAL SUPPORT INCIDENT TO THE SALE AND USE OF USG PRODUCTS AND NOT INTENDED TO BE A SUBSTITUTE FOR THE DESIGN REVIEW AND APPROVAL OF THE LICENSED DESIGN PROFESSIONALS FOR THE PROJECT. THESE MATERIALS MAY BE PRINTED AND/OR TRANSFERRED ELECTRONICALLY SOLELY AS NEEDED BY THE USER, BECAUSE CAD ELECTRONIC FILES AND BIM (BUILDING INFORMATION MODELING) FILES CAN BE MODIFIED BY OTHER PARTIES. WITHOUT NOTICE OR INDICATION OF SUCH MODIFICATIONS, MODIFICATION OF USG PRODUCT CAD AND/OR BIM DRAWINGS IS THE SOLE RESPONSIBILITY OF THE DESIGN PROFESSIONAL. ©2023 USG CORPORATION.



1 INTEGRAL REVEAL - SECTION THRU
CROSS TEE
6" = 1'-0"



USG Corporation
550 West Adams Street, Chicago, IL 60661
T. 800-USG4YOU www.USG.com

CEILINGS PLUS® PLANX™ UNIVERSAL SYSTEM DETAILS

ISSUE RECORD:

05/17/24

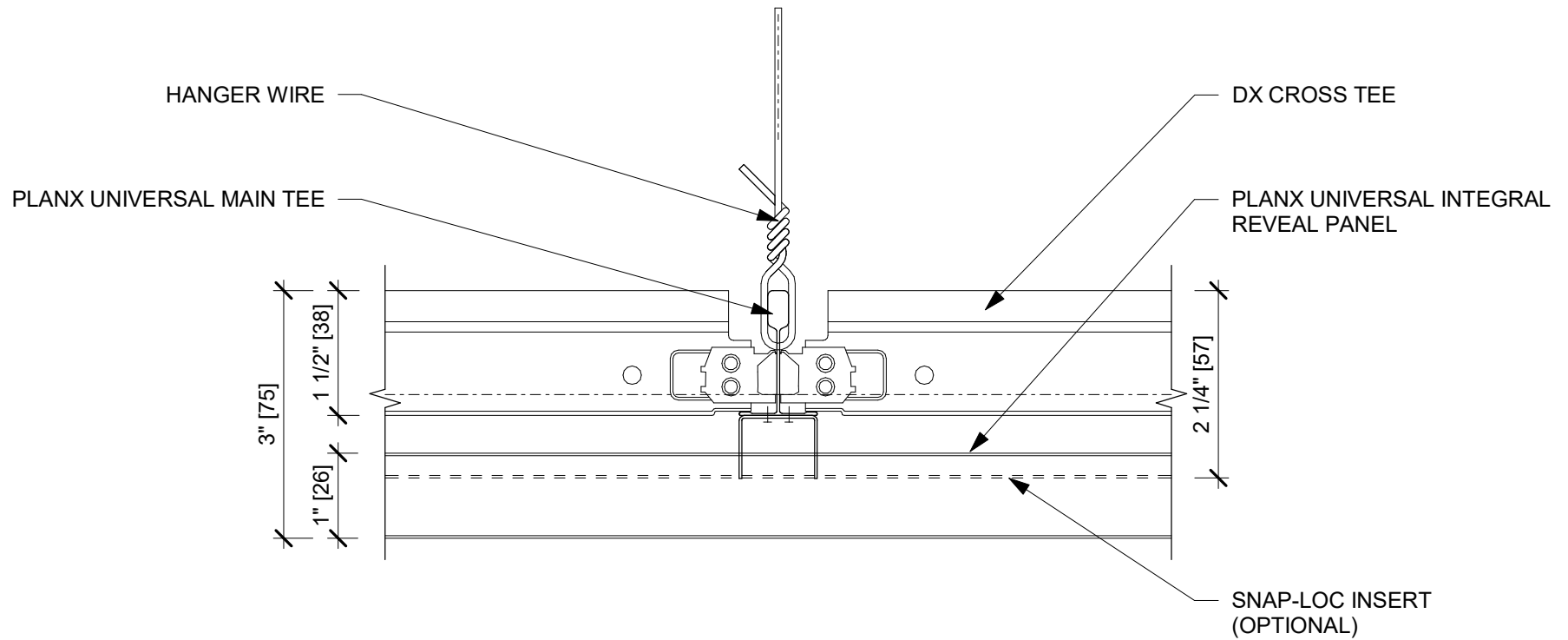
REV: DATE:

SHEET INFORMATION:

SCALE: 6" = 1'-0"

PLXU-IR-DTL 01
INTEGRAL REVEAL - SECTION THRU
CROSS TEE

DISCLAIMER: THE USG PRODUCT DETAILS CONTAINED HEREIN ARE INTENDED FOR USE AS PRODUCT REFERENCE MATERIAL BY ARCHITECTS, ENGINEERS, OTHER DESIGN PROFESSIONALS, CONTRACTORS, BUILDING CODE OFFICIALS, OR OTHER COMPETENT CONSTRUCTION INDUSTRY TRADE PROFESSIONALS HAVING AN INTEREST IN THE SELECTION, SPECIFICATION AND USE OF PRODUCTS MANUFACTURED BY THE SUBSIDIARIES OF USG CORPORATION. THE DRAWINGS ARE INTENDED SOLELY AS TECHNICAL SUPPORT INCIDENT TO THE SALE AND USE OF USG PRODUCTS AND NOT INTENDED TO BE A SUBSTITUTE FOR THE DESIGN REVIEW AND APPROVAL OF THE LICENSED DESIGN PROFESSIONALS FOR THE PROJECT. THESE MATERIALS MAY BE PRINTED AND/OR TRANSFERRED ELECTRONICALLY SOLELY AS NEEDED BY THE USER, BECAUSE CAD ELECTRONIC FILES AND BIM (BUILDING INFORMATION MODELING) FILES CAN BE MODIFIED BY OTHER PARTIES, WITHOUT NOTICE OR INDICATION OF SUCH MODIFICATIONS, MODIFICATION OF USG PRODUCT CAD AND/OR BIM DRAWINGS IS THE SOLE RESPONSIBILITY OF THE DESIGN PROFESSIONAL. ©2023 USG CORPORATION.



3 INTEGRAL REVEAL_2_SECTION THRU
MAIN TEE
6" = 1'-0"



USG Corporation
550 West Adams Street, Chicago, IL 60661
T. 800-USG4YOU www.USG.com

CEILINGS PLUS® PLANX™ UNIVERSAL SYSTEM DETAILS

ISSUE RECORD:

05/17/24

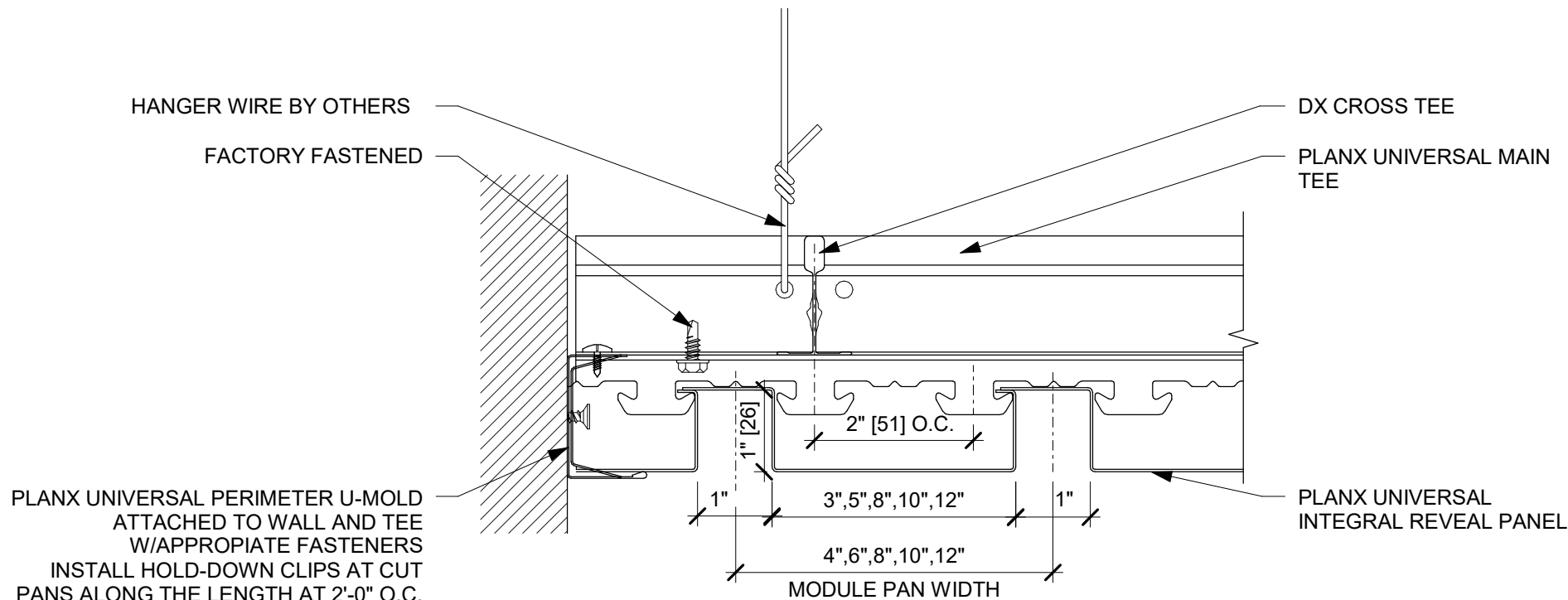
REV: DATE:

SHEET INFORMATION:

SCALE: 6" = 1'-0"

PLXU-IR-DTL 02
INTEGRAL REVEAL - SECTION THRU
MAIN TEE

DISCLAIMER: THE USG PRODUCT DETAILS CONTAINED HEREIN ARE INTENDED FOR USE AS PRODUCT REFERENCE MATERIAL BY ARCHITECTS, ENGINEERS, OTHER DESIGN PROFESSIONALS, CONTRACTORS, BUILDING CODE OFFICIALS, OR OTHER COMPETENT CONSTRUCTION INDUSTRY TRADE PROFESSIONALS HAVING AN INTEREST IN THE SELECTION, SPECIFICATION AND USE OF PRODUCTS MANUFACTURED BY THE SUBSIDIARIES OF USG CORPORATION. THE DRAWINGS ARE INTENDED SOLELY AS TECHNICAL SUPPORT INCIDENT TO THE SALE AND USE OF USG PRODUCTS AND NOT INTENDED TO BE A SUBSTITUTE FOR THE DESIGN REVIEW AND APPROVAL OF THE LICENSED DESIGN PROFESSIONALS FOR THE PROJECT. THESE MATERIALS MAY BE PRINTED AND/OR TRANSFERRED ELECTRONICALLY SOLELY AS NEEDED BY THE USER, BECAUSE CAD ELECTRONIC FILES AND BIM (BUILDING INFORMATION MODELING) FILES CAN BE MODIFIED BY OTHER PARTIES, WITHOUT NOTICE OR INDICATION OF SUCH MODIFICATIONS, MODIFICATION OF USG PRODUCT CAD AND/OR BIM DRAWINGS IS THE SOLE RESPONSIBILITY OF THE DESIGN PROFESSIONAL. ©2023 USG CORPORATION.



3 INTEGRAL REVEAL_3 PERIMETER
DETAIL @ CROSS TEE
6" = 1'-0"



USG Corporation
550 West Adams Street, Chicago, IL 60661
T. 800-USG4YOU www.USG.com

CEILINGS PLUS® PLANX™ UNIVERSAL SYSTEM DETAILS

ISSUE RECORD:

05/17/24

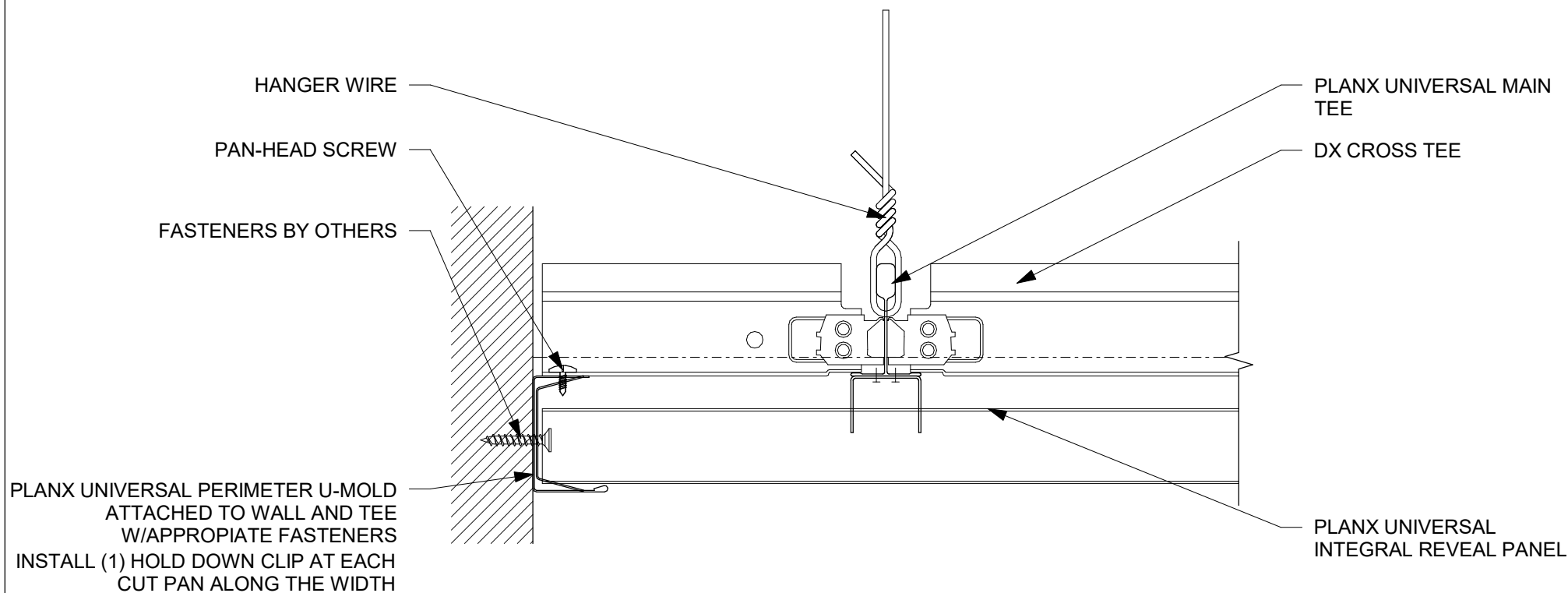
REV: DATE:

SHEET INFORMATION:

SCALE: 6" = 1'-0"

PLXU-IR-DTL 03
INTEGRAL REVEAL - PERIMETER
DETAIL @ CROSS TEE

DISCLAIMER: THE USG PRODUCT DETAILS CONTAINED HEREIN ARE INTENDED FOR USE AS PRODUCT REFERENCE MATERIAL BY ARCHITECTS, ENGINEERS, OTHER DESIGN PROFESSIONALS, CONTRACTORS, BUILDING CODE OFFICIALS, OR OTHER COMPETENT CONSTRUCTION INDUSTRY TRADE PROFESSIONALS HAVING AN INTEREST IN THE SELECTION, SPECIFICATION AND USE OF PRODUCTS MANUFACTURED BY THE SUBSIDIARIES OF USG CORPORATION. THE DRAWINGS ARE INTENDED SOLELY AS TECHNICAL SUPPORT INCIDENT TO THE SALE AND USE OF USG PRODUCTS AND NOT INTENDED TO BE A SUBSTITUTE FOR THE DESIGN REVIEW AND APPROVAL OF THE LICENSED DESIGN PROFESSIONALS FOR THE PROJECT. THESE MATERIALS MAY BE PRINTED AND/OR TRANSFERRED ELECTRONICALLY SOLELY AS NEEDED BY THE USER, BECAUSE CAD ELECTRONIC FILES AND BIM (BUILDING INFORMATION MODELING) FILES CAN BE MODIFIED BY OTHER PARTIES, WITHOUT NOTICE OR INDICATION OF SUCH MODIFICATIONS, MODIFICATION OF USG PRODUCT CAD AND/OR BIM DRAWINGS IS THE SOLE RESPONSIBILITY OF THE DESIGN PROFESSIONAL. ©2023 USG CORPORATION.



4 INTEGRAL REVEAL_4_PERIMETER
DETAIL @ MAIN TEE
6" = 1'-0"



USG Corporation
550 West Adams Street, Chicago, IL 60661
T. 800-USG4YOU www.USG.com

CEILINGS PLUS® PLANX™ UNIVERSAL SYSTEM DETAILS

ISSUE RECORD:

05/17/24

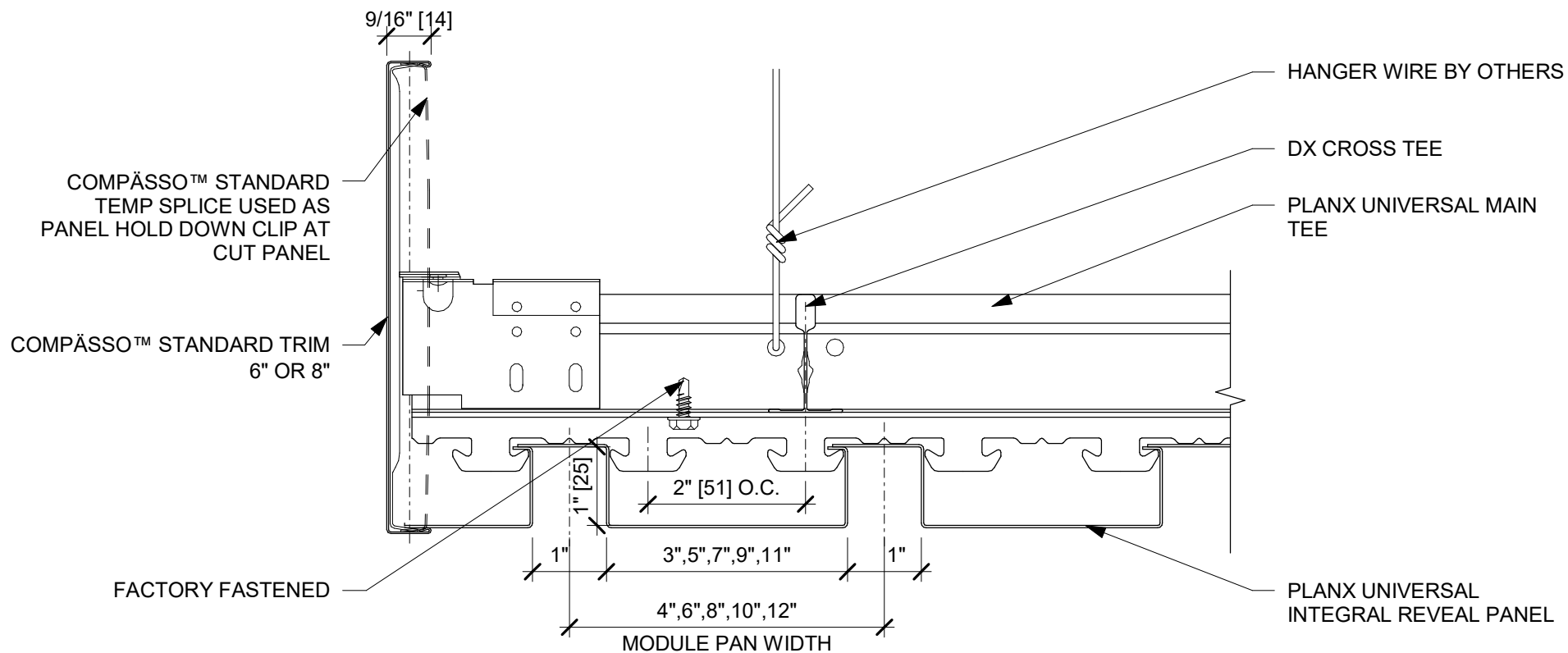
REV: DATE:

SHEET INFORMATION:

SCALE: 6" = 1'-0"

PLXU-IR-DTL 04
INTEGRAL REVEAL - PERIMETER
DETAIL @ MAIN TEE

DISCLAIMER: THE USG PRODUCT DETAILS CONTAINED HEREIN ARE INTENDED FOR USE AS PRODUCT REFERENCE MATERIAL BY ARCHITECTS, ENGINEERS, OTHER DESIGN PROFESSIONALS, CONTRACTORS, BUILDING CODE OFFICIALS, OR OTHER COMPETENT CONSTRUCTION INDUSTRY TRADE PROFESSIONALS HAVING AN INTEREST IN THE SELECTION, SPECIFICATION AND USE OF PRODUCTS MANUFACTURED BY THE SUBSIDIARIES OF USG CORPORATION. THE DRAWINGS ARE INTENDED SOLELY AS TECHNICAL SUPPORT INCIDENT TO THE SALE AND USE OF USG PRODUCTS AND NOT INTENDED TO BE A SUBSTITUTE FOR THE DESIGN REVIEW AND APPROVAL OF THE LICENSED DESIGN PROFESSIONALS FOR THE PROJECT. THESE MATERIALS MAY BE PRINTED AND/OR TRANSFERRED ELECTRONICALLY SOLELY AS NEEDED BY THE USER, BECAUSE CAD ELECTRONIC FILES AND BIM (BUILDING INFORMATION MODELING) FILES CAN BE MODIFIED BY OTHER PARTIES, WITHOUT NOTICE OR INDICATION OF SUCH MODIFICATIONS, MODIFICATION OF USG PRODUCT CAD AND/OR BIM DRAWINGS IS THE SOLE RESPONSIBILITY OF THE DESIGN PROFESSIONAL. ©2023 USG CORPORATION.



5 INTEGRAL REVEAL_5_COMPASSO STD
DETAIL @ CROSS TEE
6" = 1'-0"



USG Corporation
550 West Adams Street, Chicago, IL 60661
T. 800-USG4YOU www.USG.com

CEILINGS PLUS® PLANX™ UNIVERSAL SYSTEM DETAILS

ISSUE RECORD:

05/17/24

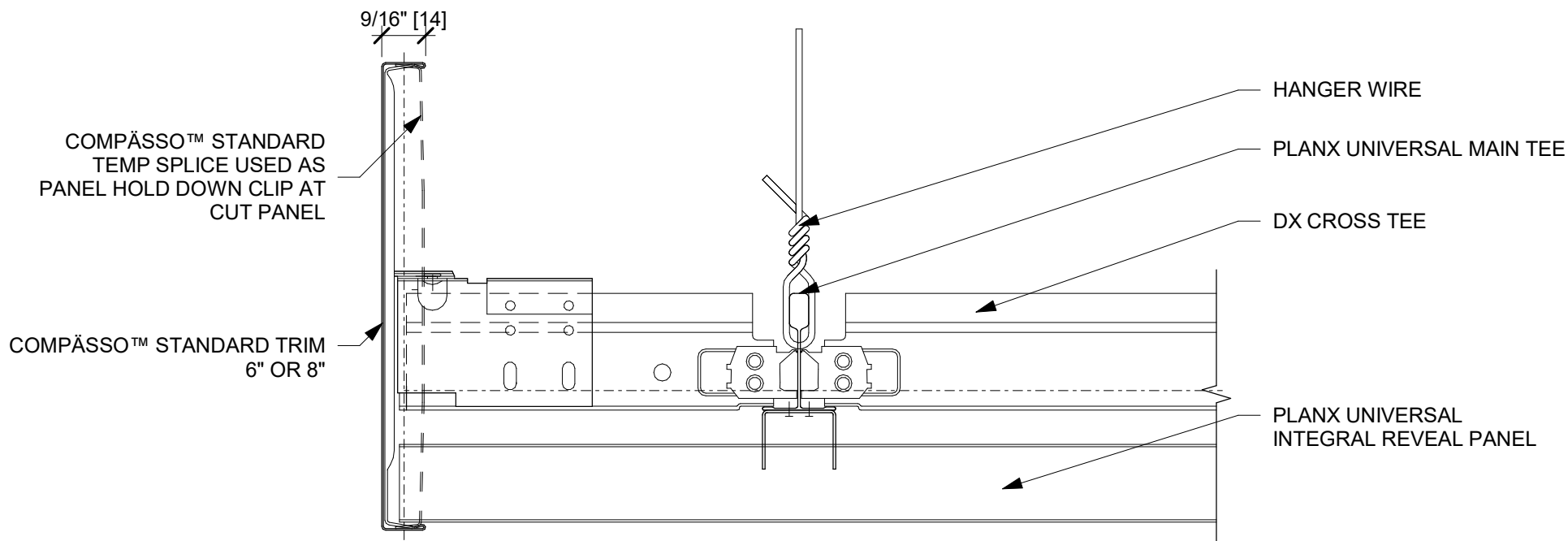
REV: DATE:

SHEET INFORMATION:

SCALE: 6" = 1'-0"

PLXU-IR-DTL 05
INTEGRAL REVEAL - COMPASSO STD
DETAIL @ CROSS TEE

DISCLAIMER: THE USG PRODUCT DETAILS CONTAINED HEREIN ARE INTENDED FOR USE AS PRODUCT REFERENCE MATERIAL BY ARCHITECTS, ENGINEERS, OTHER DESIGN PROFESSIONALS, CONTRACTORS, BUILDING CODE OFFICIALS, OR OTHER COMPETENT CONSTRUCTION INDUSTRY TRADE PROFESSIONALS HAVING AN INTEREST IN THE SELECTION, SPECIFICATION AND USE OF PRODUCTS MANUFACTURED BY THE SUBSIDIARIES OF USG CORPORATION. THE DRAWINGS ARE INTENDED SOLELY AS TECHNICAL SUPPORT INCIDENT TO THE SALE AND USE OF USG PRODUCTS AND NOT INTENDED TO BE A SUBSTITUTE FOR THE DESIGN REVIEW AND APPROVAL OF THE LICENSED DESIGN PROFESSIONALS FOR THE PROJECT. THESE MATERIALS MAY BE PRINTED AND/OR TRANSFERRED ELECTRONICALLY SOLELY AS NEEDED BY THE USER, BECAUSE CAD ELECTRONIC FILES AND BIM (BUILDING INFORMATION MODELING) FILES CAN BE MODIFIED BY OTHER PARTIES, WITHOUT NOTICE OR INDICATION OF SUCH MODIFICATIONS, MODIFICATION OF USG PRODUCT CAD AND/OR BIM DRAWINGS IS THE SOLE RESPONSIBILITY OF THE DESIGN PROFESSIONAL. ©2023 USG CORPORATION.



6
 INTEGRAL REVEAL_6_COMPASSO STD
 DETAIL @ MAIN TEE
 6" = 1'-0"



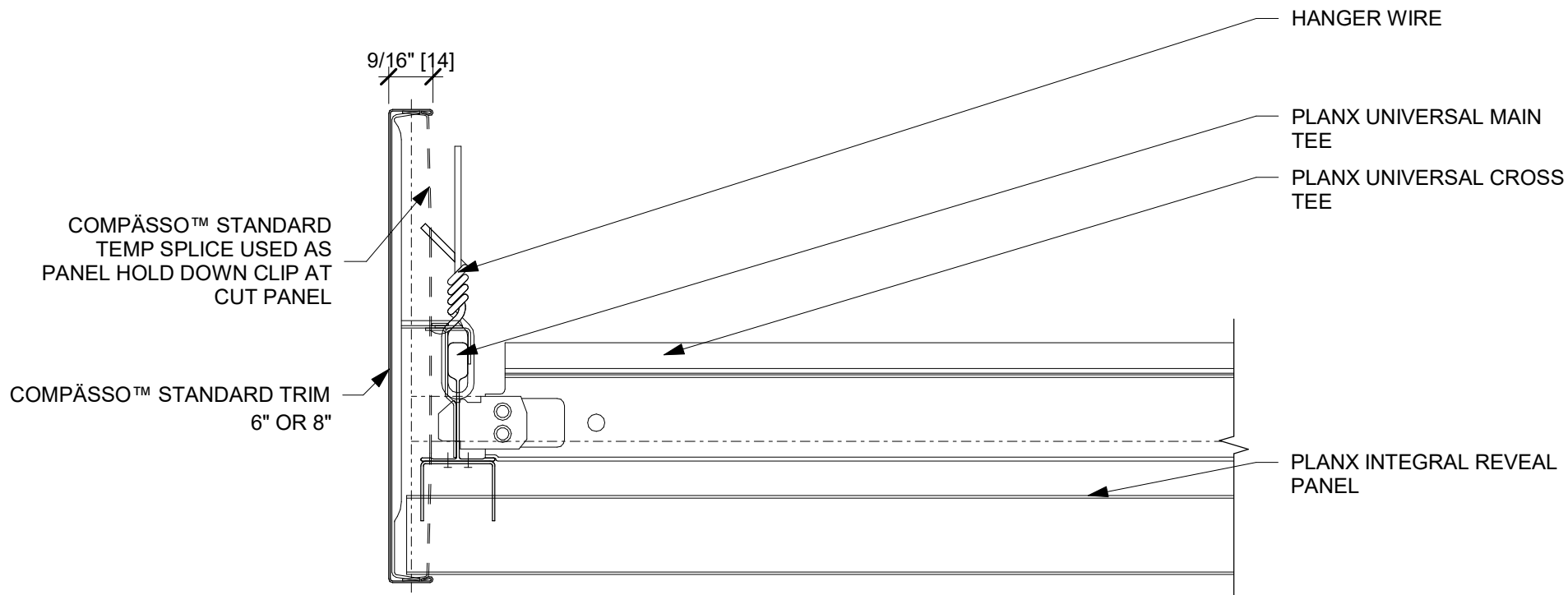
USG Corporation
 550 West Adams Street, Chicago, IL 60661
 T. 800-USG4YOU www.USG.com

CEILINGS PLUS® PLANX™ UNIVERSAL SYSTEM DETAILS

ISSUE RECORD:	
05/17/24	
REV:	DATE:

SHEET INFORMATION:
 SCALE: 6" = 1'-0"
PLXU-IR-DTL 06
INTEGRAL REVEAL - COMPASSO STD
DETAIL @ MAIN TEE

DISCLAIMER: THE USG PRODUCT DETAILS CONTAINED HEREIN ARE INTENDED FOR USE AS PRODUCT REFERENCE MATERIAL BY ARCHITECTS, ENGINEERS, OTHER DESIGN PROFESSIONALS, CONTRACTORS, BUILDING CODE OFFICIALS, OR OTHER COMPETENT CONSTRUCTION INDUSTRY TRADE PROFESSIONALS HAVING AN INTEREST IN THE SELECTION, SPECIFICATION AND USE OF PRODUCTS MANUFACTURED BY THE SUBSIDIARIES OF USG CORPORATION. THE DRAWINGS ARE INTENDED SOLELY AS TECHNICAL SUPPORT INCIDENT TO THE SALE AND USE OF USG PRODUCTS AND NOT INTENDED TO BE A SUBSTITUTE FOR THE DESIGN REVIEW AND APPROVAL OF THE LICENSED DESIGN PROFESSIONALS FOR THE PROJECT. THESE MATERIALS MAY BE PRINTED AND/OR TRANSFERRED ELECTRONICALLY SOLELY AS NEEDED BY THE USER, BECAUSE CAD ELECTRONIC FILES AND BIM (BUILDING INFORMATION MODELING) FILES CAN BE MODIFIED BY OTHER PARTIES, WITHOUT NOTICE OR INDICATION OF SUCH MODIFICATIONS, MODIFICATION OF USG PRODUCT CAD AND/OR BIM DRAWINGS IS THE SOLE RESPONSIBILITY OF THE DESIGN PROFESSIONAL. ©2023 USG CORPORATION.



7 INTEGRAL REVEAL_7_COMPASSO STD
DETAIL @ MAIN TEE
6" = 1'-0"



USG Corporation
550 West Adams Street, Chicago, IL 60661
T. 800-USG4YOU www.USG.com

CEILINGS PLUS® PLANX™ UNIVERSAL SYSTEM DETAILS

ISSUE RECORD:

05/17/24

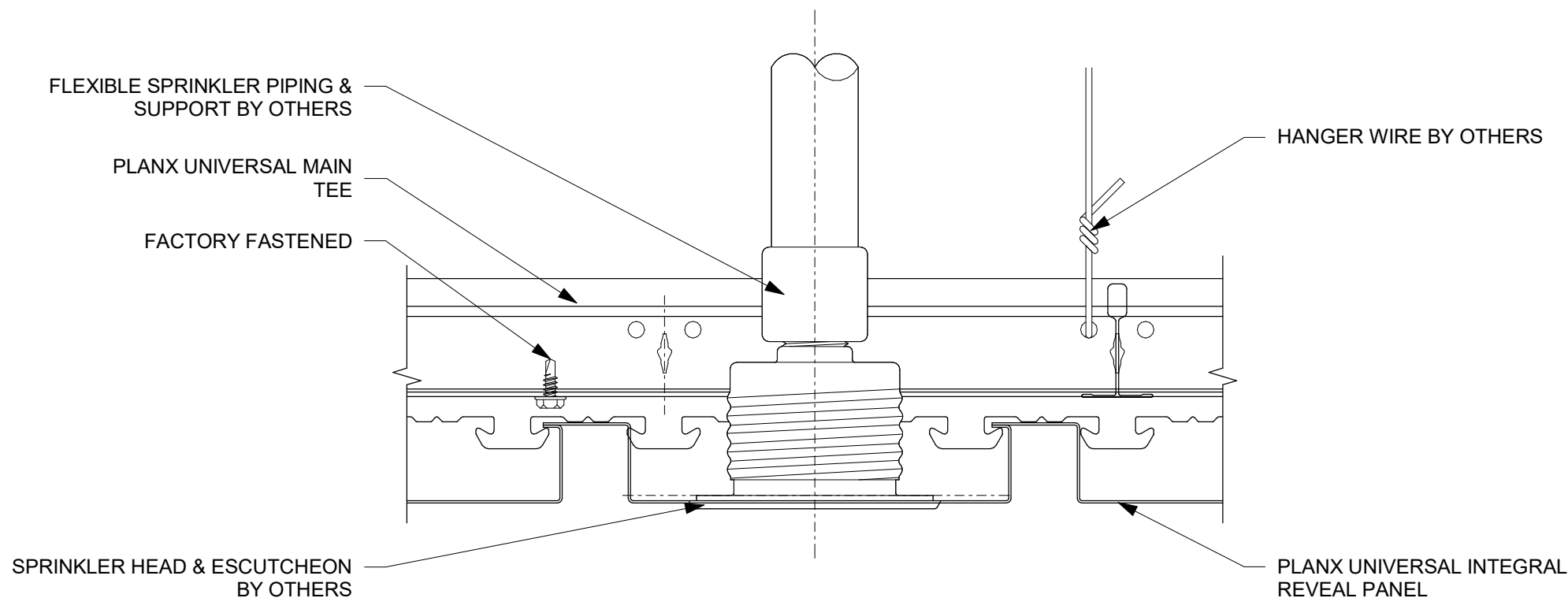
REV: DATE:

SHEET INFORMATION:

SCALE: 6" = 1'-0"

PLXU-IR-DTL 07
INTEGRAL REVEAL - COMPASSO STD
DETAIL @ MAIN TEE

DISCLAIMER: THE USG PRODUCT DETAILS CONTAINED HEREIN ARE INTENDED FOR USE AS PRODUCT REFERENCE MATERIAL BY ARCHITECTS, ENGINEERS, OTHER DESIGN PROFESSIONALS, CONTRACTORS, BUILDING CODE OFFICIALS, OR OTHER COMPETENT CONSTRUCTION INDUSTRY TRADE PROFESSIONALS HAVING AN INTEREST IN THE SELECTION, SPECIFICATION AND USE OF PRODUCTS MANUFACTURED BY THE SUBSIDIARIES OF USG CORPORATION. THE DRAWINGS ARE INTENDED SOLELY AS TECHNICAL SUPPORT INCIDENT TO THE SALE AND USE OF USG PRODUCTS AND NOT INTENDED TO BE A SUBSTITUTE FOR THE DESIGN REVIEW AND APPROVAL OF THE LICENSED DESIGN PROFESSIONALS FOR THE PROJECT. THESE MATERIALS MAY BE PRINTED AND/OR TRANSFERRED ELECTRONICALLY SOLELY AS NEEDED BY THE USER, BECAUSE CAD ELECTRONIC FILES AND BIM (BUILDING INFORMATION MODELING) FILES CAN BE MODIFIED BY OTHER PARTIES, WITHOUT NOTICE OR INDICATION OF SUCH MODIFICATIONS, MODIFICATION OF USG PRODUCT CAD AND/OR BIM DRAWINGS IS THE SOLE RESPONSIBILITY OF THE DESIGN PROFESSIONAL. ©2023 USG CORPORATION.



8 INTEGRAL REVEAL_8_TYP. DETAIL @
SPRINKLER
6" = 1'-0"



USG Corporation
550 West Adams Street, Chicago, IL 60661
T. 800-USG4YOU www.USG.com

CEILINGS PLUS® PLANX™ UNIVERSAL SYSTEM DETAILS

ISSUE RECORD:

05/17/24

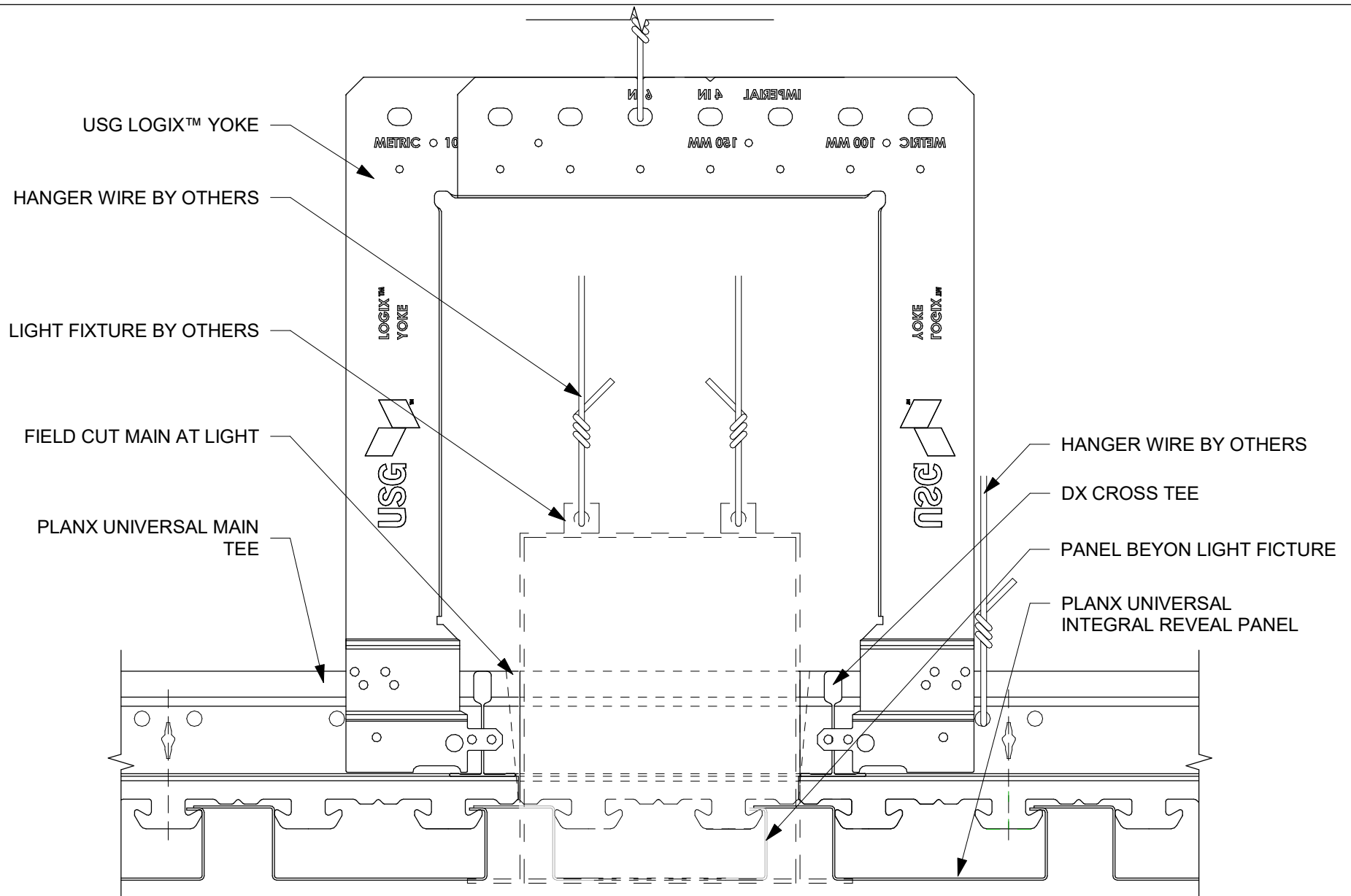
REV: DATE:

SHEET INFORMATION:

SCALE: 6" = 1'-0"

PLXU-IR-DTL 08
INTEGRAL REVEAL - TYP. DETAIL @
SPRINKLER

DISCLAIMER: THE USG PRODUCT DETAILS CONTAINED HEREIN ARE INTENDED FOR USE AS PRODUCT REFERENCE MATERIAL BY ARCHITECTS, ENGINEERS, OTHER DESIGN PROFESSIONALS, CONTRACTORS, BUILDING CODE OFFICIALS, OR OTHER COMPETENT CONSTRUCTION INDUSTRY TRADE PROFESSIONALS HAVING AN INTEREST IN THE SELECTION, SPECIFICATION AND USE OF PRODUCTS MANUFACTURED BY THE SUBSIDIARIES OF USG CORPORATION. THE DRAWINGS ARE INTENDED SOLELY AS TECHNICAL SUPPORT INCIDENT TO THE SALE AND USE OF USG PRODUCTS AND NOT INTENDED TO BE A SUBSTITUTE FOR THE DESIGN REVIEW AND APPROVAL OF THE LICENSED DESIGN PROFESSIONALS FOR THE PROJECT. THESE MATERIALS MAY BE PRINTED AND/OR TRANSFERRED ELECTRONICALLY SOLELY AS NEEDED BY THE USER, BECAUSE CAD ELECTRONIC FILES AND BIM (BUILDING INFORMATION MODELING) FILES CAN BE MODIFIED BY OTHER PARTIES, WITHOUT NOTICE OR INDICATION OF SUCH MODIFICATIONS, MODIFICATION OF USG PRODUCT CAD AND/OR BIM DRAWINGS IS THE SOLE RESPONSIBILITY OF THE DESIGN PROFESSIONAL. ©2023 USG CORPORATION.



9 INTEGRAL REVEAL_9_TYP. DETAIL @
LINEAR LIGHT
6" = 1'-0"



USG Corporation
550 West Adams Street, Chicago, IL 60661
T. 800-USG4YOU www.USG.com

CEILINGS PLUS® PLANX™ UNIVERSAL SYSTEM DETAILS

ISSUE RECORD:

05/17/24

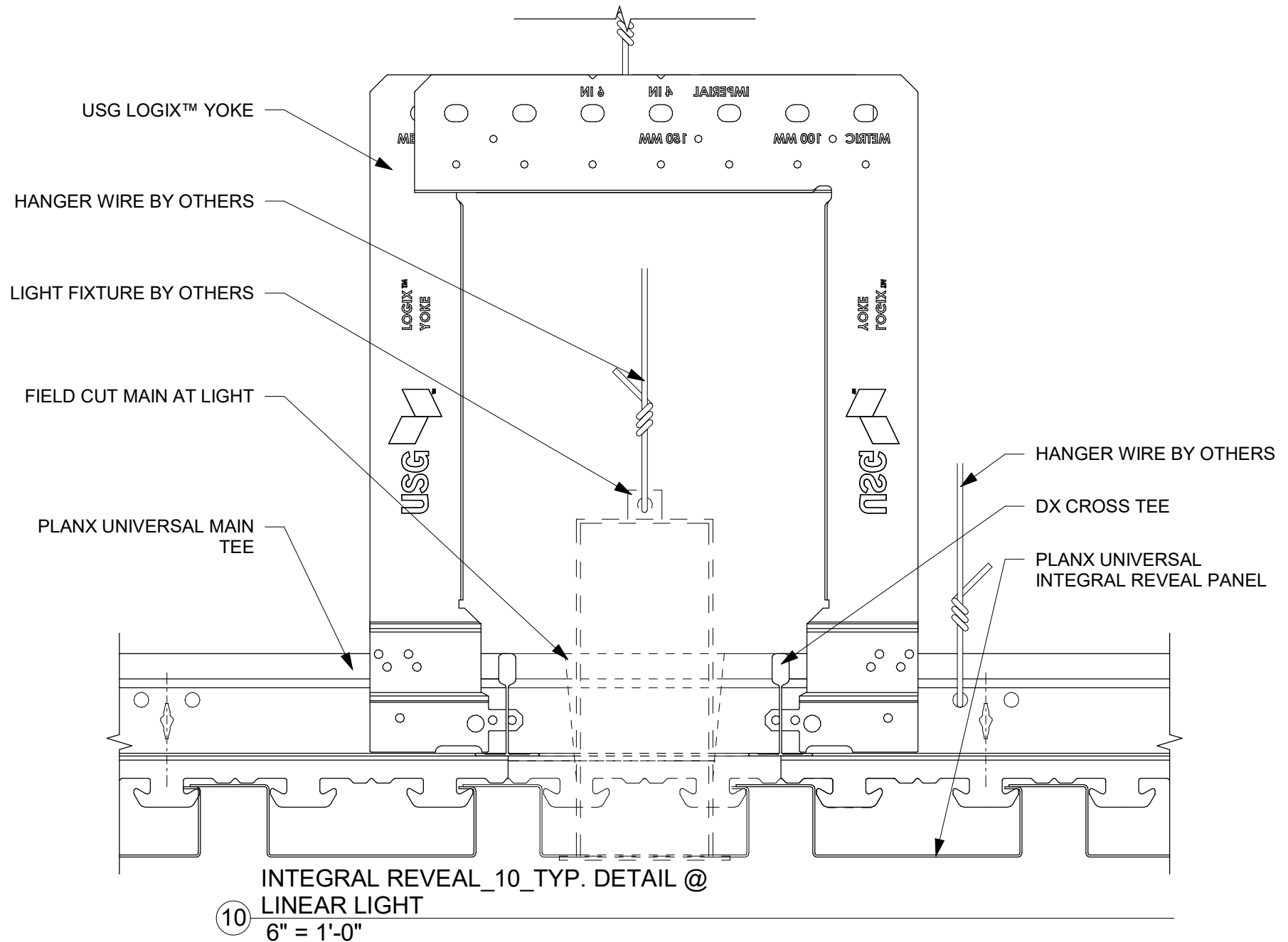
REV: DATE:

SHEET INFORMATION:

SCALE: 6" = 1'-0"

PLXU-IR-DTL 09
INTEGRAL REVEAL - TYP. DETAIL @
LINEAR LIGHT

DISCLAIMER: THE USG PRODUCT DETAILS CONTAINED HEREIN ARE INTENDED FOR USE AS PRODUCT REFERENCE MATERIAL BY ARCHITECTS, ENGINEERS, OTHER DESIGN PROFESSIONALS, CONTRACTORS, BUILDING CODE OFFICIALS, OR OTHER COMPETENT CONSTRUCTION INDUSTRY TRADE PROFESSIONALS HAVING AN INTEREST IN THE SELECTION, SPECIFICATION AND USE OF PRODUCTS MANUFACTURED BY THE SUBSIDIARIES OF USG CORPORATION. THE DRAWINGS ARE INTENDED SOLELY AS TECHNICAL SUPPORT INCIDENT TO THE SALE AND USE OF USG PRODUCTS AND NOT INTENDED TO BE A SUBSTITUTE FOR THE DESIGN REVIEW AND APPROVAL OF THE LICENSED DESIGN PROFESSIONALS FOR THE PROJECT. THESE MATERIALS MAY BE PRINTED AND/OR TRANSFERRED ELECTRONICALLY SOLELY AS NEEDED BY THE USER, BECAUSE CAD ELECTRONIC FILES AND BIM (BUILDING INFORMATION MODELING) FILES CAN BE MODIFIED BY OTHER PARTIES, WITHOUT NOTICE OR INDICATION OF SUCH MODIFICATIONS, MODIFICATION OF USG PRODUCT CAD AND/OR BIM DRAWINGS IS THE SOLE RESPONSIBILITY OF THE DESIGN PROFESSIONAL. ©2023 USG CORPORATION.



USG Corporation
550 West Adams Street, Chicago, IL 60661
T. 800-USG4YOU www.USG.com

CEILING PLUS® PLANX™ UNIVERSAL SYSTEM DETAILS

ISSUE RECORD:

05/17/24

REV: DATE:

SHEET INFORMATION:

SCALE: 6" = 1'-0"

PLXU-IR-DTL 10
INTEGRAL REVEAL - TYP. DETAIL @
LINEAR LIGHT

DISCLAIMER: THE USG PRODUCT DETAILS CONTAINED HEREIN ARE INTENDED FOR USE AS PRODUCT REFERENCE MATERIAL BY ARCHITECTS, ENGINEERS, OTHER DESIGN PROFESSIONALS, CONTRACTORS, BUILDING CODE OFFICIALS, OR OTHER COMPETENT CONSTRUCTION INDUSTRY TRADE PROFESSIONALS HAVING AN INTEREST IN THE SELECTION, SPECIFICATION AND USE OF PRODUCTS MANUFACTURED BY THE SUBSIDIARIES OF USG CORPORATION. THE DRAWINGS ARE INTENDED SOLELY AS TECHNICAL SUPPORT INCIDENT TO THE SALE AND USE OF USG PRODUCTS AND NOT INTENDED TO BE A SUBSTITUTE FOR THE DESIGN REVIEW AND APPROVAL OF THE LICENSED DESIGN PROFESSIONALS FOR THE PROJECT. THESE MATERIALS MAY BE PRINTED AND/OR TRANSFERRED ELECTRONICALLY SOLELY AS NEEDED BY THE USER, BECAUSE CAD/ELECTRONIC FILES AND BIM (BUILDING INFORMATION MODELING) FILES CAN BE MODIFIED BY OTHER PARTIES, WITHOUT NOTICE OR INDICATION OF SUCH MODIFICATIONS. MODIFICATION OF USG PRODUCT CAD AND/OR BIM DRAWINGS IS THE SOLE RESPONSIBILITY OF THE DESIGN PROFESSIONAL. ©2023 USG CORPORATION.

HANGER WIRE BY OTHERS

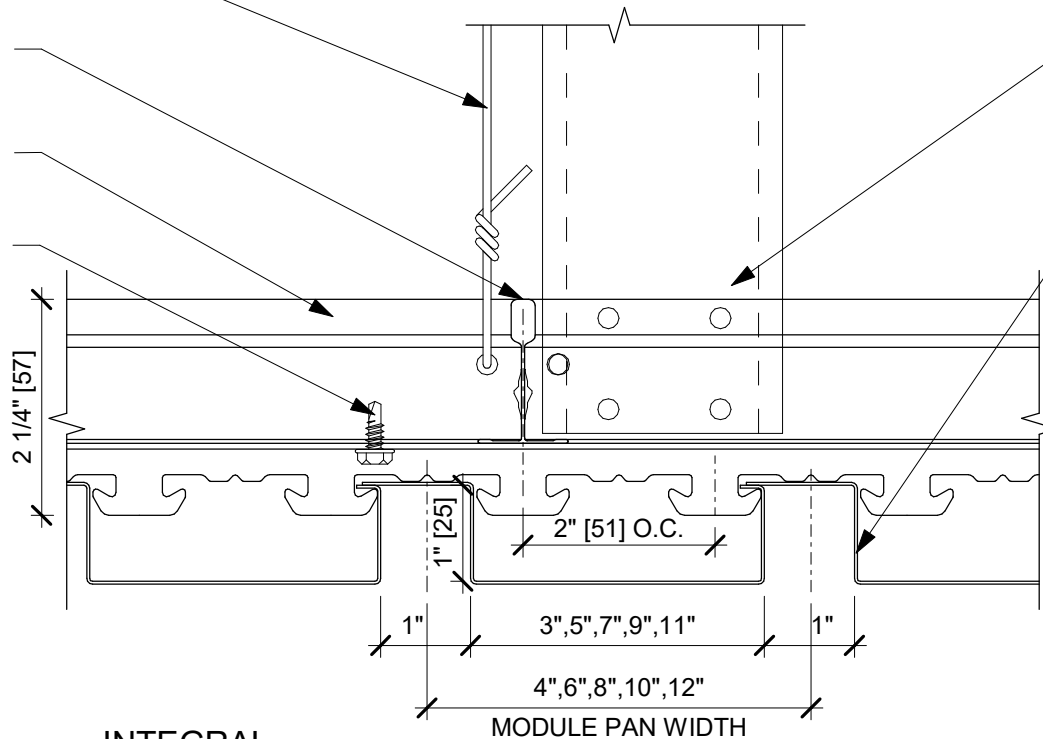
DX CROSS TEE

PLANX UNIVERSAL MAIN
TEE

FACTORY FASTENED

METAL STUD USED AS
COMPRESSION POST ALONG THE
MAIN TEES

PLANX UNIVERSAL INTEGRAL
REVEAL PANEL



INTEGRAL
REVEAL_EXTERIOR_1_SECTION THRU
CROSS TEE

1

6" = 1'-0"



USG Corporation
550 West Adams Street, Chicago, IL 60661
T. 800-USG4YOU www.USG.com

CEILINGS PLUS® PLANX™ UNIVERSAL SYSTEM DETAILS

ISSUE RECORD:

05/17/24

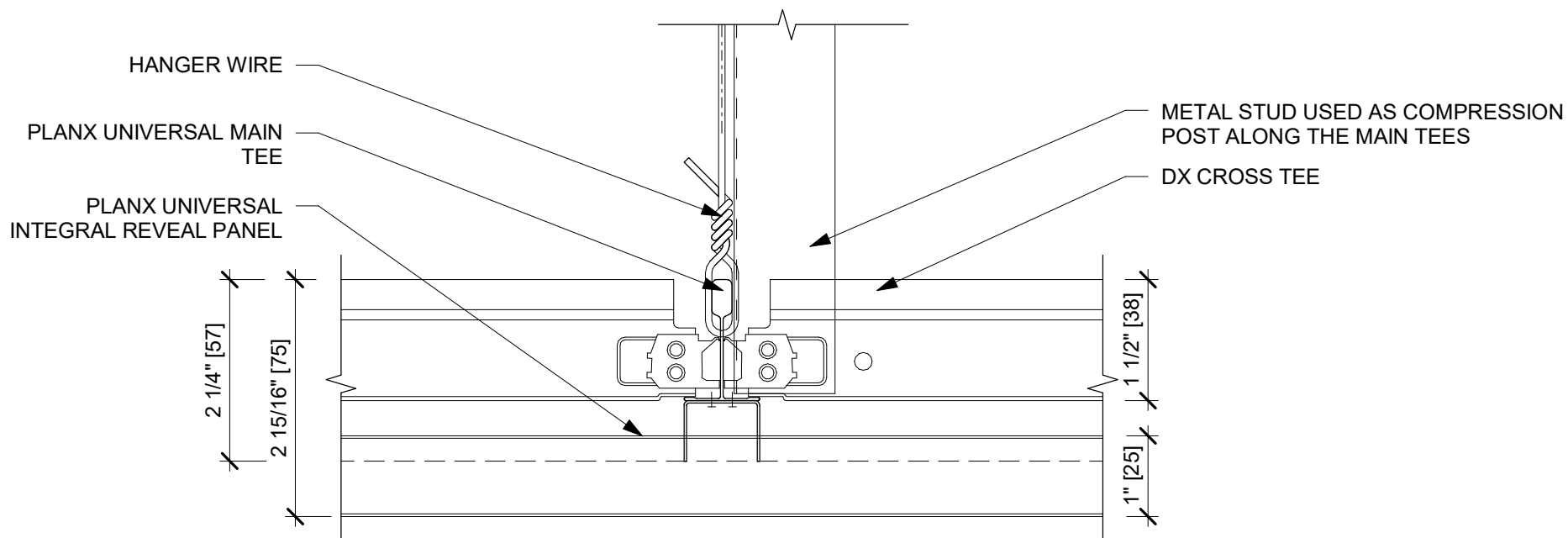
REV: DATE:

SHEET INFORMATION:

SCALE: 6" = 1'-0"

PLXU-IR-DTL 11
INTEGRAL REVEAL - EXTERIOR - 1-
SECTION THRU CROSS TEE

DISCLAIMER: THE USG PRODUCT DETAILS CONTAINED HEREIN ARE INTENDED FOR USE AS PRODUCT REFERENCE MATERIAL BY ARCHITECTS, ENGINEERS, OTHER DESIGN PROFESSIONALS, CONTRACTORS, BUILDING CODE OFFICIALS, OR OTHER COMPETENT CONSTRUCTION INDUSTRY TRADE PROFESSIONALS HAVING AN INTEREST IN THE SELECTION, SPECIFICATION AND USE OF PRODUCTS MANUFACTURED BY THE SUBSIDIARIES OF USG CORPORATION. THE DRAWINGS ARE INTENDED SOLELY AS TECHNICAL SUPPORT INCIDENT TO THE SALE AND USE OF USG PRODUCTS AND NOT INTENDED TO BE A SUBSTITUTE FOR THE DESIGN REVIEW AND APPROVAL OF THE LICENSED DESIGN PROFESSIONALS FOR THE PROJECT. THESE MATERIALS MAY BE PRINTED AND/OR TRANSFERRED ELECTRONICALLY SOLELY AS NEEDED BY THE USER, BECAUSE CAD ELECTRONIC FILES AND BIM (BUILDING INFORMATION MODELING) FILES CAN BE MODIFIED BY OTHER PARTIES, WITHOUT NOTICE OR INDICATION OF SUCH MODIFICATIONS, MODIFICATION OF USG PRODUCT CAD AND/OR BIM DRAWINGS IS THE SOLE RESPONSIBILITY OF THE DESIGN PROFESSIONAL. ©2023 USG CORPORATION.



2
 INTEGRAL
 REVEAL_EXTERIOR_2_SECTION THRU
 MAIN TEE
 6" = 1'-0"



USG Corporation
 550 West Adams Street, Chicago, IL 60661
 T. 800-USG4YOU www.USG.com

CEILINGS PLUS® PLANX™ UNIVERSAL SYSTEM DETAILS

ISSUE RECORD:

05/17/24

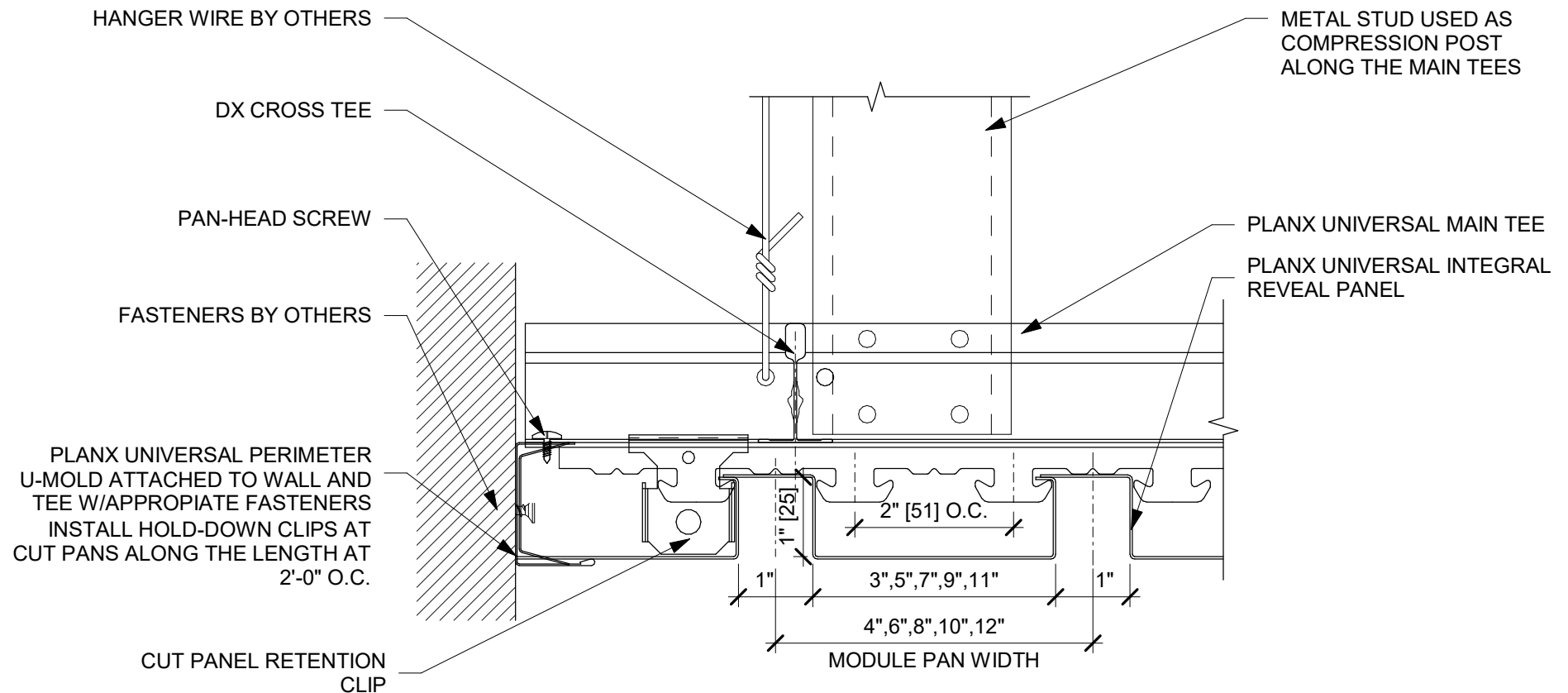
REV: DATE:

SHEET INFORMATION:

SCALE: 6" = 1'-0"

PLXU-IR-DTL 12
INTEGRAL REVEAL - EXTERIOR - 2-
SECTION THRU MAIN TEE

DISCLAIMER: THE USG PRODUCT DETAILS CONTAINED HEREIN ARE INTENDED FOR USE AS PRODUCT REFERENCE MATERIAL BY ARCHITECTS, ENGINEERS, OTHER DESIGN PROFESSIONALS, CONTRACTORS, BUILDING CODE OFFICIALS, OR OTHER COMPETENT CONSTRUCTION INDUSTRY TRADE PROFESSIONALS HAVING AN INTEREST IN THE SELECTION, SPECIFICATION AND USE OF PRODUCTS MANUFACTURED BY THE SUBSIDIARIES OF USG CORPORATION. THE DRAWINGS ARE INTENDED SOLELY AS TECHNICAL SUPPORT INCIDENT TO THE SALE AND USE OF USG PRODUCTS AND NOT INTENDED TO BE A SUBSTITUTE FOR THE DESIGN REVIEW AND APPROVAL OF THE LICENSED DESIGN PROFESSIONALS FOR THE PROJECT. THESE MATERIALS MAY BE PRINTED AND/OR TRANSFERRED ELECTRONICALLY SOLELY AS NEEDED BY THE USER, BECAUSE CAD/ELECTRONIC FILES AND BIM (BUILDING INFORMATION MODELING) FILES CAN BE MODIFIED BY OTHER PARTIES, WITHOUT NOTICE OR INDICATION OF SUCH MODIFICATIONS, MODIFICATION OF USG PRODUCT CAD AND/OR BIM DRAWINGS IS THE SOLE RESPONSIBILITY OF THE DESIGN PROFESSIONAL. ©2023 USG CORPORATION.



INTEGRAL
REVEAL EXTERIOR 3 PERIMETER
DETAIL @ CROSS TEE
③
6" = 1'-0"



USG Corporation
550 West Adams Street, Chicago, IL 60661
T. 800-USG4YOU www.USG.com

CEILINGS PLUS® PLANX™ UNIVERSAL SYSTEM DETAILS

ISSUE RECORD:

05/17/24

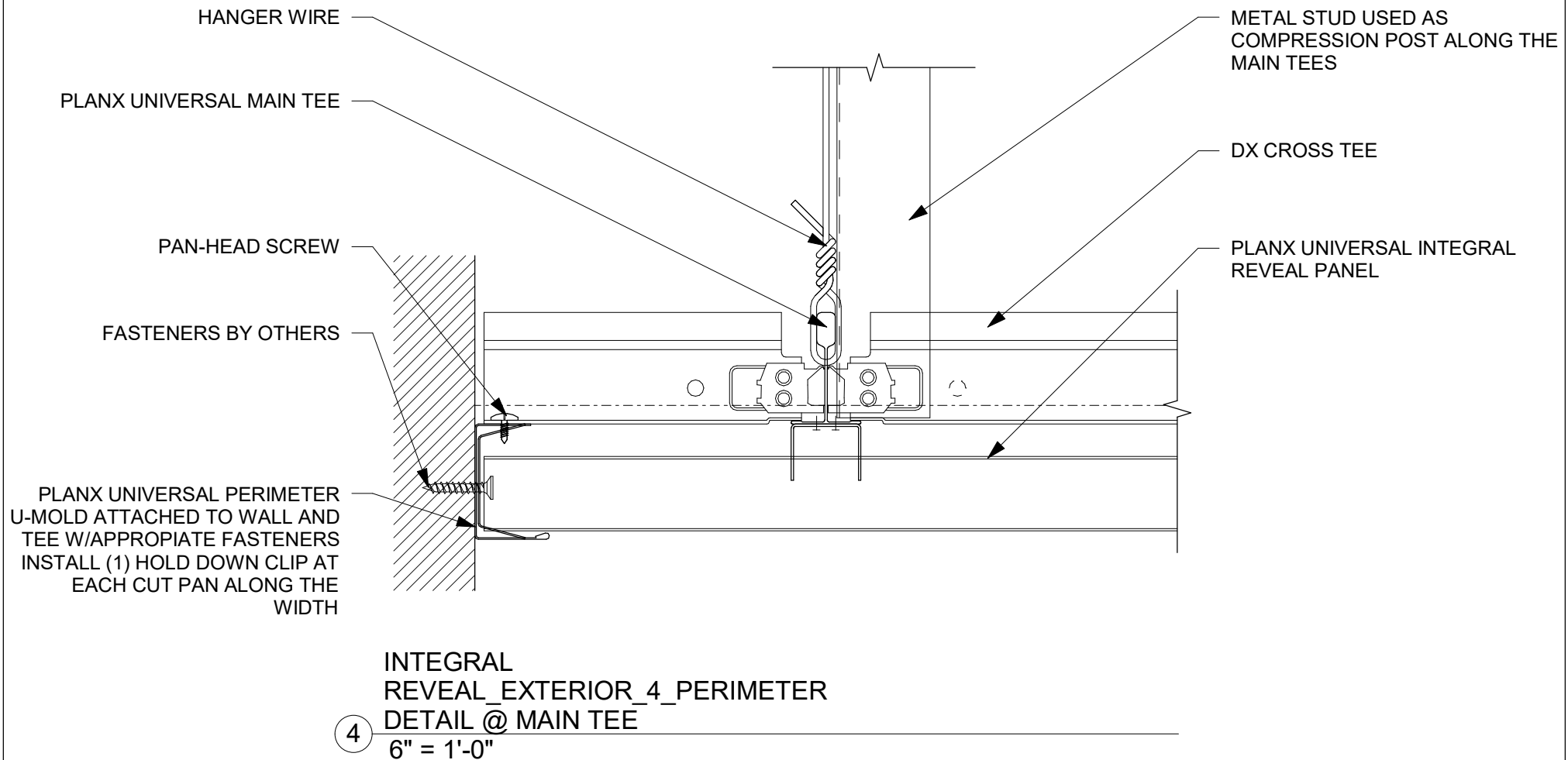
REV: DATE:

SHEET INFORMATION:

SCALE: 6" = 1'-0"

PLXU-IR-DTL 13
INTEGRAL REVEAL - EXTERIOR -3-
PERIMETER DETAIL @ CROSS TEE

DISCLAIMER: THE USG PRODUCT DETAILS CONTAINED HEREIN ARE INTENDED FOR USE AS PRODUCT REFERENCE MATERIAL BY ARCHITECTS, ENGINEERS, OTHER DESIGN PROFESSIONALS, CONTRACTORS, BUILDING CODE OFFICIALS, OR OTHER COMPETENT CONSTRUCTION INDUSTRY TRADE PROFESSIONALS HAVING AN INTEREST IN THE SELECTION, SPECIFICATION AND USE OF PRODUCTS MANUFACTURED BY THE SUBSIDIARIES OF USG CORPORATION. THE DRAWINGS ARE INTENDED SOLELY AS TECHNICAL SUPPORT INCIDENT TO THE SALE AND USE OF USG PRODUCTS AND NOT INTENDED TO BE A SUBSTITUTE FOR THE DESIGN REVIEW AND APPROVAL OF THE LICENSED DESIGN PROFESSIONALS FOR THE PROJECT. THESE MATERIALS MAY BE PRINTED AND/OR TRANSFERRED ELECTRONICALLY SOLELY AS NEEDED BY THE USER, BECAUSE CAD ELECTRONIC FILES AND BIM (BUILDING INFORMATION MODELING) FILES CAN BE MODIFIED BY OTHER PARTIES, WITHOUT NOTICE OR INDICATION OF SUCH MODIFICATIONS, MODIFICATION OF USG PRODUCT CAD AND/OR BIM DRAWINGS IS THE SOLE RESPONSIBILITY OF THE DESIGN PROFESSIONAL. ©2023 USG CORPORATION.



USG Corporation
550 West Adams Street, Chicago, IL 60661
T. 800-USG4YOU www.USG.com

CEILINGS PLUS® PLANX™ UNIVERSAL SYSTEM DETAILS

ISSUE RECORD:

05/17/24

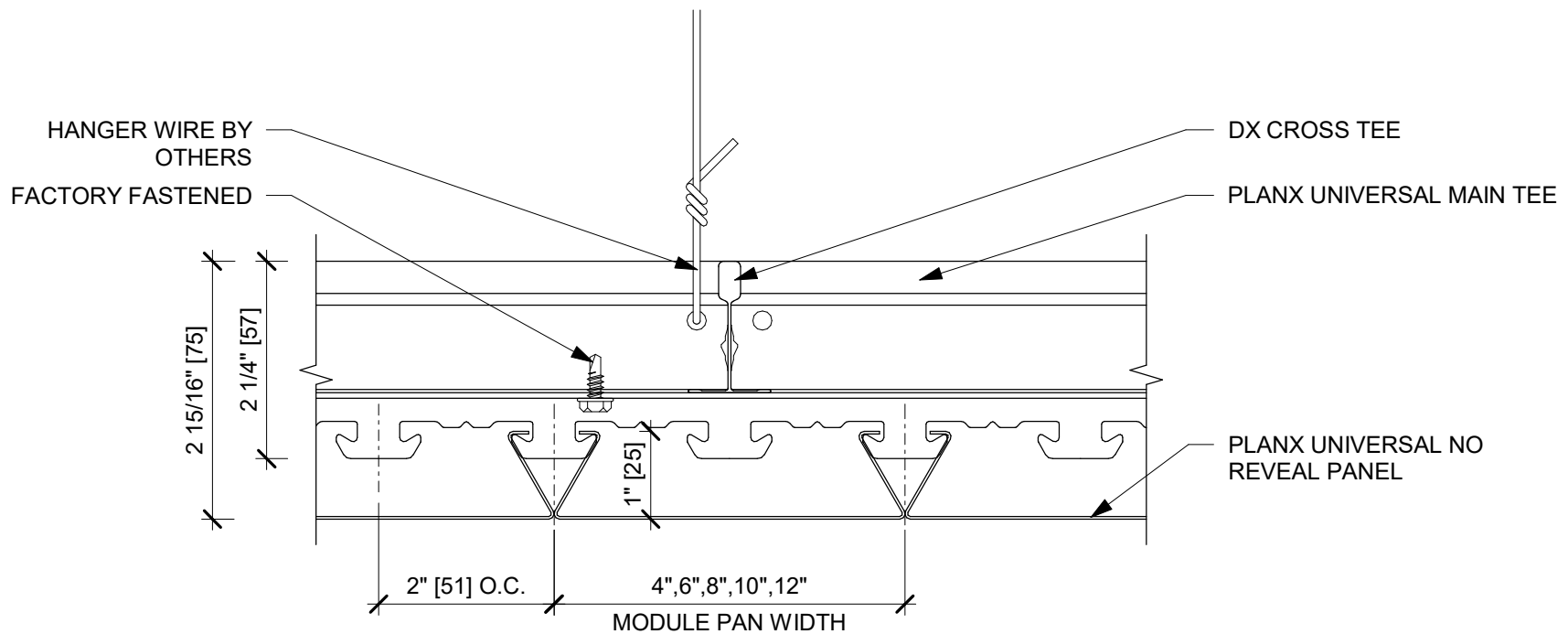
REV: DATE:

SHEET INFORMATION:

SCALE: 6" = 1'-0"

PLXU-IR-DTL 14
INTEGRAL REVEAL - EXTERIOR - 4-
PERIMETER DETAIL @ MAIN TEE

DISCLAIMER: THE USG PRODUCT DETAILS CONTAINED HEREIN ARE INTENDED FOR USE AS PRODUCT REFERENCE MATERIAL BY ARCHITECTS, ENGINEERS, OTHER DESIGN PROFESSIONALS, CONTRACTORS, BUILDING CODE OFFICIALS, OR OTHER COMPETENT CONSTRUCTION INDUSTRY TRADE PROFESSIONALS HAVING AN INTEREST IN THE SELECTION, SPECIFICATION AND USE OF PRODUCTS MANUFACTURED BY THE SUBSIDIARIES OF USG CORPORATION. THE DRAWINGS ARE INTENDED SOLELY AS TECHNICAL SUPPORT INCIDENT TO THE SALE AND USE OF USG PRODUCTS AND NOT INTENDED TO BE A SUBSTITUTE FOR THE DESIGN REVIEW AND APPROVAL OF THE LICENSED DESIGN PROFESSIONALS FOR THE PROJECT. THESE MATERIALS MAY BE PRINTED AND/OR TRANSFERRED ELECTRONICALLY SOLELY AS NEEDED BY THE USER, BECAUSE CAD ELECTRONIC FILES AND BIM (BUILDING INFORMATION MODELING) FILES CAN BE MODIFIED BY OTHER PARTIES, WITHOUT NOTICE OR INDICATION OF SUCH MODIFICATIONS, MODIFICATION OF USG PRODUCT CAD AND/OR BIM DRAWINGS IS THE SOLE RESPONSIBILITY OF THE DESIGN PROFESSIONAL. ©2023 USG CORPORATION.



1 SECTION THRU CROSS TEE
6" = 1'-0"



USG Corporation
550 West Adams Street, Chicago, IL 60661
T. 800-USG4YOU www.USG.com

CEILINGS PLUS® PLANX™ UNIVERSAL SYSTEM DETAILS

ISSUE RECORD:

05/17/24

REV: DATE:

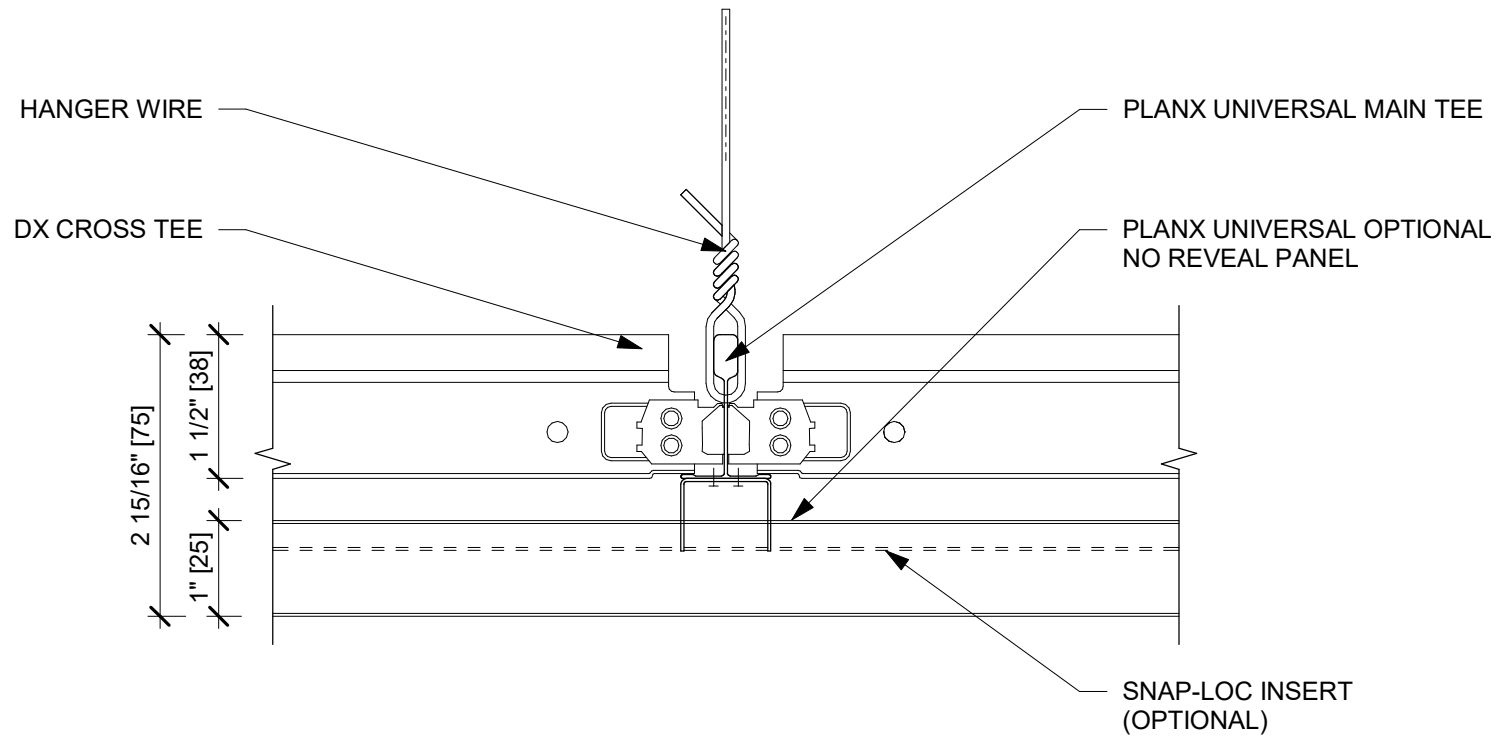
SHEET INFORMATION:

SCALE: 6" = 1'-0"

PLXU-NR-DTL 01

**NO REVEAL - SECTION THRU CROSS
TEE**

DISCLAIMER: THE USG PRODUCT DETAILS CONTAINED HEREIN ARE INTENDED FOR USE AS PRODUCT REFERENCE MATERIAL BY ARCHITECTS, ENGINEERS, OTHER DESIGN PROFESSIONALS, CONTRACTORS, BUILDING CODE OFFICIALS, OR OTHER COMPETENT CONSTRUCTION INDUSTRY TRADE PROFESSIONALS HAVING AN INTEREST IN THE SELECTION, SPECIFICATION AND USE OF PRODUCTS MANUFACTURED BY THE SUBSIDIARIES OF USG CORPORATION. THE DRAWINGS ARE INTENDED SOLELY AS TECHNICAL SUPPORT INCIDENT TO THE SALE AND USE OF USG PRODUCTS AND NOT INTENDED TO BE A SUBSTITUTE FOR THE DESIGN REVIEW AND APPROVAL OF THE LICENSED DESIGN PROFESSIONALS FOR THE PROJECT. THESE MATERIALS MAY BE PRINTED AND/OR TRANSFERRED ELECTRONICALLY SOLELY AS NEEDED BY THE USER, BECAUSE CAD ELECTRONIC FILES AND BIM (BUILDING INFORMATION MODELING) FILES CAN BE MODIFIED BY OTHER PARTIES, WITHOUT NOTICE OR INDICATION OF SUCH MODIFICATIONS, MODIFICATION OF USG PRODUCT CAD AND/OR BIM DRAWINGS IS THE SOLE RESPONSIBILITY OF THE DESIGN PROFESSIONAL. ©2023 USG CORPORATION.



NO REVEAL_2_SECTION THRU MAIN
TEE
2
6" = 1'-0"



USG Corporation
550 West Adams Street, Chicago, IL 60661
T. 800-USG4YOU www.USG.com

CEILINGS PLUS® PLANX™ UNIVERSAL SYSTEM DETAILS

ISSUE RECORD:

05/17/24

REV: DATE:

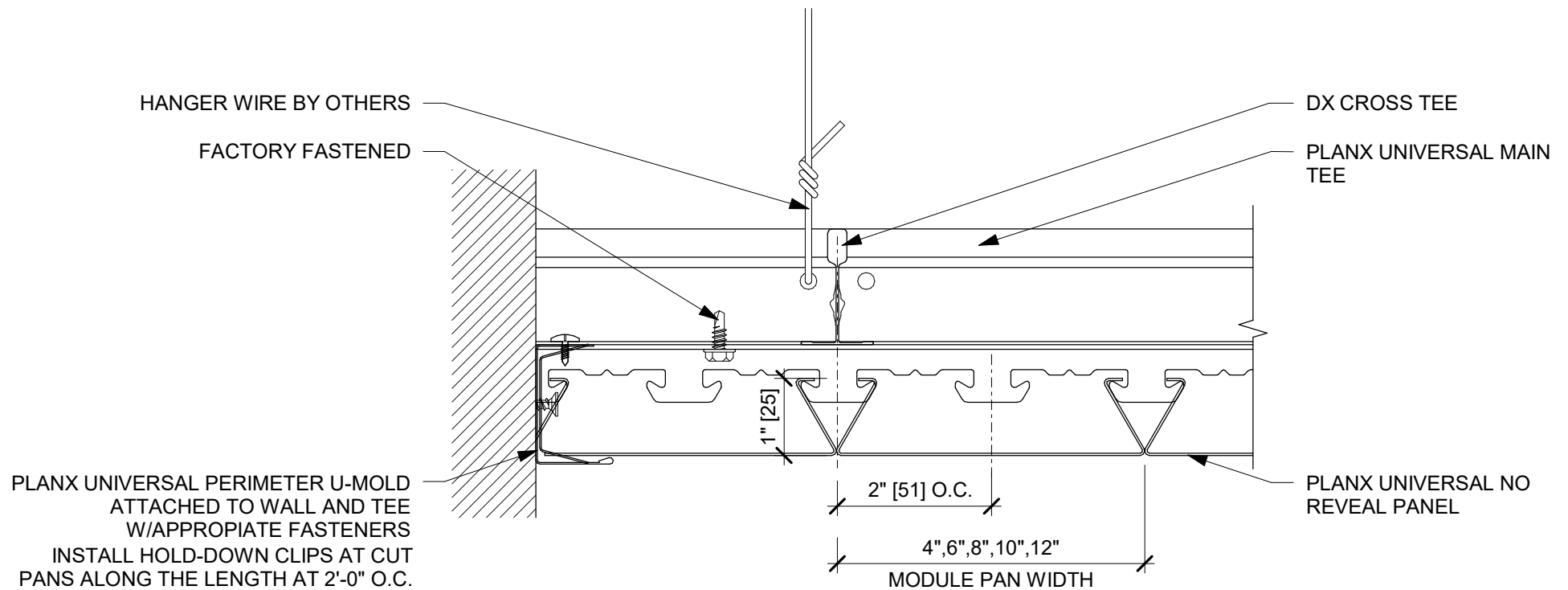
SHEET INFORMATION:

SCALE: 6" = 1'-0"

PLXU-NR-DTL 02

NO REVEAL - SECTION THRU MAIN
TEE

DISCLAIMER: THE USG PRODUCT DETAILS CONTAINED HEREIN ARE INTENDED FOR USE AS PRODUCT REFERENCE MATERIAL BY ARCHITECTS, ENGINEERS, OTHER DESIGN PROFESSIONALS, CONTRACTORS, BUILDING CODE OFFICIALS, OR OTHER COMPETENT CONSTRUCTION INDUSTRY TRADE PROFESSIONALS HAVING AN INTEREST IN THE SELECTION, SPECIFICATION AND USE OF PRODUCTS MANUFACTURED BY THE SUBSIDIARIES OF USG CORPORATION. THE DRAWINGS ARE INTENDED SOLELY AS TECHNICAL SUPPORT INCIDENT TO THE SALE AND USE OF USG PRODUCTS AND NOT INTENDED TO BE A SUBSTITUTE FOR THE DESIGN REVIEW AND APPROVAL OF THE LICENSED DESIGN PROFESSIONALS FOR THE PROJECT. THESE MATERIALS MAY BE PRINTED AND/OR TRANSFERRED ELECTRONICALLY SOLELY AS NEEDED BY THE USER, BECAUSE CAD ELECTRONIC FILES AND BIM (BUILDING INFORMATION MODELING) FILES CAN BE MODIFIED BY OTHER PARTIES, WITHOUT NOTICE OR INDICATION OF SUCH MODIFICATIONS, MODIFICATION OF USG PRODUCT CAD AND/OR BIM DRAWINGS IS THE SOLE RESPONSIBILITY OF THE DESIGN PROFESSIONAL. ©2023 USG CORPORATION.



3 NO REVEAL_3_PERIMETER DETAIL @
CROSS TEE
6" = 1'-0"



USG Corporation
550 West Adams Street, Chicago, IL 60661
T. 800-USG4YOU www.USG.com

CEILINGS PLUS® PLANX™ UNIVERSAL SYSTEM DETAILS

ISSUE RECORD:

05/17/24

REV: DATE:

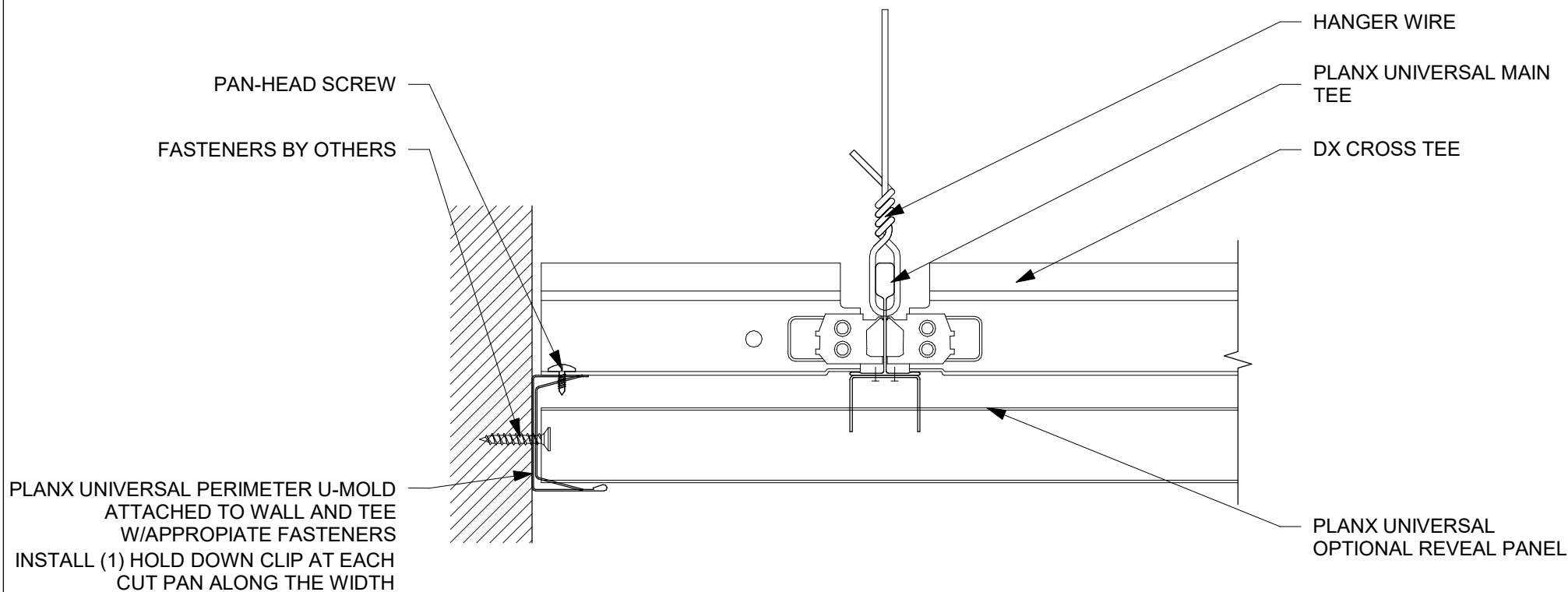
SHEET INFORMATION:

SCALE: 6" = 1'-0"

PLXU-NR-DTL 03

**NO REVEAL - PERIMETER DETAIL @
CROSS TEE**

DISCLAIMER: THE USG PRODUCT DETAILS CONTAINED HEREIN ARE INTENDED FOR USE AS PRODUCT REFERENCE MATERIAL BY ARCHITECTS, ENGINEERS, OTHER DESIGN PROFESSIONALS, CONTRACTORS, BUILDING CODE OFFICIALS, OR OTHER COMPETENT CONSTRUCTION INDUSTRY TRADE PROFESSIONALS HAVING AN INTEREST IN THE SELECTION, SPECIFICATION AND USE OF PRODUCTS MANUFACTURED BY THE SUBSIDIARIES OF USG CORPORATION. THE DRAWINGS ARE INTENDED SOLELY AS TECHNICAL SUPPORT INCIDENT TO THE SALE AND USE OF USG PRODUCTS AND NOT INTENDED TO BE A SUBSTITUTE FOR THE DESIGN REVIEW AND APPROVAL OF THE LICENSED DESIGN PROFESSIONALS FOR THE PROJECT. THESE MATERIALS MAY BE PRINTED AND/OR TRANSFERRED ELECTRONICALLY SOLELY AS NEEDED BY THE USER, BECAUSE CAD ELECTRONIC FILES AND BIM (BUILDING INFORMATION MODELING) FILES CAN BE MODIFIED BY OTHER PARTIES, WITHOUT NOTICE OR INDICATION OF SUCH MODIFICATIONS, MODIFICATION OF USG PRODUCT CAD AND/OR BIM DRAWINGS IS THE SOLE RESPONSIBILITY OF THE DESIGN PROFESSIONAL. ©2023 USG CORPORATION.



NO REVEAL_4_PERIMETER DETAIL @
 4 MAIN TEE
 6" = 1'-0"



USG Corporation
 550 West Adams Street, Chicago, IL 60661
 T. 800-USG4YOU www.USG.com

CEILINGS PLUS® PLANX™ UNIVERSAL SYSTEM DETAILS

ISSUE RECORD:

05/17/24

REV: DATE:

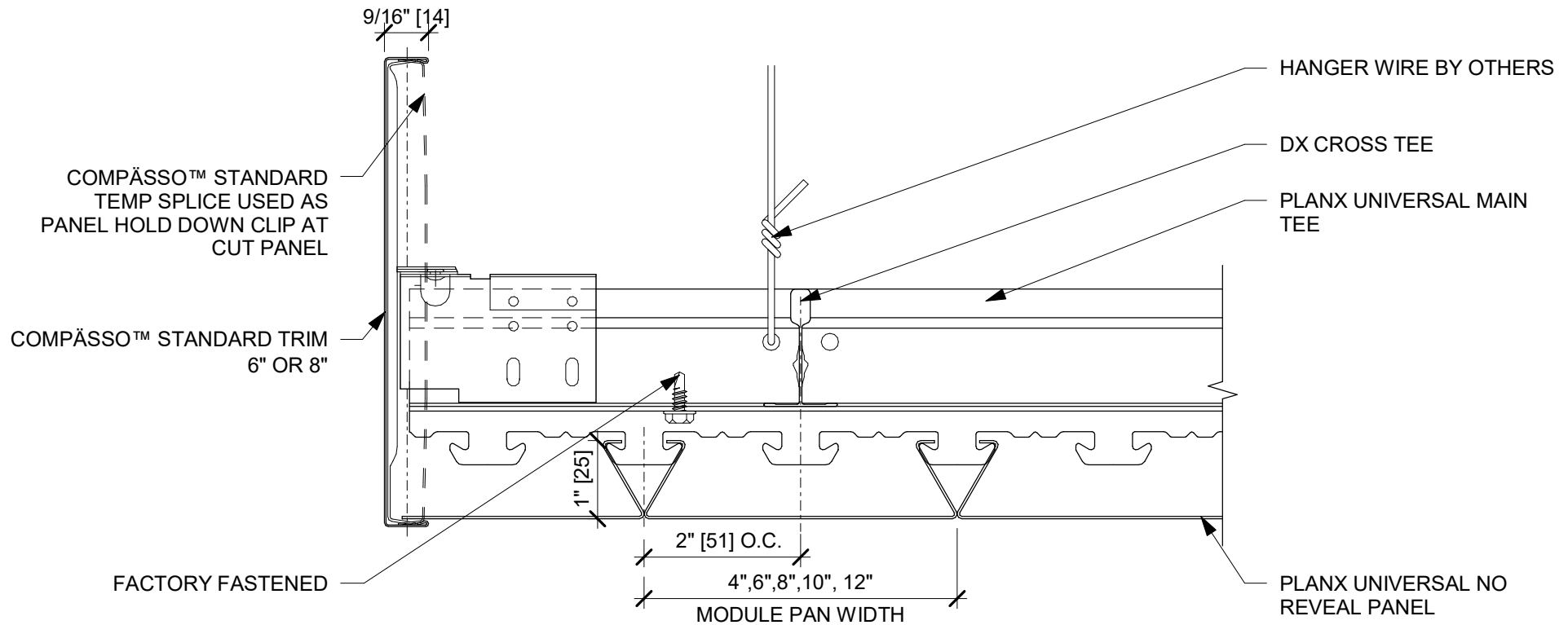
SHEET INFORMATION:

SCALE: 6" = 1'-0"

PLXU-NR-DTL 04

**NO REVEAL - PERIMETER DETAIL @
 MAIN TEE**

DISCLAIMER: THE USG PRODUCT DETAILS CONTAINED HEREIN ARE INTENDED FOR USE AS PRODUCT REFERENCE MATERIAL BY ARCHITECTS, ENGINEERS, OTHER DESIGN PROFESSIONALS, CONTRACTORS, BUILDING CODE OFFICIALS, OR OTHER COMPETENT CONSTRUCTION INDUSTRY TRADE PROFESSIONALS HAVING AN INTEREST IN THE SELECTION, SPECIFICATION AND USE OF PRODUCTS MANUFACTURED BY THE SUBSIDIARIES OF USG CORPORATION. THE DRAWINGS ARE INTENDED SOLELY AS TECHNICAL SUPPORT INCIDENT TO THE SALE AND USE OF USG PRODUCTS AND NOT INTENDED TO BE A SUBSTITUTE FOR THE DESIGN REVIEW AND APPROVAL OF THE LICENSED DESIGN PROFESSIONALS FOR THE PROJECT. THESE MATERIALS MAY BE PRINTED AND/OR TRANSFERRED ELECTRONICALLY SOLELY AS NEEDED BY THE USER, BECAUSE CAD ELECTRONIC FILES AND BIM (BUILDING INFORMATION MODELING) FILES CAN BE MODIFIED BY OTHER PARTIES, WITHOUT NOTICE OR INDICATION OF SUCH MODIFICATIONS, MODIFICATION OF USG PRODUCT CAD AND/OR BIM DRAWINGS IS THE SOLE RESPONSIBILITY OF THE DESIGN PROFESSIONAL. ©2023 USG CORPORATION.



5 NO REVEAL_5_COMPASSO STD DETAIL
@ CROSS TEE
6" = 1'-0"



USG Corporation
550 West Adams Street, Chicago, IL 60661
T. 800-USG4YOU www.USG.com

CEILINGS PLUS® PLANX™ UNIVERSAL SYSTEM DETAILS

ISSUE RECORD:

05/17/24

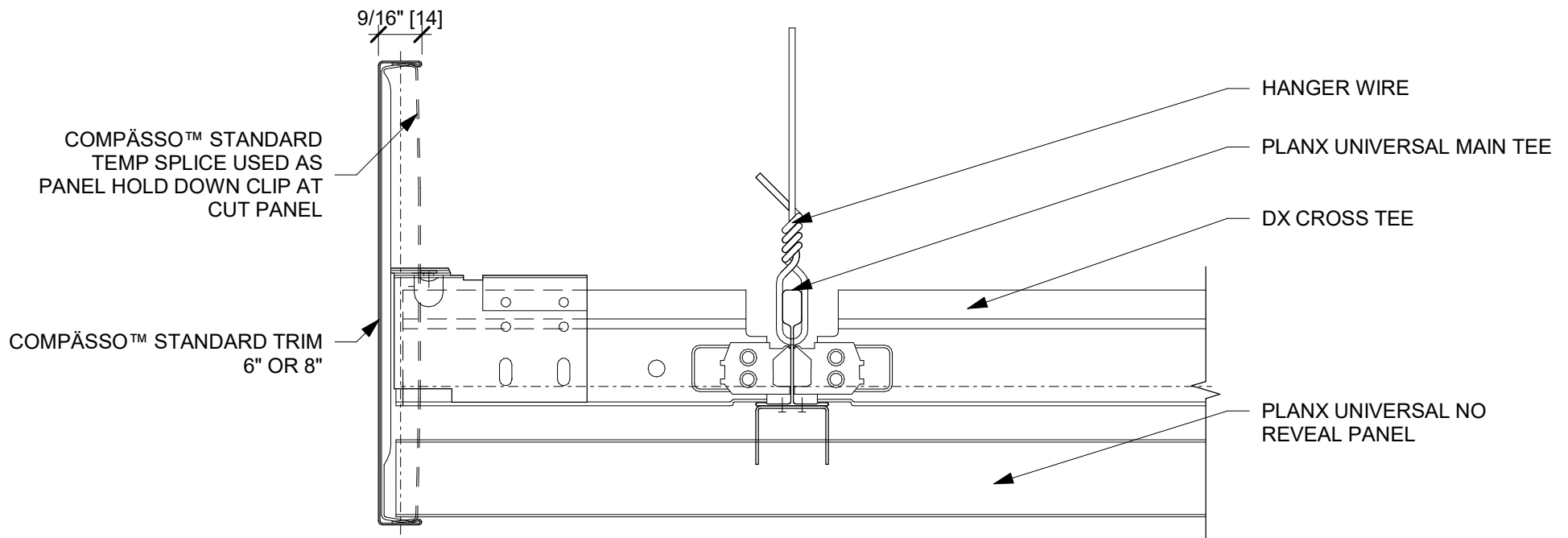
REV: DATE:

SHEET INFORMATION:

SCALE: 6" = 1'-0"

PLXU-NR-DTL 05
NO REVEAL - COMPASSO STD
DETAIL @ CROSS TEE

DISCLAIMER: THE USG PRODUCT DETAILS CONTAINED HEREIN ARE INTENDED FOR USE AS PRODUCT REFERENCE MATERIAL BY ARCHITECTS, ENGINEERS, OTHER DESIGN PROFESSIONALS, CONTRACTORS, BUILDING CODE OFFICIALS, OR OTHER COMPETENT CONSTRUCTION INDUSTRY TRADE PROFESSIONALS HAVING AN INTEREST IN THE SELECTION, SPECIFICATION AND USE OF PRODUCTS MANUFACTURED BY THE SUBSIDIARIES OF USG CORPORATION. THE DRAWINGS ARE INTENDED SOLELY AS TECHNICAL SUPPORT INCIDENT TO THE SALE AND USE OF USG PRODUCTS AND NOT INTENDED TO BE A SUBSTITUTE FOR THE DESIGN REVIEW AND APPROVAL OF THE LICENSED DESIGN PROFESSIONALS FOR THE PROJECT. THESE MATERIALS MAY BE PRINTED AND/OR TRANSFERRED ELECTRONICALLY SOLELY AS NEEDED BY THE USER, BECAUSE CAD ELECTRONIC FILES AND BIM (BUILDING INFORMATION MODELING) FILES CAN BE MODIFIED BY OTHER PARTIES, WITHOUT NOTICE OR INDICATION OF SUCH MODIFICATIONS, MODIFICATION OF USG PRODUCT CAD AND/OR BIM DRAWINGS IS THE SOLE RESPONSIBILITY OF THE DESIGN PROFESSIONAL. ©2023 USG CORPORATION.



NO REVEAL_6_COMPASSO STD DETAIL
 @ MAIN TEE
 6" = 1'-0"



USG Corporation
 550 West Adams Street, Chicago, IL 60661
 T. 800-USG4YOU www.USG.com

CEILINGS PLUS® PLANX™ UNIVERSAL SYSTEM DETAILS

ISSUE RECORD:

05/17/24

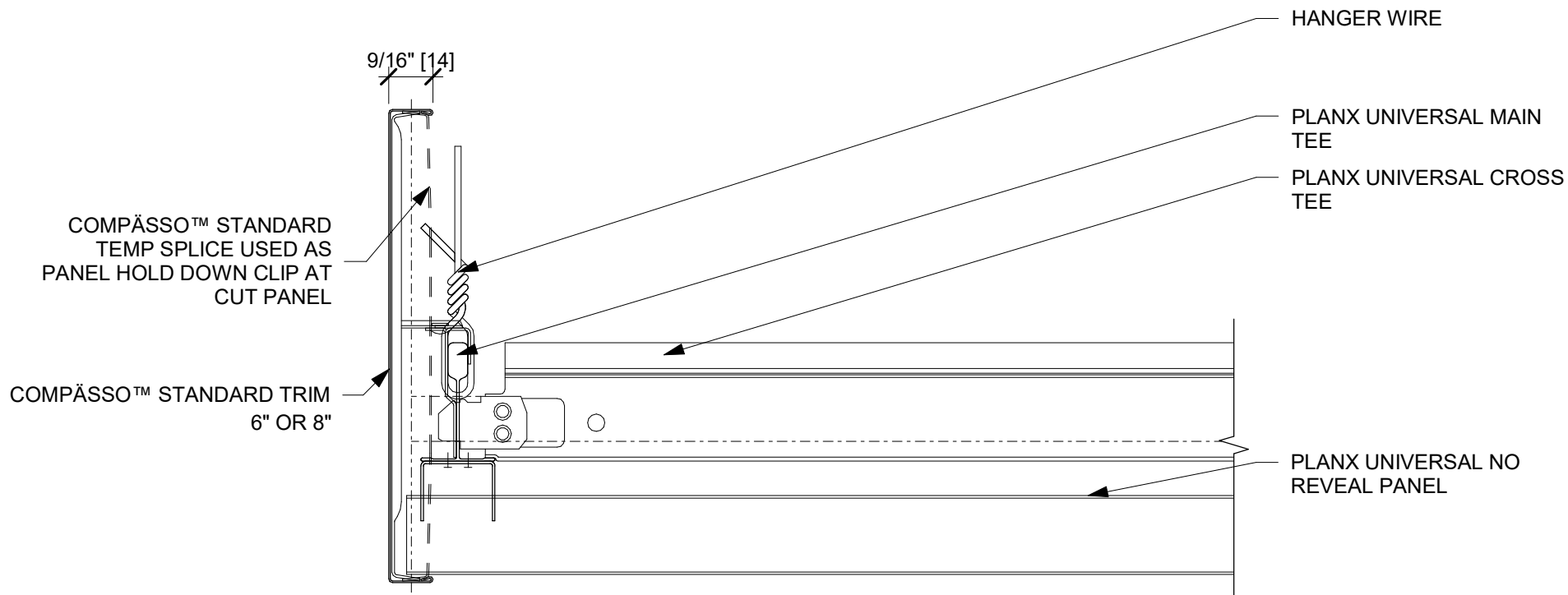
REV: DATE:

SHEET INFORMATION:

SCALE: 6" = 1'-0"

PLXU-NR-DTL 06
NO REVEAL - COMPASSO STD
DETAIL @ MAIN TEE

DISCLAIMER: THE USG PRODUCT DETAILS CONTAINED HEREIN ARE INTENDED FOR USE AS PRODUCT REFERENCE MATERIAL BY ARCHITECTS, ENGINEERS, OTHER DESIGN PROFESSIONALS, CONTRACTORS, BUILDING CODE OFFICIALS, OR OTHER COMPETENT CONSTRUCTION INDUSTRY TRADE PROFESSIONALS HAVING AN INTEREST IN THE SELECTION, SPECIFICATION AND USE OF PRODUCTS MANUFACTURED BY THE SUBSIDIARIES OF USG CORPORATION. THE DRAWINGS ARE INTENDED SOLELY AS TECHNICAL SUPPORT INCIDENT TO THE SALE AND USE OF USG PRODUCTS AND NOT INTENDED TO BE A SUBSTITUTE FOR THE DESIGN REVIEW AND APPROVAL OF THE LICENSED DESIGN PROFESSIONALS FOR THE PROJECT. THESE MATERIALS MAY BE PRINTED AND/OR TRANSFERRED ELECTRONICALLY SOLELY AS NEEDED BY THE USER, BECAUSE CAD ELECTRONIC FILES AND BIM (BUILDING INFORMATION MODELING) FILES CAN BE MODIFIED BY OTHER PARTIES, WITHOUT NOTICE OR INDICATION OF SUCH MODIFICATIONS, MODIFICATION OF USG PRODUCT CAD AND/OR BIM DRAWINGS IS THE SOLE RESPONSIBILITY OF THE DESIGN PROFESSIONAL. ©2023 USG CORPORATION.



NO REVEAL_7_COMPASSO STD DETAIL
 ⑦ @ MAIN TEE
 6" = 1'-0"



USG Corporation
 550 West Adams Street, Chicago, IL 60661
 T. 800-USG4YOU www.USG.com

CEILINGS PLUS® PLANX™ UNIVERSAL SYSTEM DETAILS

ISSUE RECORD:

05/17/24

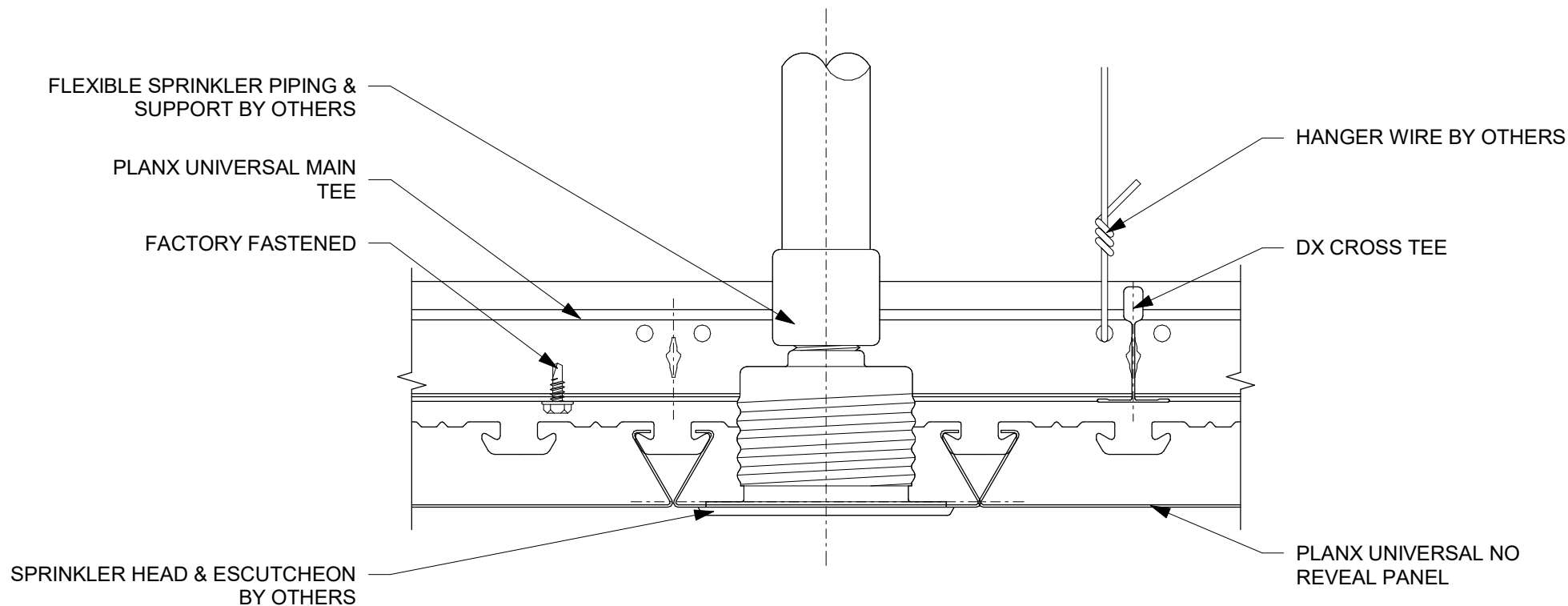
REV: DATE:

SHEET INFORMATION:

SCALE: 6" = 1'-0"

PLXU-NR-DTL 07
NO REVEAL - COMPASSO STD
DETAIL @ MAIN TEE

DISCLAIMER: THE USG PRODUCT DETAILS CONTAINED HEREIN ARE INTENDED FOR USE AS PRODUCT REFERENCE MATERIAL BY ARCHITECTS, ENGINEERS, OTHER DESIGN PROFESSIONALS, CONTRACTORS, BUILDING CODE OFFICIALS, OR OTHER COMPETENT CONSTRUCTION INDUSTRY TRADE PROFESSIONALS HAVING AN INTEREST IN THE SELECTION, SPECIFICATION AND USE OF PRODUCTS MANUFACTURED BY THE SUBSIDIARIES OF USG CORPORATION. THE DRAWINGS ARE INTENDED SOLELY AS TECHNICAL SUPPORT INCIDENT TO THE SALE AND USE OF USG PRODUCTS AND NOT INTENDED TO BE A SUBSTITUTE FOR THE DESIGN REVIEW AND APPROVAL OF THE LICENSED DESIGN PROFESSIONALS FOR THE PROJECT. THESE MATERIALS MAY BE PRINTED AND/OR TRANSFERRED ELECTRONICALLY SOLELY AS NEEDED BY THE USER, BECAUSE CAD ELECTRONIC FILES AND BIM (BUILDING INFORMATION MODELING) FILES CAN BE MODIFIED BY OTHER PARTIES, WITHOUT NOTICE OR INDICATION OF SUCH MODIFICATIONS, MODIFICATION OF USG PRODUCT CAD AND/OR BIM DRAWINGS IS THE SOLE RESPONSIBILITY OF THE DESIGN PROFESSIONAL. ©2023 USG CORPORATION.



8 NO REVEAL_8_TYP. DETAIL @
SPRINKLER
6" = 1'-0"



USG Corporation
550 West Adams Street, Chicago, IL 60661
T. 800-USG4YOU www.USG.com

CEILINGS PLUS® PLANX™ UNIVERSAL SYSTEM DETAILS

ISSUE RECORD:

05/17/24

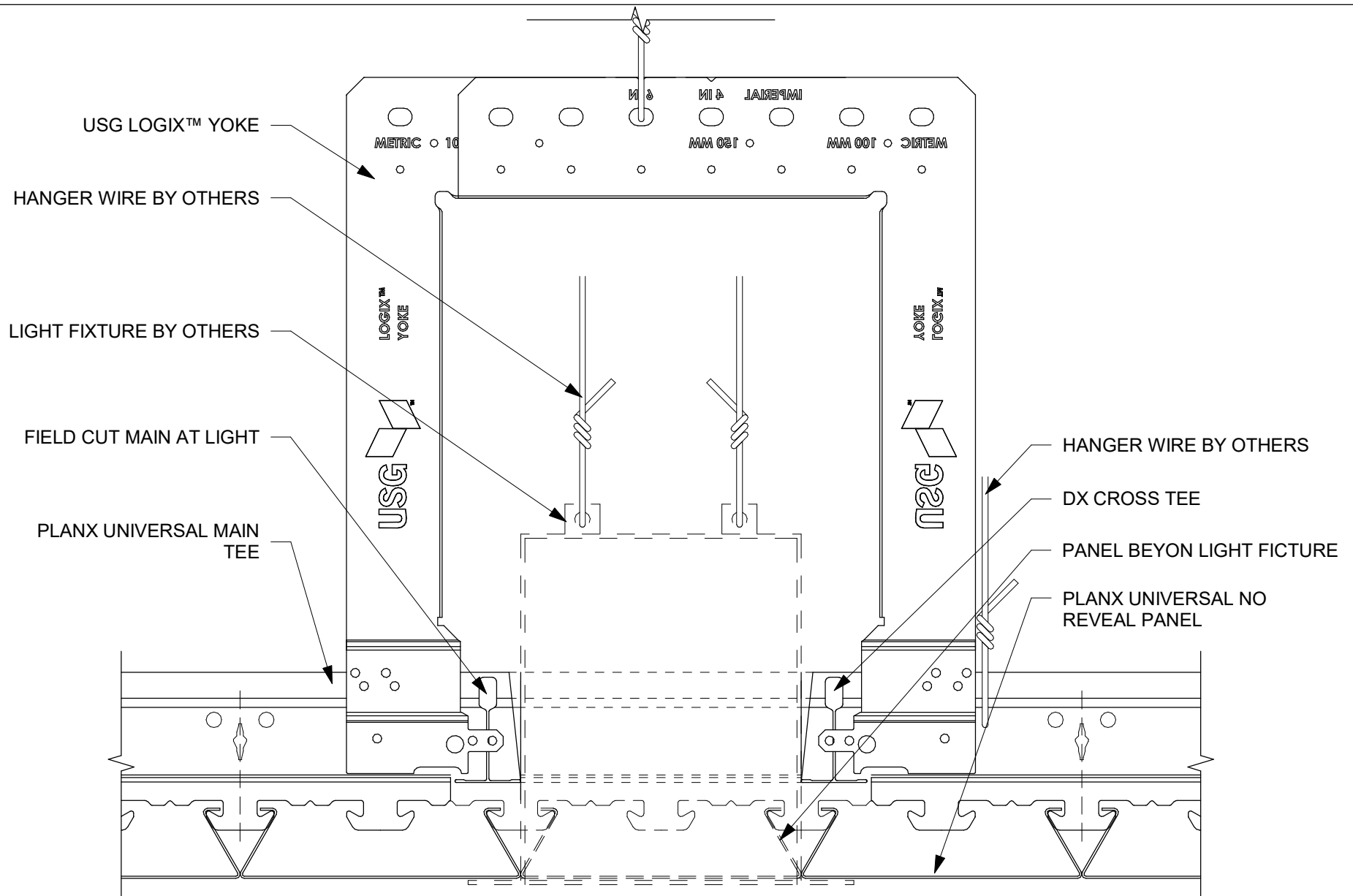
REV: DATE:

SHEET INFORMATION:

SCALE: 6" = 1'-0"

PLXU-NR-DTL 08
NO REVEAL - TYP. DETAIL @
SPRINKLER

DISCLAIMER: THE USG PRODUCT DETAILS CONTAINED HEREIN ARE INTENDED FOR USE AS PRODUCT REFERENCE MATERIAL BY ARCHITECTS, ENGINEERS, OTHER DESIGN PROFESSIONALS, CONTRACTORS, BUILDING CODE OFFICIALS, OR OTHER COMPETENT CONSTRUCTION INDUSTRY TRADE PROFESSIONALS HAVING AN INTEREST IN THE SELECTION, SPECIFICATION AND USE OF PRODUCTS MANUFACTURED BY THE SUBSIDIARIES OF USG CORPORATION. THE DRAWINGS ARE INTENDED SOLELY AS TECHNICAL SUPPORT INCIDENT TO THE SALE AND USE OF USG PRODUCTS AND NOT INTENDED TO BE A SUBSTITUTE FOR THE DESIGN REVIEW AND APPROVAL OF THE LICENSED DESIGN PROFESSIONALS FOR THE PROJECT. THESE MATERIALS MAY BE PRINTED AND/OR TRANSFERRED ELECTRONICALLY SOLELY AS NEEDED BY THE USER, BECAUSE CAD ELECTRONIC FILES AND BIM (BUILDING INFORMATION MODELING) FILES CAN BE MODIFIED BY OTHER PARTIES, WITHOUT NOTICE OR INDICATION OF SUCH MODIFICATIONS, MODIFICATION OF USG PRODUCT CAD AND/OR BIM DRAWINGS IS THE SOLE RESPONSIBILITY OF THE DESIGN PROFESSIONAL. ©2023 USG CORPORATION.



9 NO REVEAL_9_TYP. DETAIL @ LINEAR
LIGHT
6" = 1'-0"



USG Corporation
550 West Adams Street, Chicago, IL 60661
T. 800-USG4YOU www.USG.com

CEILING PLUS® PLANX™ UNIVERSAL SYSTEM DETAILS

ISSUE RECORD:

05/17/24

REV: DATE:

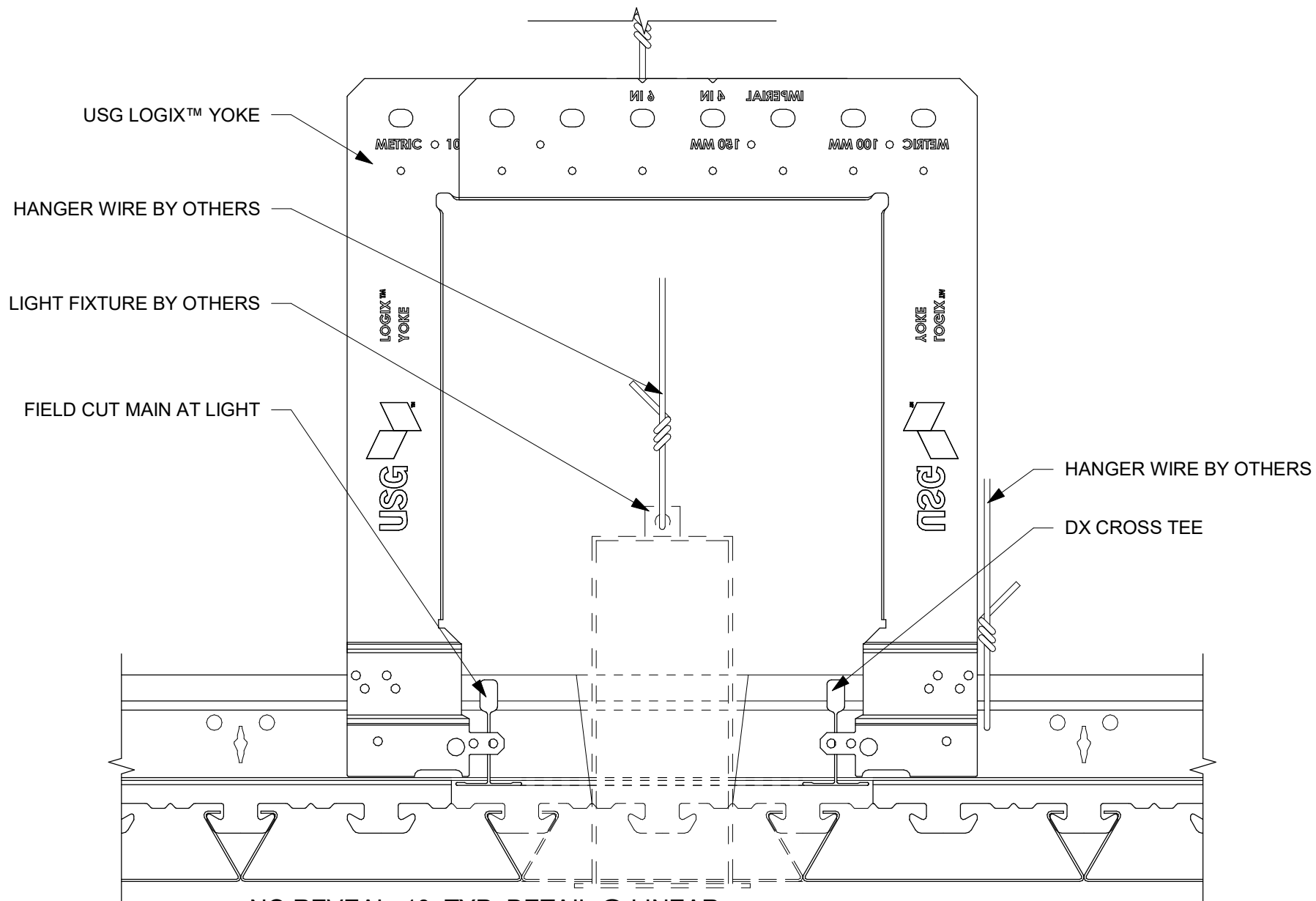
SHEET INFORMATION:

SCALE: 6" = 1'-0"

PLXU-NR-DTL 09

**NO REVEAL - TYP. DETAIL @ LINEAR
LIGHT**

DISCLAIMER: THE USG PRODUCT DETAILS CONTAINED HEREIN ARE INTENDED FOR USE AS PRODUCT REFERENCE MATERIAL BY ARCHITECTS, ENGINEERS, OTHER DESIGN PROFESSIONALS, CONTRACTORS, BUILDING CODE OFFICIALS, OR OTHER COMPETENT CONSTRUCTION INDUSTRY TRADE PROFESSIONALS HAVING AN INTEREST IN THE SELECTION, SPECIFICATION AND USE OF PRODUCTS MANUFACTURED BY THE SUBSIDIARIES OF USG CORPORATION. THE DRAWINGS ARE INTENDED SOLELY AS TECHNICAL SUPPORT INCIDENT TO THE SALE AND USE OF USG PRODUCTS AND NOT INTENDED TO BE A SUBSTITUTE FOR THE DESIGN REVIEW AND APPROVAL OF THE LICENSED DESIGN PROFESSIONALS FOR THE PROJECT. THESE MATERIALS MAY BE PRINTED AND/OR TRANSFERRED ELECTRONICALLY SOLELY AS NEEDED BY THE USER, BECAUSE CAD ELECTRONIC FILES AND BIM (BUILDING INFORMATION MODELING) FILES CAN BE MODIFIED BY OTHER PARTIES, WITHOUT NOTICE OR INDICATION OF SUCH MODIFICATIONS, MODIFICATION OF USG PRODUCT CAD AND/OR BIM DRAWINGS IS THE SOLE RESPONSIBILITY OF THE DESIGN PROFESSIONAL. ©2023 USG CORPORATION.



NO REVEAL_10_TYP. DETAIL @ LINEAR
LIGHT
6" = 1'-0"



USG Corporation
550 West Adams Street, Chicago, IL 60661
T. 800-USG4YOU www.USG.com

CEILING PLUS® PLANX™ UNIVERSAL SYSTEM DETAILS

ISSUE RECORD:

05/17/24

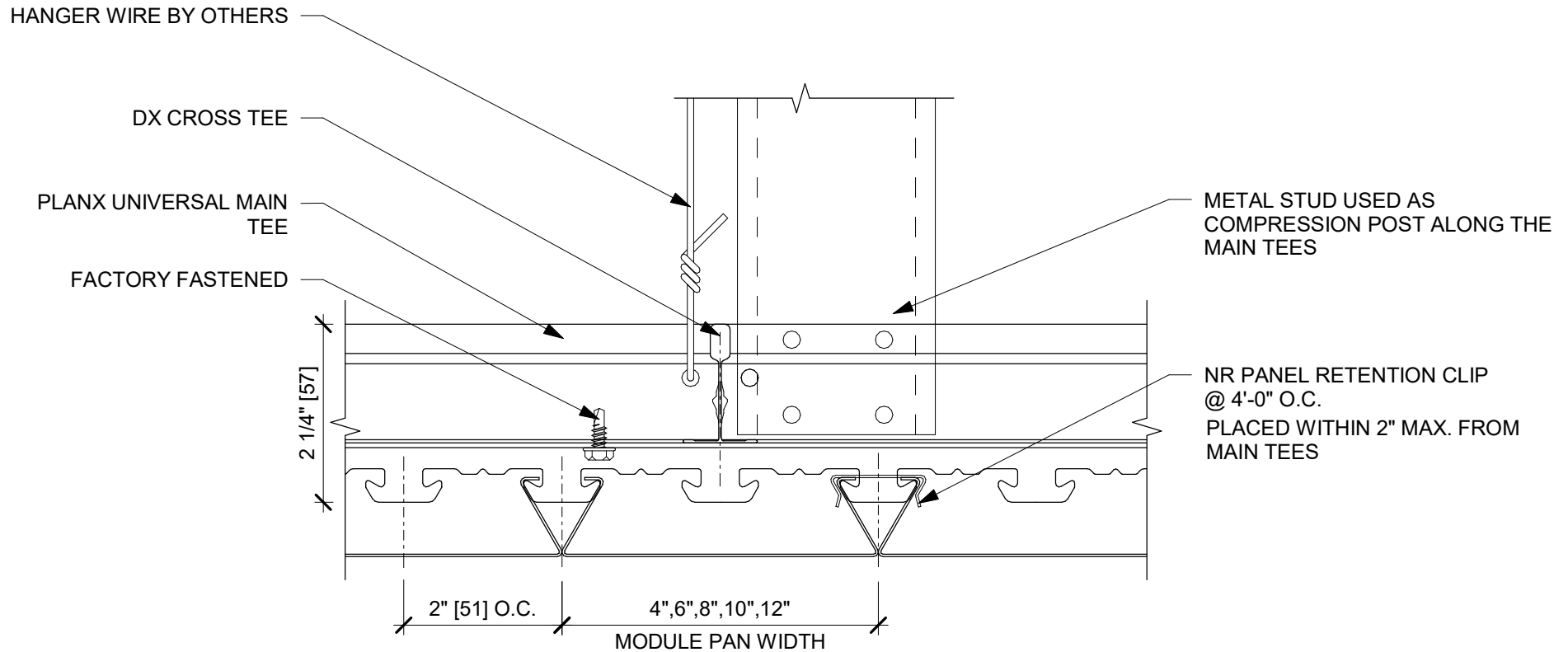
REV: DATE:

SHEET INFORMATION:

SCALE: 6" = 1'-0"

PLXU-NR-DTL 10
NO REVEAL - TYP. DETAIL @ LINEAR
LIGHT

DISCLAIMER: THE USG PRODUCT DETAILS CONTAINED HEREIN ARE INTENDED FOR USE AS PRODUCT REFERENCE MATERIAL BY ARCHITECTS, ENGINEERS, OTHER DESIGN PROFESSIONALS, CONTRACTORS, BUILDING CODE OFFICIALS, OR OTHER COMPETENT CONSTRUCTION INDUSTRY TRADE PROFESSIONALS HAVING AN INTEREST IN THE SELECTION, SPECIFICATION AND USE OF PRODUCTS MANUFACTURED BY THE SUBSIDIARIES OF USG CORPORATION. THE DRAWINGS ARE INTENDED SOLELY AS TECHNICAL SUPPORT INCIDENT TO THE SALE AND USE OF USG PRODUCTS AND NOT INTENDED TO BE A SUBSTITUTE FOR THE DESIGN REVIEW AND APPROVAL OF THE LICENSED DESIGN PROFESSIONALS FOR THE PROJECT. THESE MATERIALS MAY BE PRINTED AND/OR TRANSFERRED ELECTRONICALLY SOLELY AS NEEDED BY THE USER, BECAUSE CAD ELECTRONIC FILES AND BIM (BUILDING INFORMATION MODELING) FILES CAN BE MODIFIED BY OTHER PARTIES, WITHOUT NOTICE OR INDICATION OF SUCH MODIFICATIONS, MODIFICATION OF USG PRODUCT CAD AND/OR BIM DRAWINGS IS THE SOLE RESPONSIBILITY OF THE DESIGN PROFESSIONAL. ©2023 USG CORPORATION.



NO REVEAL_EXTERIOR_1_SECTION
 1 THRU CROSS TEE
 6" = 1'-0"



USG Corporation
 550 West Adams Street, Chicago, IL 60661
 T. 800-USG4YOU www.USG.com

CEILINGS PLUS® PLANX™ UNIVERSAL SYSTEM DETAILS

ISSUE RECORD:

05/17/24

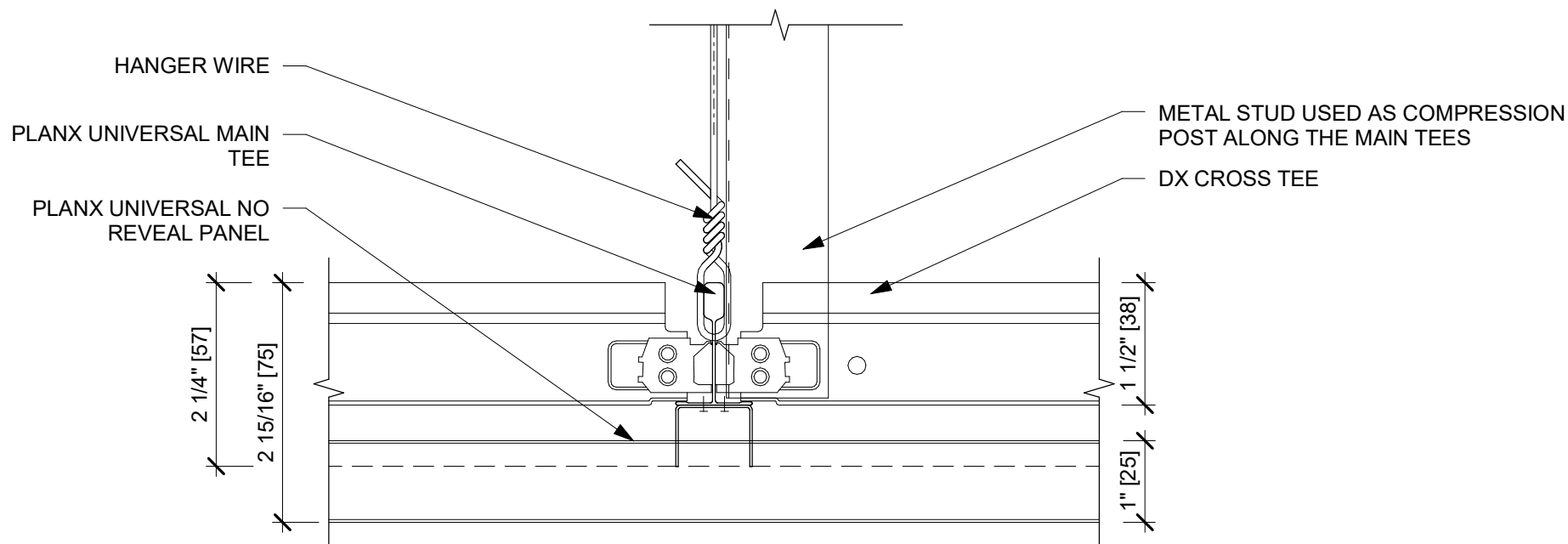
REV: DATE:

SHEET INFORMATION:

SCALE: 6" = 1'-0"

PLXU-NR-DTL 11
 NO REVEAL - EXTERIOR - 1- SECTION
 THRU CROSS TEE

DISCLAIMER: THE USG PRODUCT DETAILS CONTAINED HEREIN ARE INTENDED FOR USE AS PRODUCT REFERENCE MATERIAL BY ARCHITECTS, ENGINEERS, OTHER DESIGN PROFESSIONALS, CONTRACTORS, BUILDING CODE OFFICIALS, OR OTHER COMPETENT CONSTRUCTION INDUSTRY TRADE PROFESSIONALS HAVING AN INTEREST IN THE SELECTION, SPECIFICATION AND USE OF PRODUCTS MANUFACTURED BY THE SUBSIDIARIES OF USG CORPORATION. THE DRAWINGS ARE INTENDED SOLELY AS TECHNICAL SUPPORT INCIDENT TO THE SALE AND USE OF USG PRODUCTS AND NOT INTENDED TO BE A SUBSTITUTE FOR THE DESIGN REVIEW AND APPROVAL OF THE LICENSED DESIGN PROFESSIONALS FOR THE PROJECT. THESE MATERIALS MAY BE PRINTED AND/OR TRANSFERRED ELECTRONICALLY SOLELY AS NEEDED BY THE USER, BECAUSE CAD ELECTRONIC FILES AND BIM (BUILDING INFORMATION MODELING) FILES CAN BE MODIFIED BY OTHER PARTIES, WITHOUT NOTICE OR INDICATION OF SUCH MODIFICATIONS, MODIFICATION OF USG PRODUCT CAD AND/OR BIM DRAWINGS IS THE SOLE RESPONSIBILITY OF THE DESIGN PROFESSIONAL. ©2023 USG CORPORATION.



2 NO REVEAL_EXTERIOR_2_SECTION
THRU MAIN TEE
6" = 1'-0"



USG Corporation
550 West Adams Street, Chicago, IL 60661
T. 800-USG4YOU www.USG.com

CEILINGS PLUS® PLANX™ UNIVERSAL SYSTEM DETAILS

ISSUE RECORD:

05/17/24

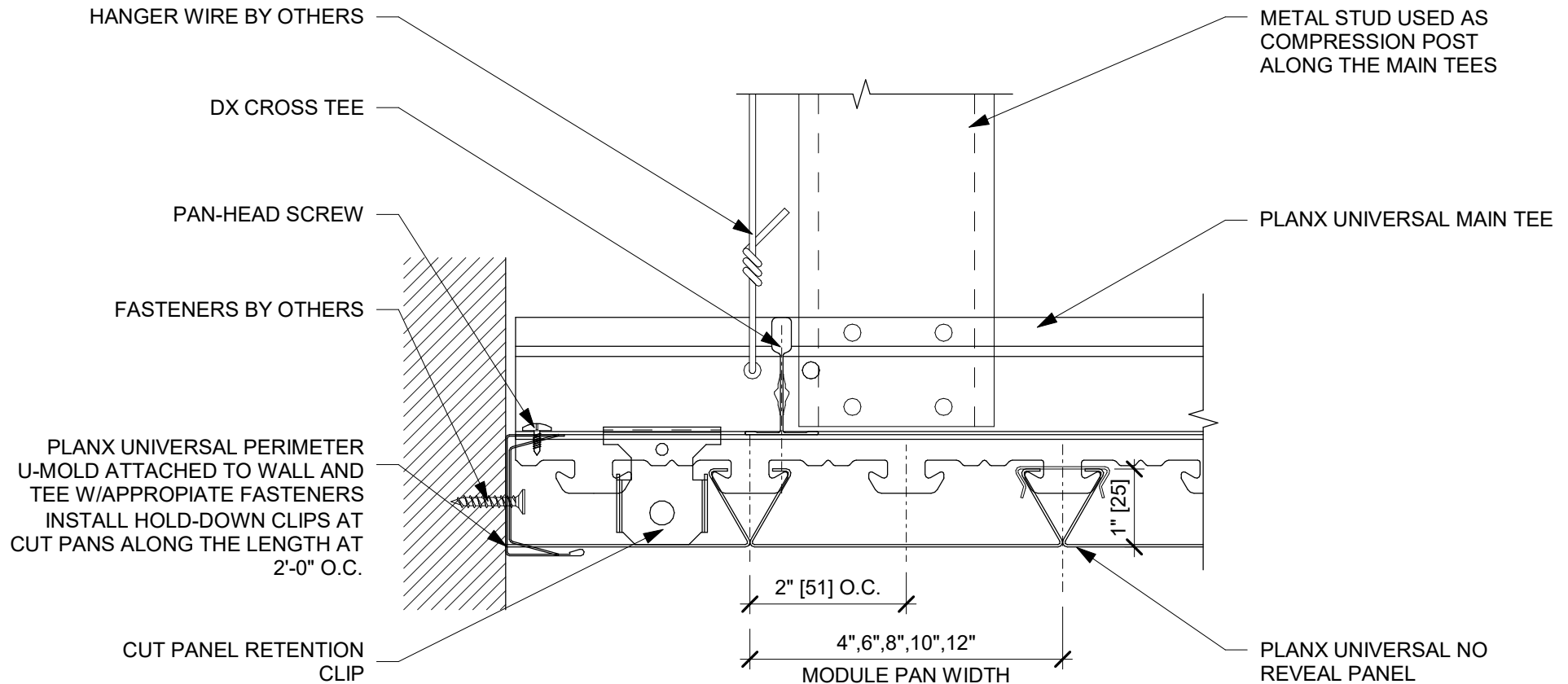
REV: DATE:

SHEET INFORMATION:

SCALE: 6" = 1'-0"

PLXU-NR-DTL 12
NO REVEAL - EXTERIOR - 2-
SECTION THRU MAIN TEE

DISCLAIMER: THE USG PRODUCT DETAILS CONTAINED HEREIN ARE INTENDED FOR USE AS PRODUCT REFERENCE MATERIAL BY ARCHITECTS, ENGINEERS, OTHER DESIGN PROFESSIONALS, CONTRACTORS, BUILDING CODE OFFICIALS, OR OTHER COMPETENT CONSTRUCTION INDUSTRY TRADE PROFESSIONALS HAVING AN INTEREST IN THE SELECTION, SPECIFICATION AND USE OF PRODUCTS MANUFACTURED BY THE SUBSIDIARIES OF USG CORPORATION. THE DRAWINGS ARE INTENDED SOLELY AS TECHNICAL SUPPORT INCIDENT TO THE SALE AND USE OF USG PRODUCTS AND NOT INTENDED TO BE A SUBSTITUTE FOR THE DESIGN REVIEW AND APPROVAL OF THE LICENSED DESIGN PROFESSIONALS FOR THE PROJECT. THESE MATERIALS MAY BE PRINTED AND/OR TRANSFERRED ELECTRONICALLY SOLELY AS NEEDED BY THE USER, BECAUSE CAD/ELECTRONIC FILES AND BIM (BUILDING INFORMATION MODELING) FILES CAN BE MODIFIED BY OTHER PARTIES, WITHOUT NOTICE OR INDICATION OF SUCH MODIFICATIONS, MODIFICATION OF USG PRODUCT CAD AND/OR BIM DRAWINGS IS THE SOLE RESPONSIBILITY OF THE DESIGN PROFESSIONAL. ©2023 USG CORPORATION.



NO REVEAL_EXTERIOR_3_PERIMETER
 ③ DETAIL @ CROSS TEE
 6" = 1'-0"



USG Corporation
 550 West Adams Street, Chicago, IL 60661
 T. 800-USG4YOU www.USG.com

CEILINGS PLUS® PLANX™ UNIVERSAL SYSTEM DETAILS

ISSUE RECORD:

05/17/24

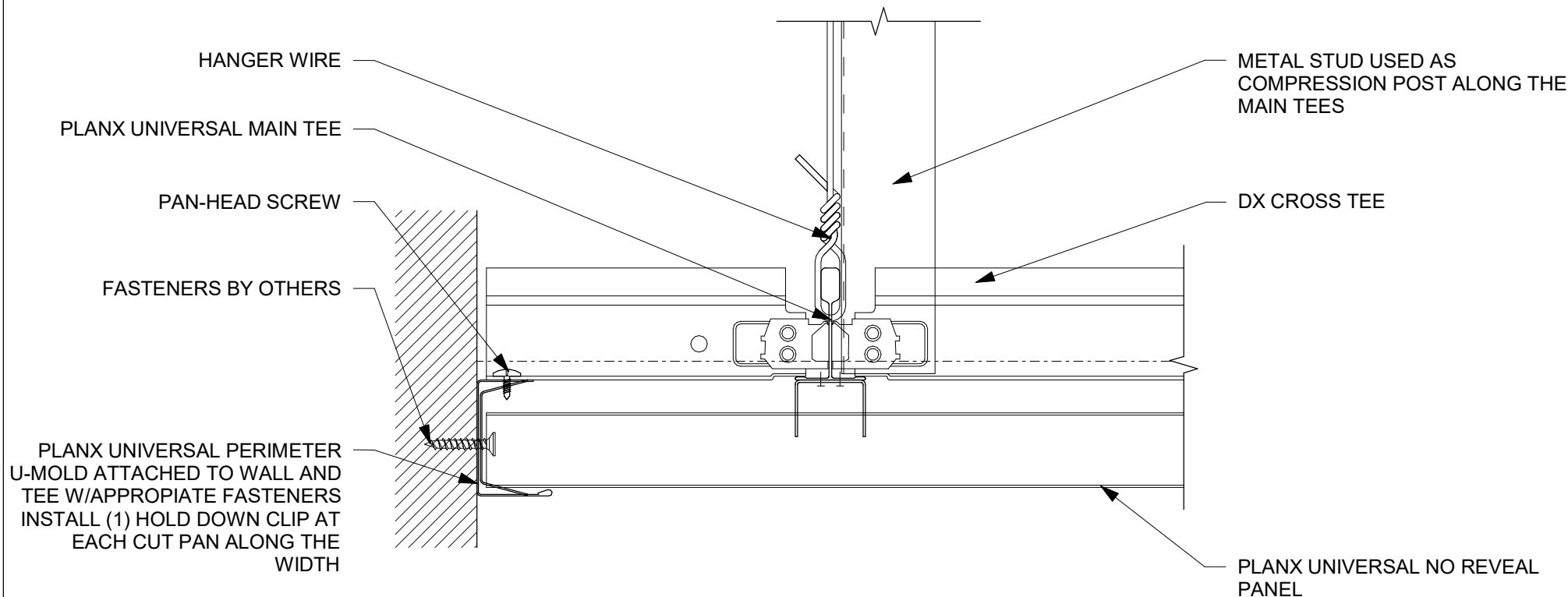
REV: DATE:

SHEET INFORMATION:

SCALE: 6" = 1'-0"

PLXU-NR-DTL 13
NO REVEAL - EXTERIOR -3-
PERIMETER DETAIL @ CROSS TEE

DISCLAIMER: THE USG PRODUCT DETAILS CONTAINED HEREIN ARE INTENDED FOR USE AS PRODUCT REFERENCE MATERIAL BY ARCHITECTS, ENGINEERS, OTHER DESIGN PROFESSIONALS, CONTRACTORS, BUILDING CODE OFFICIALS, OR OTHER COMPETENT CONSTRUCTION INDUSTRY TRADE PROFESSIONALS HAVING AN INTEREST IN THE SELECTION, SPECIFICATION AND USE OF PRODUCTS MANUFACTURED BY THE SUBSIDIARIES OF USG CORPORATION. THE DRAWINGS ARE INTENDED SOLELY AS TECHNICAL SUPPORT INCIDENT TO THE SALE AND USE OF USG PRODUCTS AND NOT INTENDED TO BE A SUBSTITUTE FOR THE DESIGN REVIEW AND APPROVAL OF THE LICENSED DESIGN PROFESSIONALS FOR THE PROJECT. THESE MATERIALS MAY BE PRINTED AND/OR TRANSFERRED ELECTRONICALLY SOLELY AS NEEDED BY THE USER, BECAUSE CAD ELECTRONIC FILES AND BIM (BUILDING INFORMATION MODELING) FILES CAN BE MODIFIED BY OTHER PARTIES, WITHOUT NOTICE OR INDICATION OF SUCH MODIFICATIONS, MODIFICATION OF USG PRODUCT CAD AND/OR BIM DRAWINGS IS THE SOLE RESPONSIBILITY OF THE DESIGN PROFESSIONAL. ©2023 USG CORPORATION.



NO REVEAL_EXTERIOR_4_PERIMETER
 4 DETAIL @ MAIN TEE
 6" = 1'-0"



USG Corporation
 550 West Adams Street, Chicago, IL 60661
 T. 800-USG4YOU www.USG.com

CEILINGS PLUS® PLANX™ UNIVERSAL SYSTEM DETAILS

ISSUE RECORD:

05/17/24

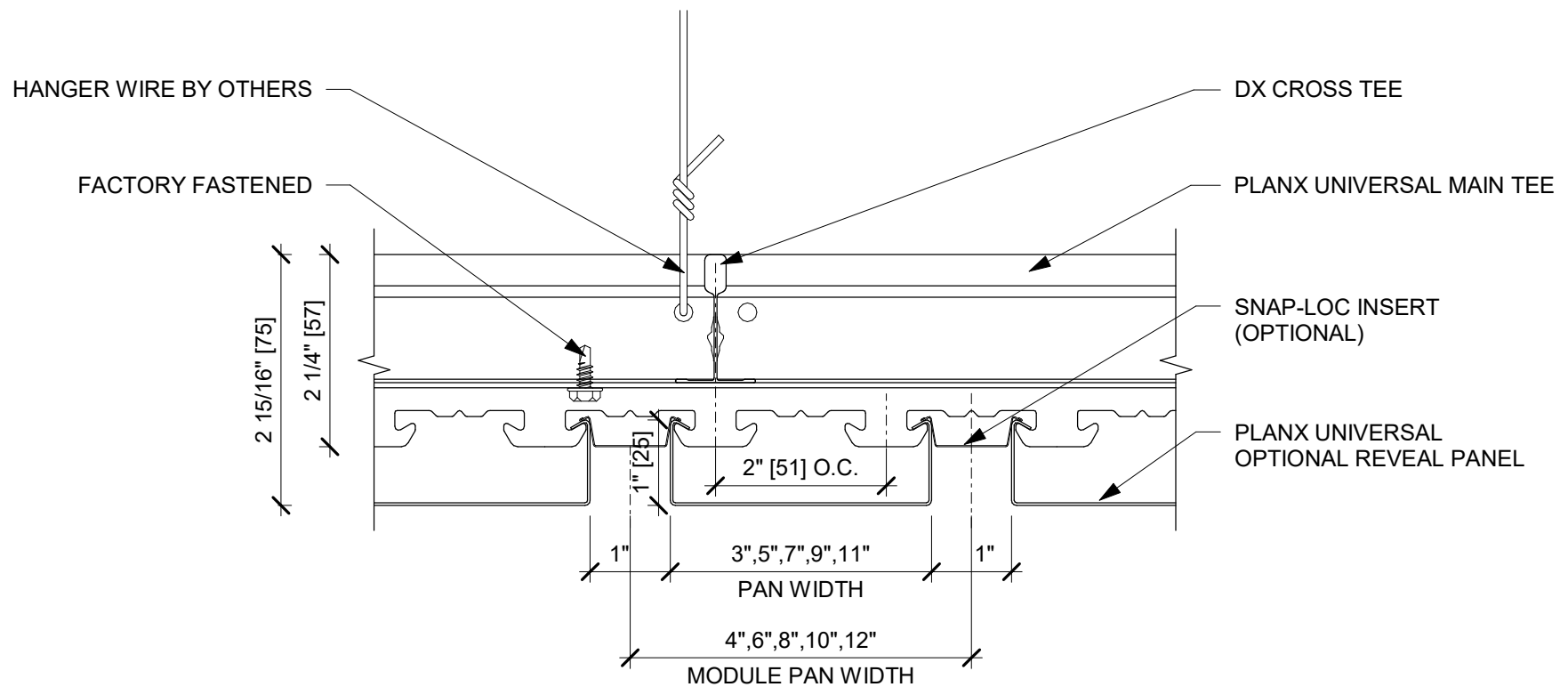
REV: DATE:

SHEET INFORMATION:

SCALE: 6" = 1'-0"

PLXU-NR-DTL 14
NO REVEAL - EXTERIOR - 4-
PERIMETER DETAIL @ MAIN TEE

DISCLAIMER: THE USG PRODUCT DETAILS CONTAINED HEREIN ARE INTENDED FOR USE AS PRODUCT REFERENCE MATERIAL BY ARCHITECTS, ENGINEERS, OTHER DESIGN PROFESSIONALS, CONTRACTORS, BUILDING CODE OFFICIALS, OR OTHER COMPETENT CONSTRUCTION INDUSTRY TRADE PROFESSIONALS HAVING AN INTEREST IN THE SELECTION, SPECIFICATION AND USE OF PRODUCTS MANUFACTURED BY THE SUBSIDIARIES OF USG CORPORATION. THE DRAWINGS ARE INTENDED SOLELY AS TECHNICAL SUPPORT INCIDENT TO THE SALE AND USE OF USG PRODUCTS AND NOT INTENDED TO BE A SUBSTITUTE FOR THE DESIGN REVIEW AND APPROVAL OF THE LICENSED DESIGN PROFESSIONALS FOR THE PROJECT. THESE MATERIALS MAY BE PRINTED AND/OR TRANSFERRED ELECTRONICALLY SOLELY AS NEEDED BY THE USER, BECAUSE CAD ELECTRONIC FILES AND BIM (BUILDING INFORMATION MODELING) FILES CAN BE MODIFIED BY OTHER PARTIES, WITHOUT NOTICE OR INDICATION OF SUCH MODIFICATIONS, MODIFICATION OF USG PRODUCT CAD AND/OR BIM DRAWINGS IS THE SOLE RESPONSIBILITY OF THE DESIGN PROFESSIONAL. ©2023 USG CORPORATION.



1 SECTION THRU CROSS TEE
6" = 1'-0"



USG Corporation
550 West Adams Street, Chicago, IL 60661
T. 800-USG4YOU www.USG.com

CEILINGS PLUS® PLANX™ UNIVERSAL SYSTEM DETAILS

ISSUE RECORD:

05/17/24

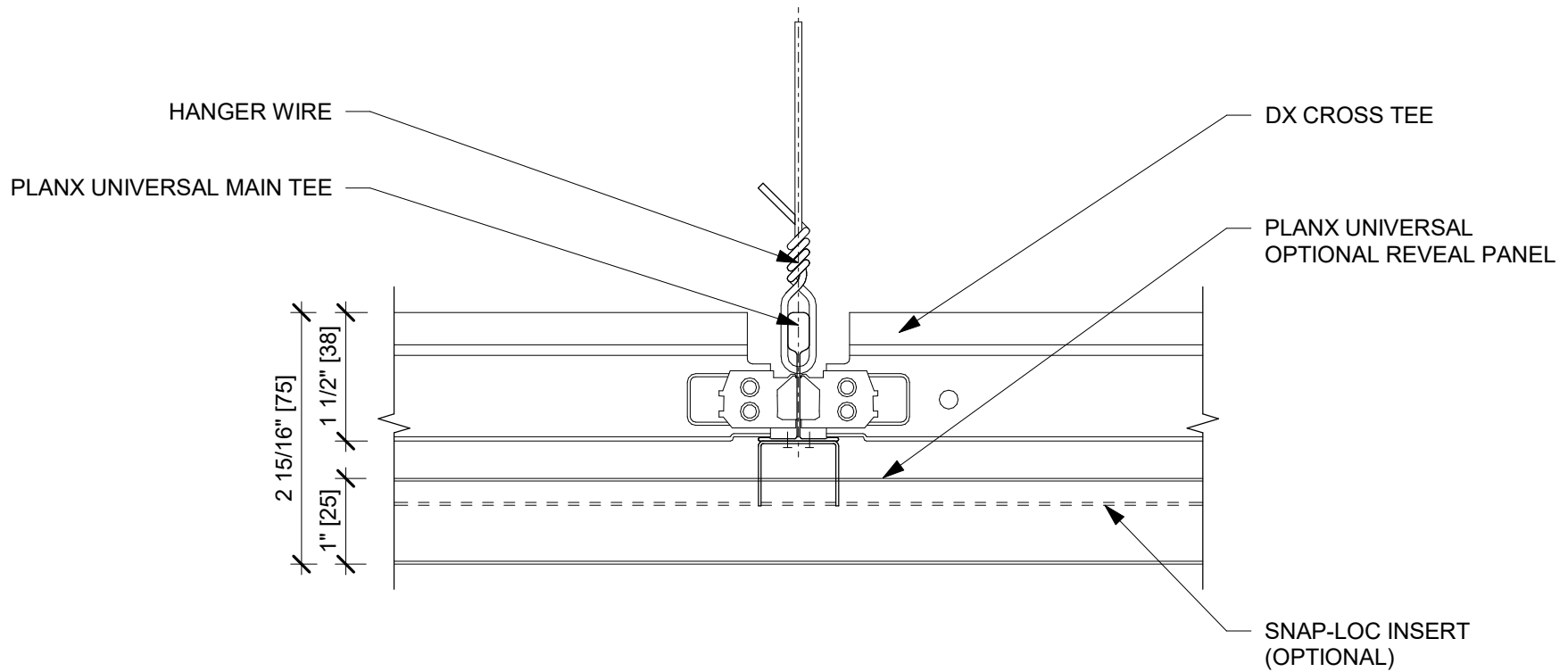
REV: DATE:

SHEET INFORMATION:

SCALE: 6" = 1'-0"

PLXU-OR-DTL 01
OPTIONAL REVEAL - SECTION THRU
CROSS TEE

DISCLAIMER: THE USG PRODUCT DETAILS CONTAINED HEREIN ARE INTENDED FOR USE AS PRODUCT REFERENCE MATERIAL BY ARCHITECTS, ENGINEERS, OTHER DESIGN PROFESSIONALS, CONTRACTORS, BUILDING CODE OFFICIALS, OR OTHER COMPETENT CONSTRUCTION INDUSTRY TRADE PROFESSIONALS HAVING AN INTEREST IN THE SELECTION, SPECIFICATION AND USE OF PRODUCTS MANUFACTURED BY THE SUBSIDIARIES OF USG CORPORATION. THE DRAWINGS ARE INTENDED SOLELY AS TECHNICAL SUPPORT INCIDENT TO THE SALE AND USE OF USG PRODUCTS AND NOT INTENDED TO BE A SUBSTITUTE FOR THE DESIGN REVIEW AND APPROVAL OF THE LICENSED DESIGN PROFESSIONALS FOR THE PROJECT. THESE MATERIALS MAY BE PRINTED AND/OR TRANSFERRED ELECTRONICALLY SOLELY AS NEEDED BY THE USER, BECAUSE CAD ELECTRONIC FILES AND BIM (BUILDING INFORMATION MODELING) FILES CAN BE MODIFIED BY OTHER PARTIES, WITHOUT NOTICE OR INDICATION OF SUCH MODIFICATIONS, MODIFICATION OF USG PRODUCT CAD AND/OR BIM DRAWINGS IS THE SOLE RESPONSIBILITY OF THE DESIGN PROFESSIONAL. ©2023 USG CORPORATION.



2 OPTIONAL REVEAL_2_SECTION THRU
MAIN TEE
6" = 1'-0"



USG Corporation
550 West Adams Street, Chicago, IL 60661
T. 800-USG4YOU www.USG.com

CEILINGS PLUS® PLANX™ UNIVERSAL SYSTEM DETAILS

ISSUE RECORD:

05/17/24

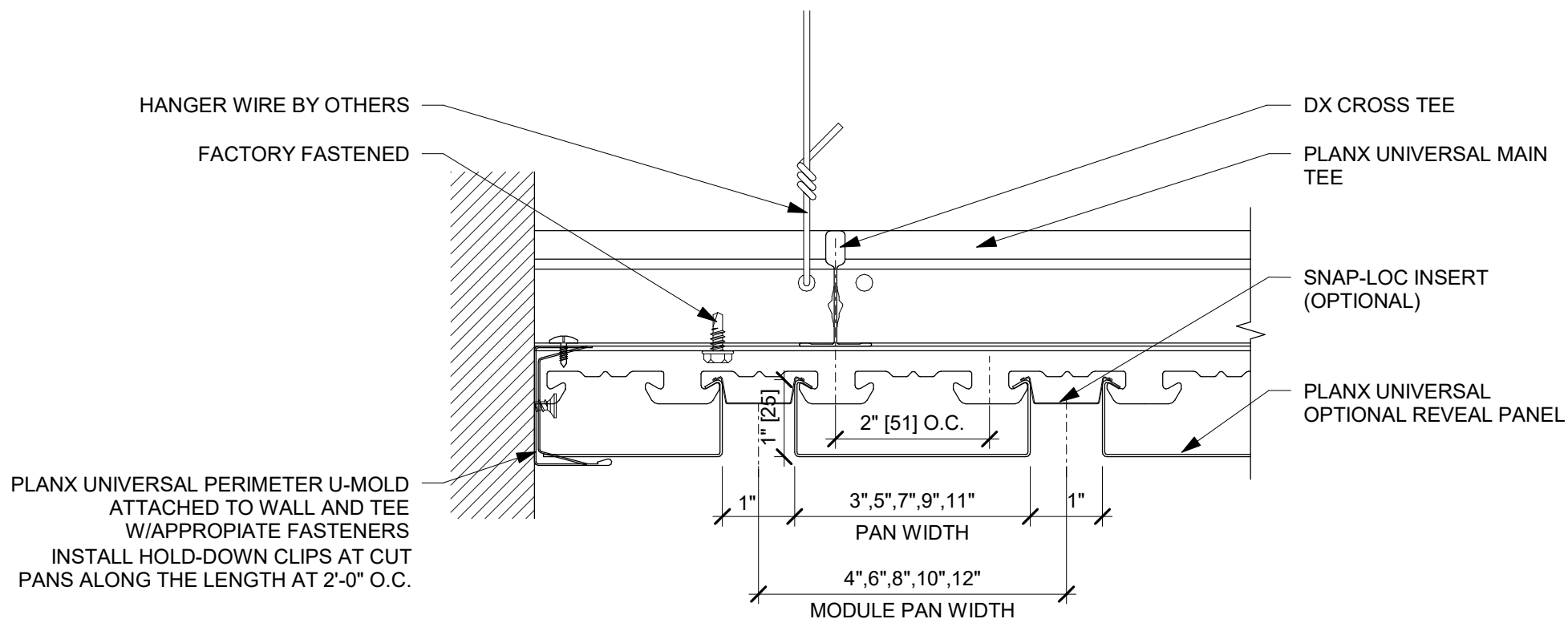
REV: DATE:

SHEET INFORMATION:

SCALE: 6" = 1'-0"

PLXU-OR-DTL 02
OPTIONAL REVEAL - SECTION THRU
MAIN TEE

DISCLAIMER: THE USG PRODUCT DETAILS CONTAINED HEREIN ARE INTENDED FOR USE AS PRODUCT REFERENCE MATERIAL BY ARCHITECTS, ENGINEERS, OTHER DESIGN PROFESSIONALS, CONTRACTORS, BUILDING CODE OFFICIALS, OR OTHER COMPETENT CONSTRUCTION INDUSTRY TRADE PROFESSIONALS HAVING AN INTEREST IN THE SELECTION, SPECIFICATION AND USE OF PRODUCTS MANUFACTURED BY THE SUBSIDIARIES OF USG CORPORATION. THE DRAWINGS ARE INTENDED SOLELY AS TECHNICAL SUPPORT INCIDENT TO THE SALE AND USE OF USG PRODUCTS AND NOT INTENDED TO BE A SUBSTITUTE FOR THE DESIGN REVIEW AND APPROVAL OF THE LICENSED DESIGN PROFESSIONALS FOR THE PROJECT. THESE MATERIALS MAY BE PRINTED AND/OR TRANSFERRED ELECTRONICALLY SOLELY AS NEEDED BY THE USER, BECAUSE CAD ELECTRONIC FILES AND BIM (BUILDING INFORMATION MODELING) FILES CAN BE MODIFIED BY OTHER PARTIES, WITHOUT NOTICE OR INDICATION OF SUCH MODIFICATIONS, MODIFICATION OF USG PRODUCT CAD AND/OR BIM DRAWINGS IS THE SOLE RESPONSIBILITY OF THE DESIGN PROFESSIONAL. ©2023 USG CORPORATION.



3 OPTIONAL REVEAL_3_PERIMETER
DETAIL @ CROSS TEE
6" = 1'-0"



USG Corporation
550 West Adams Street, Chicago, IL 60661
T. 800-USG4YOU www.USG.com

CEILINGS PLUS® PLANX™ UNIVERSAL SYSTEM DETAILS

ISSUE RECORD:

05/17/24

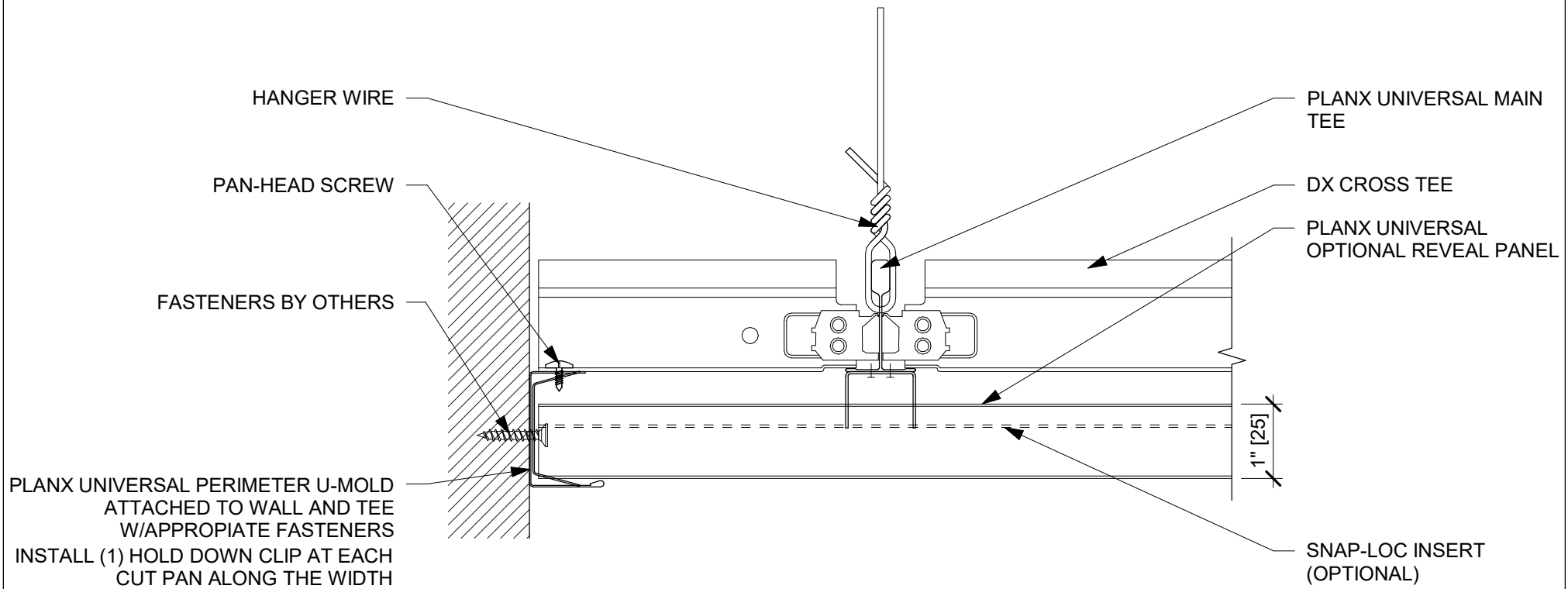
REV: DATE:

SHEET INFORMATION:

SCALE: 6" = 1'-0"

PLXU-OR-DTL 03
OPTIONAL REVEAL - PERIMETER
DETAIL @ CROSS TEE

DISCLAIMER: THE USG PRODUCT DETAILS CONTAINED HEREIN ARE INTENDED FOR USE AS PRODUCT REFERENCE MATERIAL BY ARCHITECTS, ENGINEERS, OTHER DESIGN PROFESSIONALS, CONTRACTORS, BUILDING CODE OFFICIALS, OR OTHER COMPETENT CONSTRUCTION INDUSTRY TRADE PROFESSIONALS HAVING AN INTEREST IN THE SELECTION, SPECIFICATION AND USE OF PRODUCTS MANUFACTURED BY THE SUBSIDIARIES OF USG CORPORATION. THE DRAWINGS ARE INTENDED SOLELY AS TECHNICAL SUPPORT INCIDENT TO THE SALE AND USE OF USG PRODUCTS AND NOT INTENDED TO BE A SUBSTITUTE FOR THE DESIGN REVIEW AND APPROVAL OF THE LICENSED DESIGN PROFESSIONALS FOR THE PROJECT. THESE MATERIALS MAY BE PRINTED AND/OR TRANSFERRED ELECTRONICALLY SOLELY AS NEEDED BY THE USER, BECAUSE CAD ELECTRONIC FILES AND BIM (BUILDING INFORMATION MODELING) FILES CAN BE MODIFIED BY OTHER PARTIES, WITHOUT NOTICE OR INDICATION OF SUCH MODIFICATIONS, MODIFICATION OF USG PRODUCT CAD AND/OR BIM DRAWINGS IS THE SOLE RESPONSIBILITY OF THE DESIGN PROFESSIONAL. ©2023 USG CORPORATION.



4 OPTIONAL REVEAL_4_PERIMETER
DETAIL @ MAIN TEE
6" = 1'-0"



USG Corporation
550 West Adams Street, Chicago, IL 60661
T. 800-USG4YOU www.USG.com

CEILINGS PLUS® PLANX™ UNIVERSAL SYSTEM DETAILS

ISSUE RECORD:

05/17/24

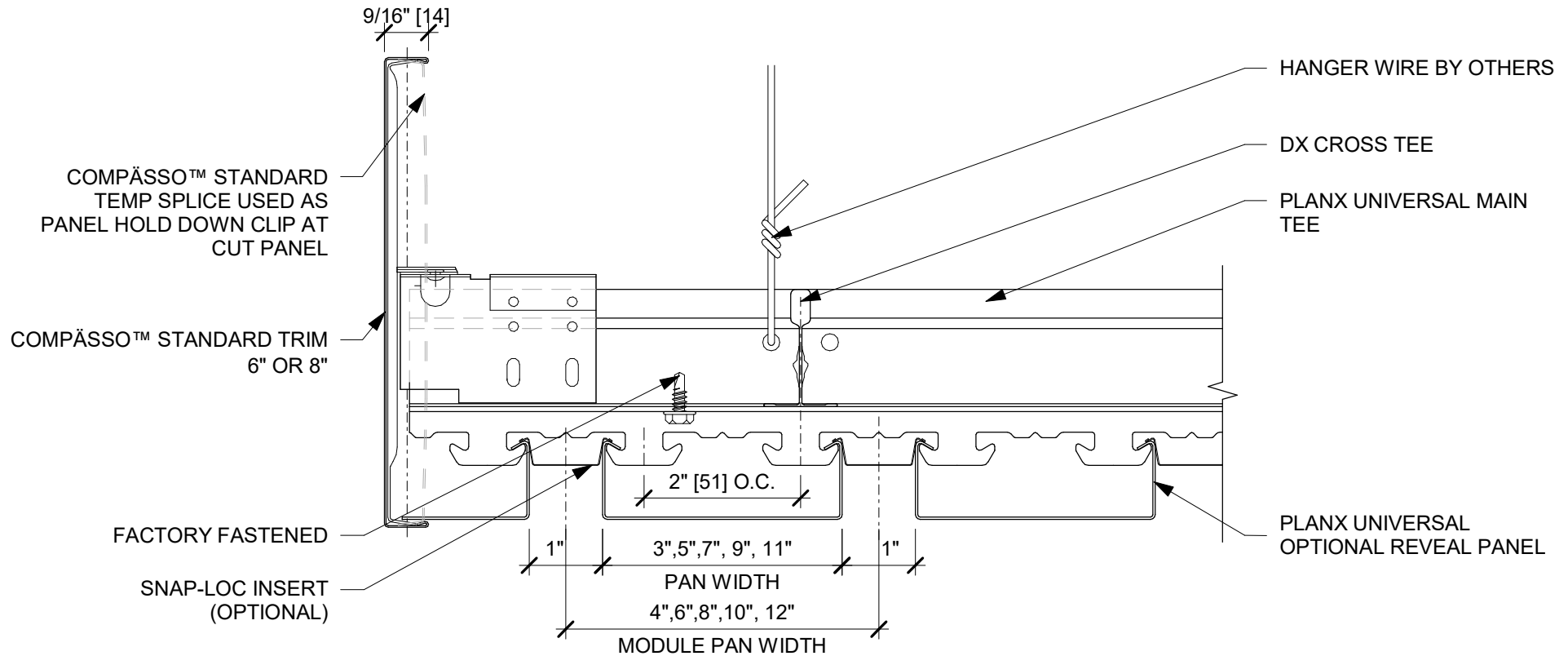
REV: DATE:

SHEET INFORMATION:

SCALE: 6" = 1'-0"

PLXU-OR-DTL 04
OPTIONAL REVEAL - PERIMETER
DETAIL @ MAIN TEE

DISCLAIMER: THE USG PRODUCT DETAILS CONTAINED HEREIN ARE INTENDED FOR USE AS PRODUCT REFERENCE MATERIAL BY ARCHITECTS, ENGINEERS, OTHER DESIGN PROFESSIONALS, CONTRACTORS, BUILDING CODE OFFICIALS, OR OTHER COMPETENT CONSTRUCTION INDUSTRY TRADE PROFESSIONALS HAVING AN INTEREST IN THE SELECTION, SPECIFICATION AND USE OF PRODUCTS MANUFACTURED BY THE SUBSIDIARIES OF USG CORPORATION. THE DRAWINGS ARE INTENDED SOLELY AS TECHNICAL SUPPORT INCIDENT TO THE SALE AND USE OF USG PRODUCTS AND NOT INTENDED TO BE A SUBSTITUTE FOR THE DESIGN REVIEW AND APPROVAL OF THE LICENSED DESIGN PROFESSIONALS FOR THE PROJECT. THESE MATERIALS MAY BE PRINTED AND/OR TRANSFERRED ELECTRONICALLY SOLELY AS NEEDED BY THE USER, BECAUSE CAD ELECTRONIC FILES AND BIM (BUILDING INFORMATION MODELING) FILES CAN BE MODIFIED BY OTHER PARTIES, WITHOUT NOTICE OR INDICATION OF SUCH MODIFICATIONS, MODIFICATION OF USG PRODUCT CAD AND/OR BIM DRAWINGS IS THE SOLE RESPONSIBILITY OF THE DESIGN PROFESSIONAL. ©2023 USG CORPORATION.



5 OPTIONAL REVEAL_5_COMPASSO STD
DETAIL @ CROSS TEE
6" = 1'-0"



USG Corporation
550 West Adams Street, Chicago, IL 60661
T. 800-USG4YOU www.USG.com

CEILINGS PLUS® PLANX™ UNIVERSAL SYSTEM DETAILS

ISSUE RECORD:

05/17/24

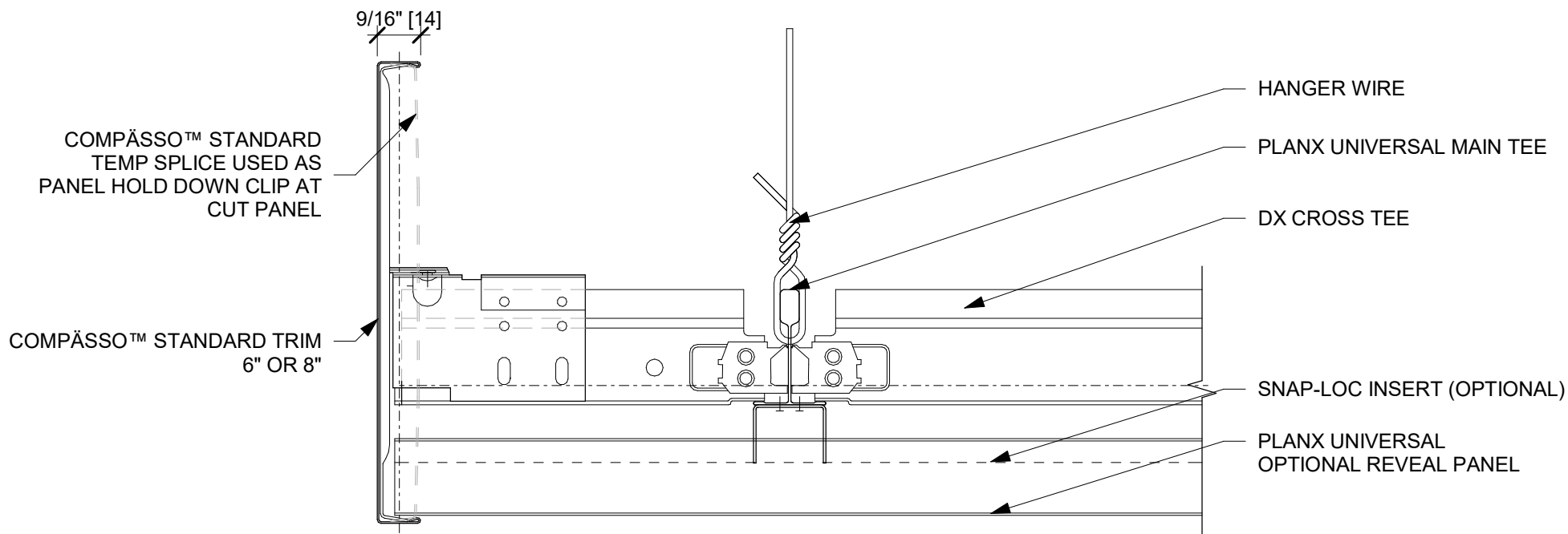
REV: DATE:

SHEET INFORMATION:

SCALE: 6" = 1'-0"

PLXU-OR-DTL 05
OPTIONAL REVEAL - COMPASSO STD
DETAIL @ CROSS TEE

DISCLAIMER: THE USG PRODUCT DETAILS CONTAINED HEREIN ARE INTENDED FOR USE AS PRODUCT REFERENCE MATERIAL BY ARCHITECTS, ENGINEERS, OTHER DESIGN PROFESSIONALS, CONTRACTORS, BUILDING CODE OFFICIALS, OR OTHER COMPETENT CONSTRUCTION INDUSTRY TRADE PROFESSIONALS HAVING AN INTEREST IN THE SELECTION, SPECIFICATION AND USE OF PRODUCTS MANUFACTURED BY THE SUBSIDIARIES OF USG CORPORATION. THE DRAWINGS ARE INTENDED SOLELY AS TECHNICAL SUPPORT INCIDENT TO THE SALE AND USE OF USG PRODUCTS AND NOT INTENDED TO BE A SUBSTITUTE FOR THE DESIGN REVIEW AND APPROVAL OF THE LICENSED DESIGN PROFESSIONALS FOR THE PROJECT. THESE MATERIALS MAY BE PRINTED AND/OR TRANSFERRED ELECTRONICALLY SOLELY AS NEEDED BY THE USER, BECAUSE CAD ELECTRONIC FILES AND BIM (BUILDING INFORMATION MODELING) FILES CAN BE MODIFIED BY OTHER PARTIES, WITHOUT NOTICE OR INDICATION OF SUCH MODIFICATIONS, MODIFICATION OF USG PRODUCT CAD AND/OR BIM DRAWINGS IS THE SOLE RESPONSIBILITY OF THE DESIGN PROFESSIONAL. ©2023 USG CORPORATION.



6 OPTIONAL REVEAL_6_COMPASSO STD
DETAIL @ MAIN TEE
6" = 1'-0"



USG Corporation
550 West Adams Street, Chicago, IL 60661
T. 800-USG4YOU www.USG.com

CEILINGS PLUS® PLANX™ UNIVERSAL SYSTEM DETAILS

ISSUE RECORD:

05/17/24

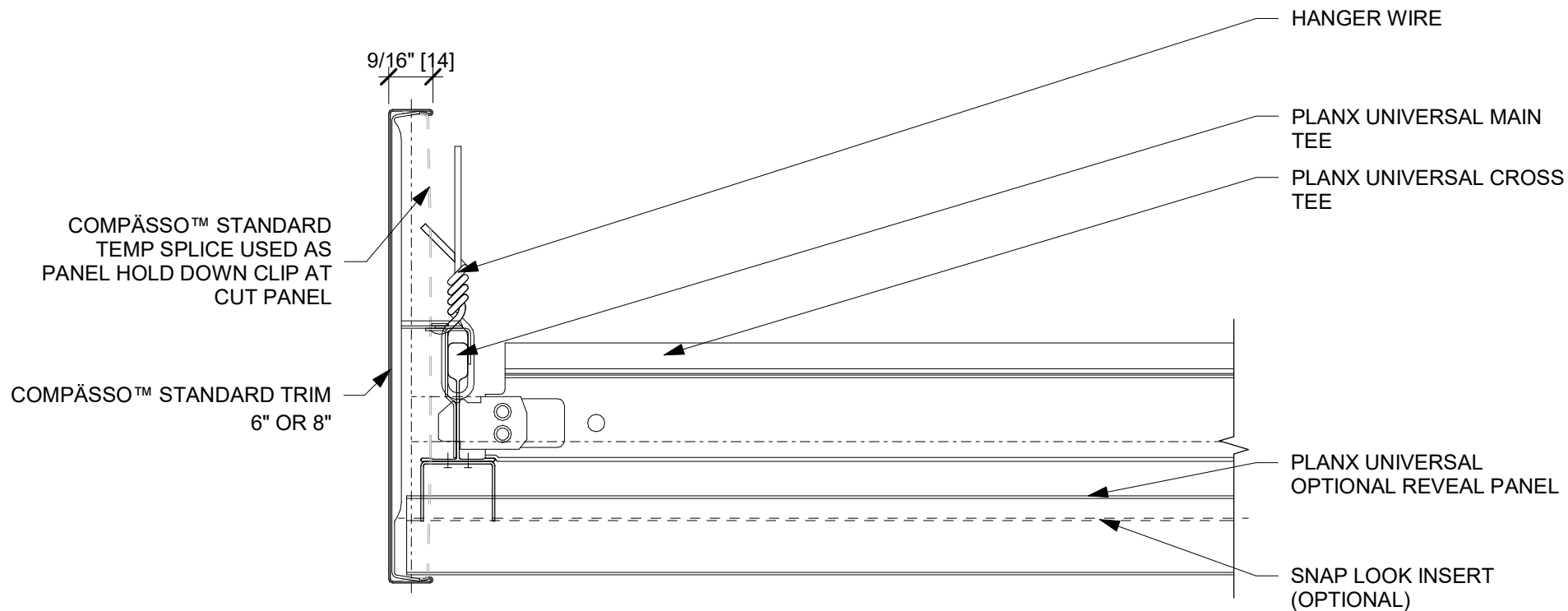
REV: DATE:

SHEET INFORMATION:

SCALE: 6" = 1'-0"

PLXU-OR-DTL 06
OPTIONAL REVEAL - COMPASSO STD
DETAIL @ MAIN TEE

DISCLAIMER: THE USG PRODUCT DETAILS CONTAINED HEREIN ARE INTENDED FOR USE AS PRODUCT REFERENCE MATERIAL BY ARCHITECTS, ENGINEERS, OTHER DESIGN PROFESSIONALS, CONTRACTORS, BUILDING CODE OFFICIALS, OR OTHER COMPETENT CONSTRUCTION INDUSTRY TRADE PROFESSIONALS HAVING AN INTEREST IN THE SELECTION, SPECIFICATION AND USE OF PRODUCTS MANUFACTURED BY THE SUBSIDIARIES OF USG CORPORATION. THE DRAWINGS ARE INTENDED SOLELY AS TECHNICAL SUPPORT INCIDENT TO THE SALE AND USE OF USG PRODUCTS AND NOT INTENDED TO BE A SUBSTITUTE FOR THE DESIGN REVIEW AND APPROVAL OF THE LICENSED DESIGN PROFESSIONALS FOR THE PROJECT. THESE MATERIALS MAY BE PRINTED AND/OR TRANSFERRED ELECTRONICALLY SOLELY AS NEEDED BY THE USER, BECAUSE CAD ELECTRONIC FILES AND BIM (BUILDING INFORMATION MODELING) FILES CAN BE MODIFIED BY OTHER PARTIES, WITHOUT NOTICE OR INDICATION OF SUCH MODIFICATIONS, MODIFICATION OF USG PRODUCT CAD AND/OR BIM DRAWINGS IS THE SOLE RESPONSIBILITY OF THE DESIGN PROFESSIONAL. ©2023 USG CORPORATION.



7

OPTIONAL REVEAL_7_COMPASSO STD
DETAIL @ MAIN TEE
6" = 1'-0"



USG Corporation
550 West Adams Street, Chicago, IL 60661
T. 800-USG4YOU www.USG.com

CEILING PLUS® PLANX™ UNIVERSAL SYSTEM DETAILS

ISSUE RECORD:

05/17/24

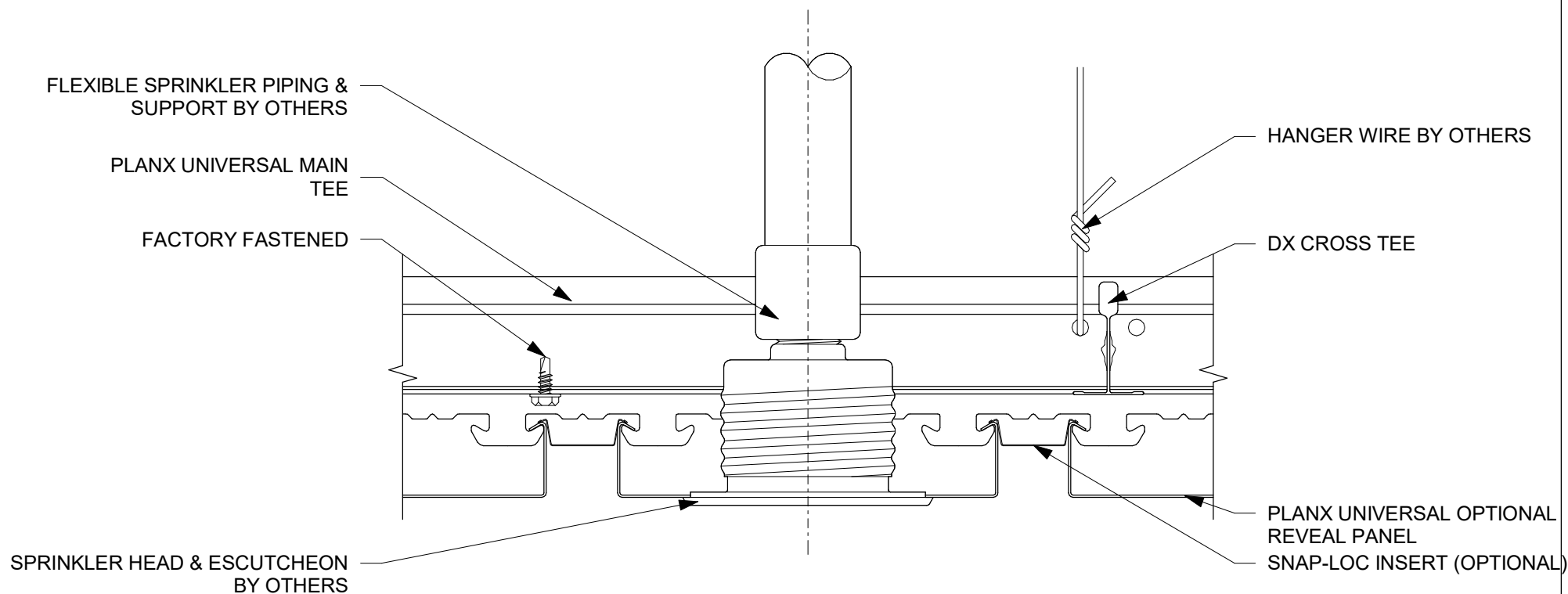
REV: DATE:

SHEET INFORMATION:

SCALE: 6" = 1'-0"

PLXU-OR-DTL 07
OPTIONAL REVEAL - COMPASSO STD
DETAIL @ MAIN TEE

DISCLAIMER: THE USG PRODUCT DETAILS CONTAINED HEREIN ARE INTENDED FOR USE AS PRODUCT REFERENCE MATERIAL BY ARCHITECTS, ENGINEERS, OTHER DESIGN PROFESSIONALS, CONTRACTORS, BUILDING CODE OFFICIALS, OR OTHER COMPETENT CONSTRUCTION INDUSTRY TRADE PROFESSIONALS HAVING AN INTEREST IN THE SELECTION, SPECIFICATION AND USE OF PRODUCTS MANUFACTURED BY THE SUBSIDIARIES OF USG CORPORATION. THE DRAWINGS ARE INTENDED SOLELY AS TECHNICAL SUPPORT INCIDENT TO THE SALE AND USE OF USG PRODUCTS AND NOT INTENDED TO BE A SUBSTITUTE FOR THE DESIGN REVIEW AND APPROVAL OF THE LICENSED DESIGN PROFESSIONALS FOR THE PROJECT. THESE MATERIALS MAY BE PRINTED AND/OR TRANSFERRED ELECTRONICALLY SOLELY AS NEEDED BY THE USER, BECAUSE CAD ELECTRONIC FILES AND BIM (BUILDING INFORMATION MODELING) FILES CAN BE MODIFIED BY OTHER PARTIES, WITHOUT NOTICE OR INDICATION OF SUCH MODIFICATIONS, MODIFICATION OF USG PRODUCT CAD AND/OR BIM DRAWINGS IS THE SOLE RESPONSIBILITY OF THE DESIGN PROFESSIONAL. ©2023 USG CORPORATION.



8 OPTIONAL REVEAL_8_TYP. DETAIL @
SPRINKLER
6" = 1'-0"



USG Corporation
550 West Adams Street, Chicago, IL 60661
T. 800-USG4YOU www.USG.com

CEILINGS PLUS® PLANX™ UNIVERSAL SYSTEM DETAILS

ISSUE RECORD:

05/17/24

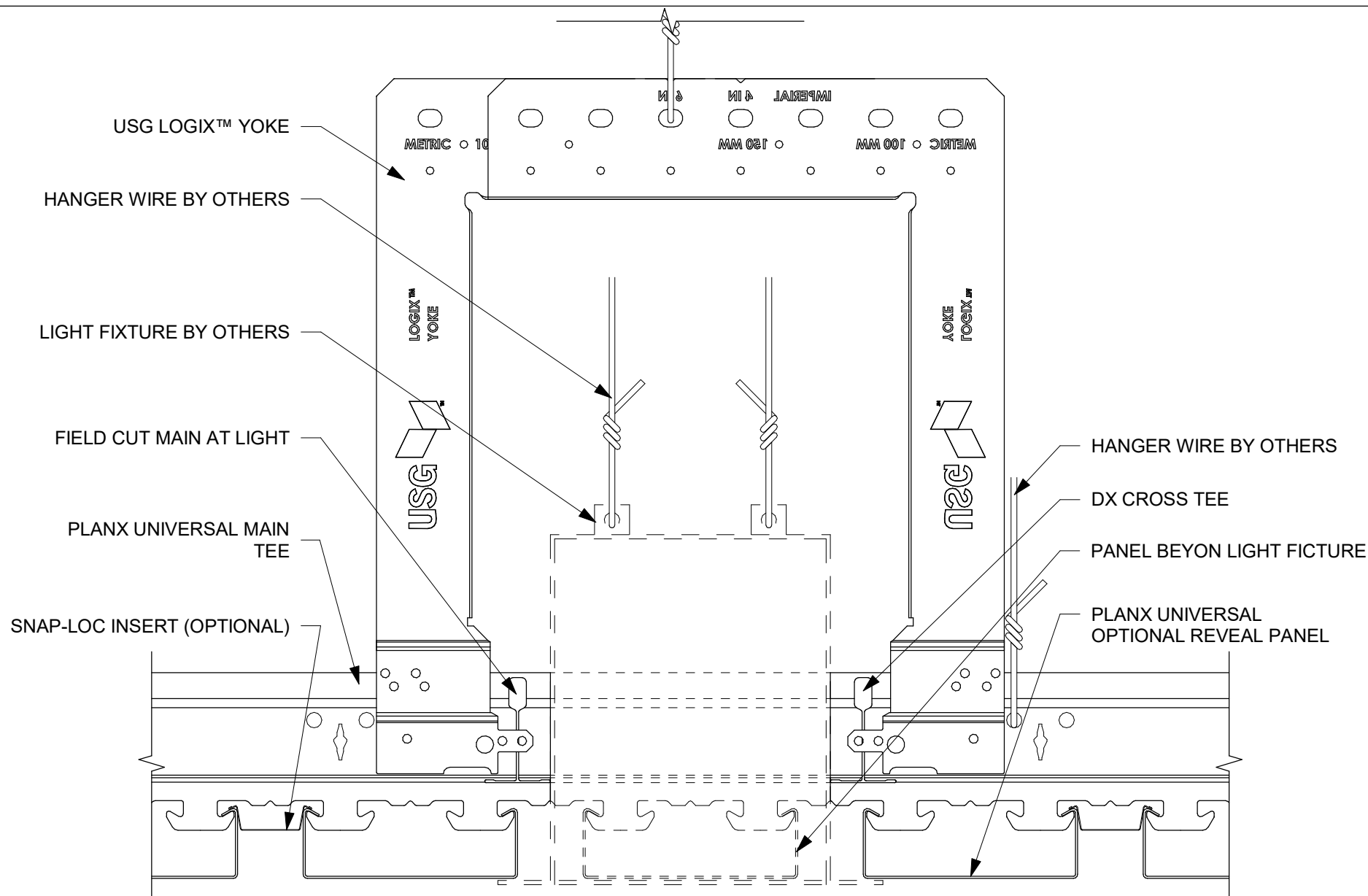
REV: DATE:

SHEET INFORMATION:

SCALE: 6" = 1'-0"

PLXU-OR-DTL 08
OPTIONAL REVEAL - TYP. DETAIL @
SPRINKLER

DISCLAIMER: THE USG PRODUCT DETAILS CONTAINED HEREIN ARE INTENDED FOR USE AS PRODUCT REFERENCE MATERIAL BY ARCHITECTS, ENGINEERS, OTHER DESIGN PROFESSIONALS, CONTRACTORS, BUILDING CODE OFFICIALS, OR OTHER COMPETENT CONSTRUCTION INDUSTRY TRADE PROFESSIONALS HAVING AN INTEREST IN THE SELECTION, SPECIFICATION AND USE OF PRODUCTS MANUFACTURED BY THE SUBSIDIARIES OF USG CORPORATION. THE DRAWINGS ARE INTENDED SOLELY AS TECHNICAL SUPPORT INCIDENT TO THE SALE AND USE OF USG PRODUCTS AND NOT INTENDED TO BE A SUBSTITUTE FOR THE DESIGN REVIEW AND APPROVAL OF THE LICENSED DESIGN PROFESSIONALS FOR THE PROJECT. THESE MATERIALS MAY BE PRINTED AND/OR TRANSFERRED ELECTRONICALLY SOLELY AS NEEDED BY THE USER, BECAUSE CAD ELECTRONIC FILES AND BIM (BUILDING INFORMATION MODELING) FILES CAN BE MODIFIED BY OTHER PARTIES, WITHOUT NOTICE OR INDICATION OF SUCH MODIFICATIONS, MODIFICATION OF USG PRODUCT CAD AND/OR BIM DRAWINGS IS THE SOLE RESPONSIBILITY OF THE DESIGN PROFESSIONAL. ©2023 USG CORPORATION.



9 OPTIONAL REVEAL_9_TYP. DETAIL @
LINEAR LIGHT
6" = 1'-0"



USG Corporation
550 West Adams Street, Chicago, IL 60661
T. 800-USG4YOU www.USG.com

CEILINGS PLUS® PLANX™ UNIVERSAL SYSTEM DETAILS

ISSUE RECORD:

05/17/24

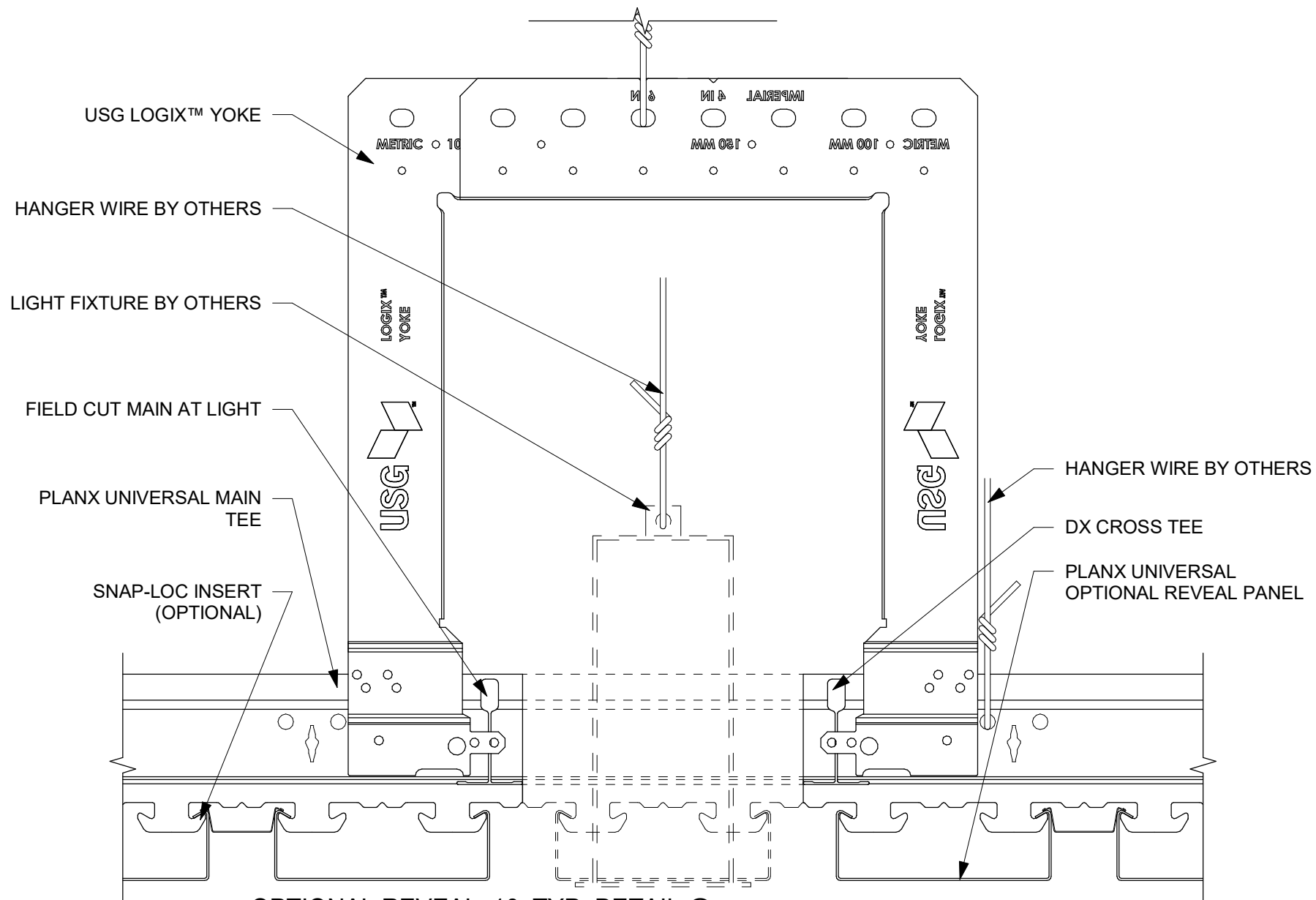
REV: DATE:

SHEET INFORMATION:

SCALE: 6" = 1'-0"

PLXU-OR-DTL 09
OPTIONAL REVEAL - TYP. DETAIL @
LINEAR LIGHT

DISCLAIMER: THE USG PRODUCT DETAILS CONTAINED HEREIN ARE INTENDED FOR USE AS PRODUCT REFERENCE MATERIAL BY ARCHITECTS, ENGINEERS, OTHER DESIGN PROFESSIONALS, CONTRACTORS, BUILDING CODE OFFICIALS, OR OTHER COMPETENT CONSTRUCTION INDUSTRY TRADE PROFESSIONALS HAVING AN INTEREST IN THE SELECTION, SPECIFICATION AND USE OF PRODUCTS MANUFACTURED BY THE SUBSIDIARIES OF USG CORPORATION. THE DRAWINGS ARE INTENDED SOLELY AS TECHNICAL SUPPORT INCIDENT TO THE SALE AND USE OF USG PRODUCTS AND NOT INTENDED TO BE A SUBSTITUTE FOR THE DESIGN REVIEW AND APPROVAL OF THE LICENSED DESIGN PROFESSIONALS FOR THE PROJECT. THESE MATERIALS MAY BE PRINTED AND/OR TRANSFERRED ELECTRONICALLY SOLELY AS NEEDED BY THE USER, BECAUSE CAD ELECTRONIC FILES AND BIM (BUILDING INFORMATION MODELING) FILES CAN BE MODIFIED BY OTHER PARTIES, WITHOUT NOTICE OR INDICATION OF SUCH MODIFICATIONS, MODIFICATION OF USG PRODUCT CAD AND/OR BIM DRAWINGS IS THE SOLE RESPONSIBILITY OF THE DESIGN PROFESSIONAL. ©2023 USG CORPORATION.



OPTIONAL REVEAL_10_TYP. DETAIL @
 10 LINEAR LIGHT
 6" = 1'-0"



USG Corporation
 550 West Adams Street, Chicago, IL 60661
 T. 800-USG4YOU www.USG.com

CEILINGS PLUS® PLANX™ UNIVERSAL SYSTEM DETAILS

ISSUE RECORD:

05/17/24

REV: DATE:

SHEET INFORMATION:

SCALE: 6" = 1'-0"

PLXU-OR-DTL 10
 OPTIONAL REVEAL - TYP. DETAIL @
 LINEAR LIGHT

DISCLAIMER: THE USG PRODUCT DETAILS CONTAINED HEREIN ARE INTENDED FOR USE AS PRODUCT REFERENCE MATERIAL BY ARCHITECTS, ENGINEERS, OTHER DESIGN PROFESSIONALS, CONTRACTORS, BUILDING CODE OFFICIALS, OR OTHER COMPETENT CONSTRUCTION INDUSTRY TRADE PROFESSIONALS HAVING AN INTEREST IN THE SELECTION, SPECIFICATION AND USE OF PRODUCTS MANUFACTURED BY THE SUBSIDIARIES OF USG CORPORATION. THE DRAWINGS ARE INTENDED SOLELY AS TECHNICAL SUPPORT INCIDENT TO THE SALE AND USE OF USG PRODUCTS AND NOT INTENDED TO BE A SUBSTITUTE FOR THE DESIGN REVIEW AND APPROVAL OF THE LICENSED DESIGN PROFESSIONALS FOR THE PROJECT. THESE MATERIALS MAY BE PRINTED AND/OR TRANSFERRED ELECTRONICALLY SOLELY AS NEEDED BY THE USER, BECAUSE CAD ELECTRONIC FILES AND BIM (BUILDING INFORMATION MODELING) FILES CAN BE MODIFIED BY OTHER PARTIES, WITHOUT NOTICE OR INDICATION OF SUCH MODIFICATIONS, MODIFICATION OF USG PRODUCT CAD AND/OR BIM DRAWINGS IS THE SOLE RESPONSIBILITY OF THE DESIGN PROFESSIONAL. ©2023 USG CORPORATION.

HANGER WIRE BY OTHERS

DX CROSS TEE

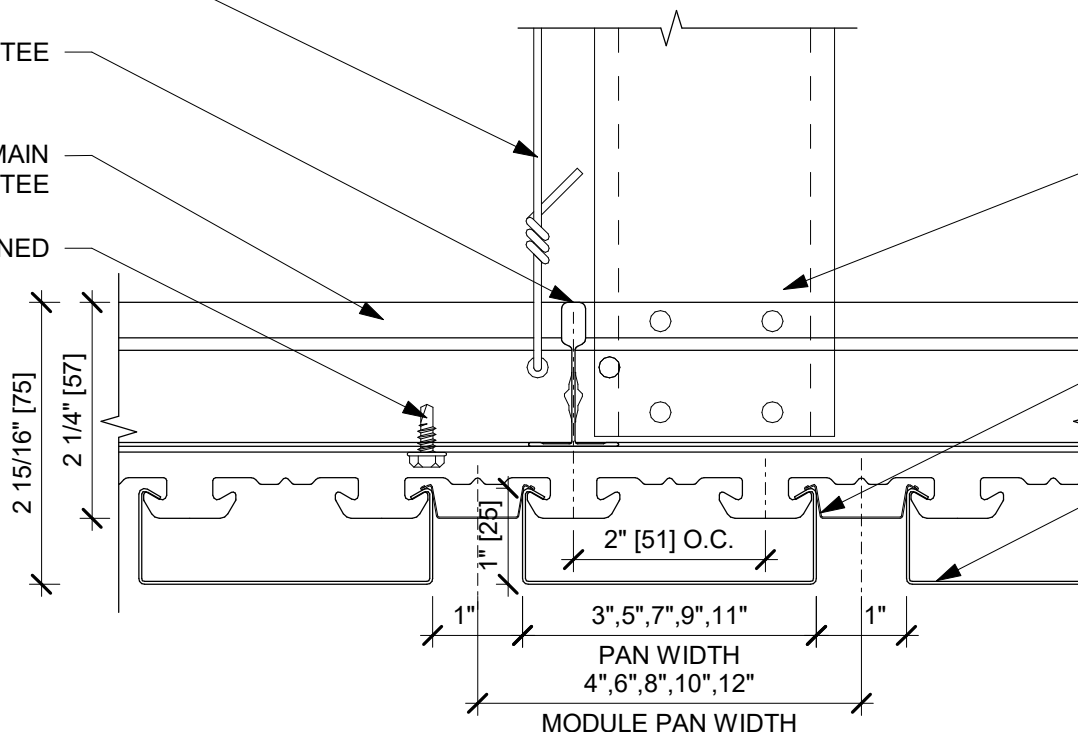
PLANX UNIVERSAL MAIN
TEE

FACTORY FASTENED

METAL STUD USED AS COMPRESSION
POST ALONG THE MAIN TEES

SNAP-LOC INSERT (OPTIONAL)

PLANX UNIVERSAL OPTIONAL
REVEAL PANEL



OPTIONAL
REVEAL_EXTERIOR_1_SECTION THRU
CROSS TEE
1
6" = 1'-0"



USG Corporation
550 West Adams Street, Chicago, IL 60661
T. 800-USG4YOU www.USG.com

CEILINGS PLUS® PLANX™ UNIVERSAL SYSTEM DETAILS

ISSUE RECORD:

05/17/24

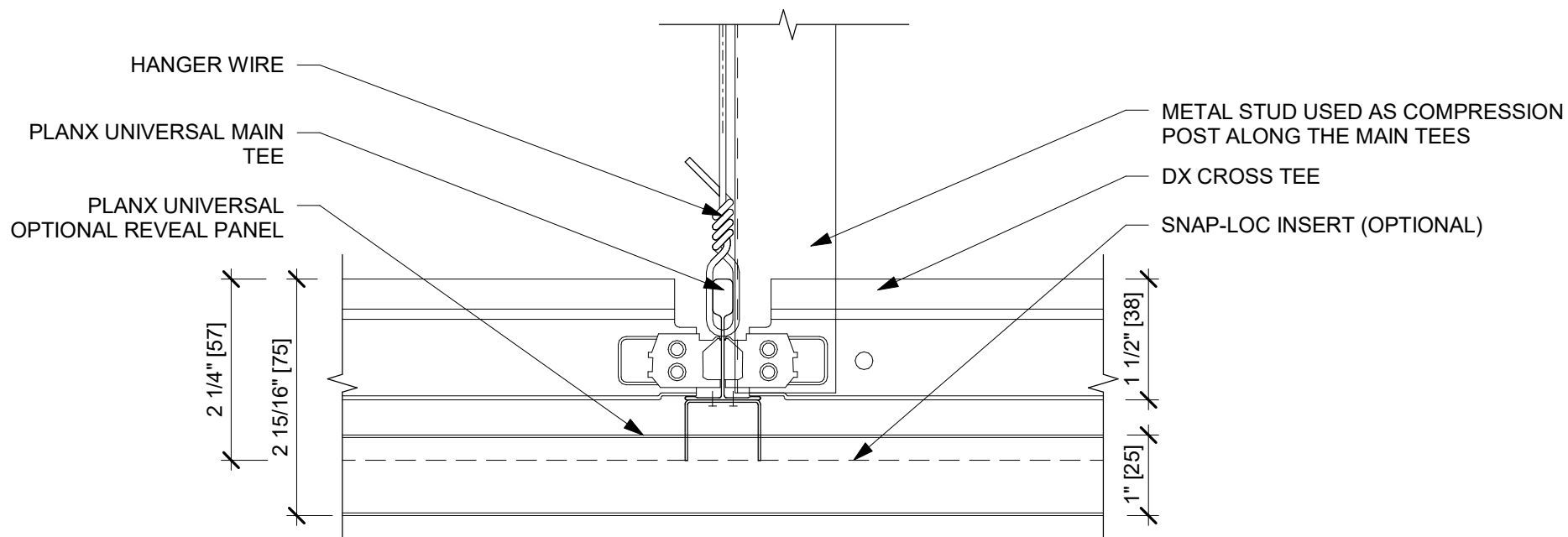
REV: DATE:

SHEET INFORMATION:

SCALE: 6" = 1'-0"

PLXU-OR-DTL 11
OPTIONAL REVEAL - EXTERIOR - 1-
SECTION THRU CROSS TEE

DISCLAIMER: THE USG PRODUCT DETAILS CONTAINED HEREIN ARE INTENDED FOR USE AS PRODUCT REFERENCE MATERIAL BY ARCHITECTS, ENGINEERS, OTHER DESIGN PROFESSIONALS, CONTRACTORS, BUILDING CODE OFFICIALS, OR OTHER COMPETENT CONSTRUCTION INDUSTRY TRADE PROFESSIONALS HAVING AN INTEREST IN THE SELECTION, SPECIFICATION AND USE OF PRODUCTS MANUFACTURED BY THE SUBSIDIARIES OF USG CORPORATION. THE DRAWINGS ARE INTENDED SOLELY AS TECHNICAL SUPPORT INCIDENT TO THE SALE AND USE OF USG PRODUCTS AND NOT INTENDED TO BE A SUBSTITUTE FOR THE DESIGN REVIEW AND APPROVAL OF THE LICENSED DESIGN PROFESSIONALS FOR THE PROJECT. THESE MATERIALS MAY BE PRINTED AND/OR TRANSFERRED ELECTRONICALLY SOLELY AS NEEDED BY THE USER, BECAUSE CAD ELECTRONIC FILES AND BIM (BUILDING INFORMATION MODELING) FILES CAN BE MODIFIED BY OTHER PARTIES, WITHOUT NOTICE OR INDICATION OF SUCH MODIFICATIONS, MODIFICATION OF USG PRODUCT CAD AND/OR BIM DRAWINGS IS THE SOLE RESPONSIBILITY OF THE DESIGN PROFESSIONAL. ©2023 USG CORPORATION.



OPTIONAL
REVEAL_EXTERIOR_2_SECTION THRU
MAIN TEE
2 6" = 1'-0"



USG Corporation
550 West Adams Street, Chicago, IL 60661
T. 800-USG4YOU www.USG.com

CEILINGS PLUS® PLANX™ UNIVERSAL SYSTEM DETAILS

ISSUE RECORD:

05/17/24

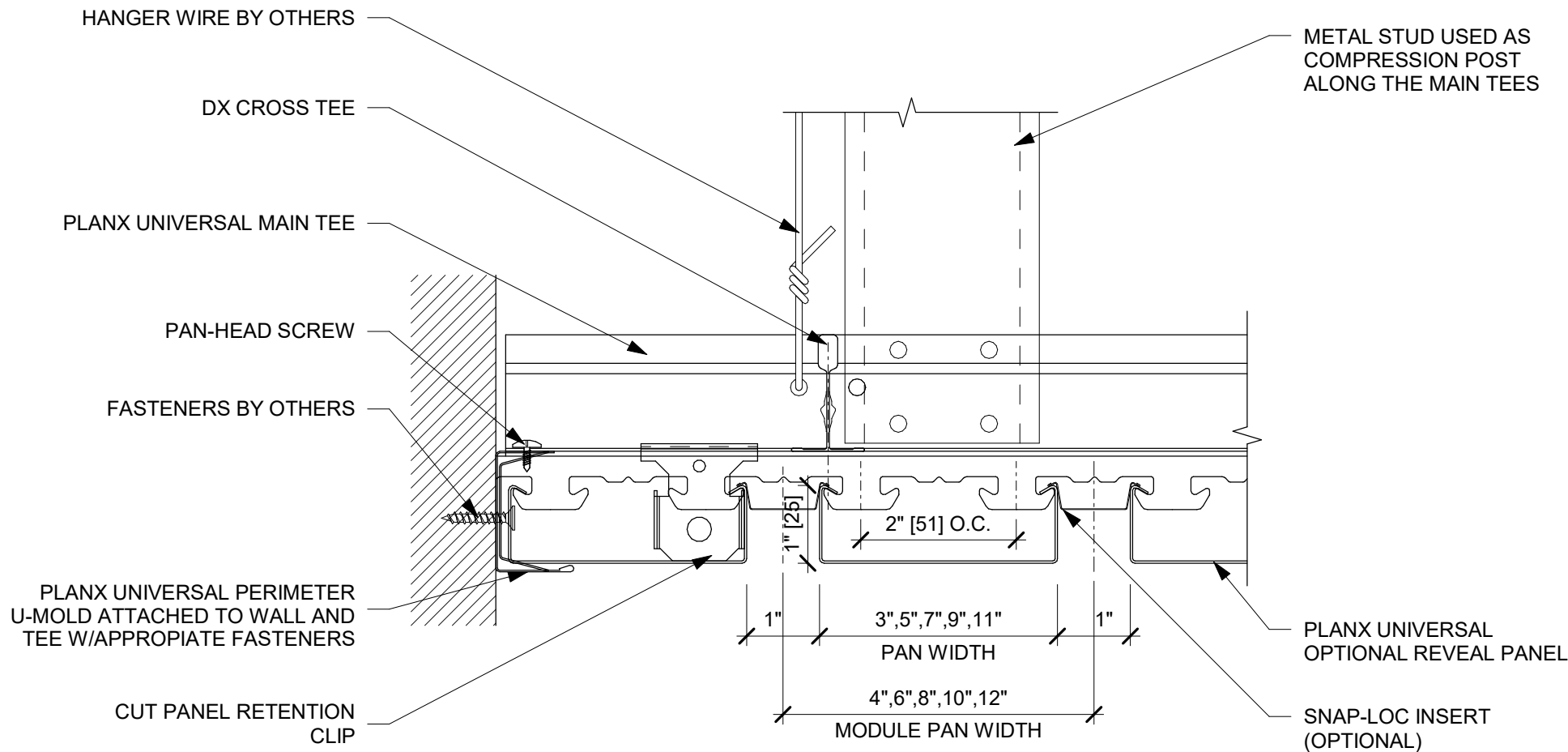
REV: DATE:

SHEET INFORMATION:

SCALE: 6" = 1'-0"

PLXU-OR-DTL 12
OPTIONAL REVEAL - EXTERIOR - 2-
SECTION THRU MAIN TEE

DISCLAIMER: THE USG PRODUCT DETAILS CONTAINED HEREIN ARE INTENDED FOR USE AS PRODUCT REFERENCE MATERIAL BY ARCHITECTS, ENGINEERS, OTHER DESIGN PROFESSIONALS, CONTRACTORS, BUILDING CODE OFFICIALS, OR OTHER COMPETENT CONSTRUCTION INDUSTRY TRADE PROFESSIONALS HAVING AN INTEREST IN THE SELECTION, SPECIFICATION AND USE OF PRODUCTS MANUFACTURED BY THE SUBSIDIARIES OF USG CORPORATION. THE DRAWINGS ARE INTENDED SOLELY AS TECHNICAL SUPPORT INCIDENT TO THE SALE AND USE OF USG PRODUCTS AND NOT INTENDED TO BE A SUBSTITUTE FOR THE DESIGN REVIEW AND APPROVAL OF THE LICENSED DESIGN PROFESSIONALS FOR THE PROJECT. THESE MATERIALS MAY BE PRINTED AND/OR TRANSFERRED ELECTRONICALLY SOLELY AS NEEDED BY THE USER, BECAUSE CAD ELECTRONIC FILES AND BIM (BUILDING INFORMATION MODELING) FILES CAN BE MODIFIED BY OTHER PARTIES, WITHOUT NOTICE OR INDICATION OF SUCH MODIFICATIONS, MODIFICATION OF USG PRODUCT CAD AND/OR BIM DRAWINGS IS THE SOLE RESPONSIBILITY OF THE DESIGN PROFESSIONAL. ©2023 USG CORPORATION.



OPTIONAL
REVEAL EXTERIOR 3 PERIMETER
DETAIL @ CROSS TEE
3
6" = 1'-0"



USG Corporation
550 West Adams Street, Chicago, IL 60661
T. 800-USG4YOU www.USG.com

CEILINGS PLUS® PLANX™ UNIVERSAL SYSTEM DETAILS

ISSUE RECORD:

05/17/24

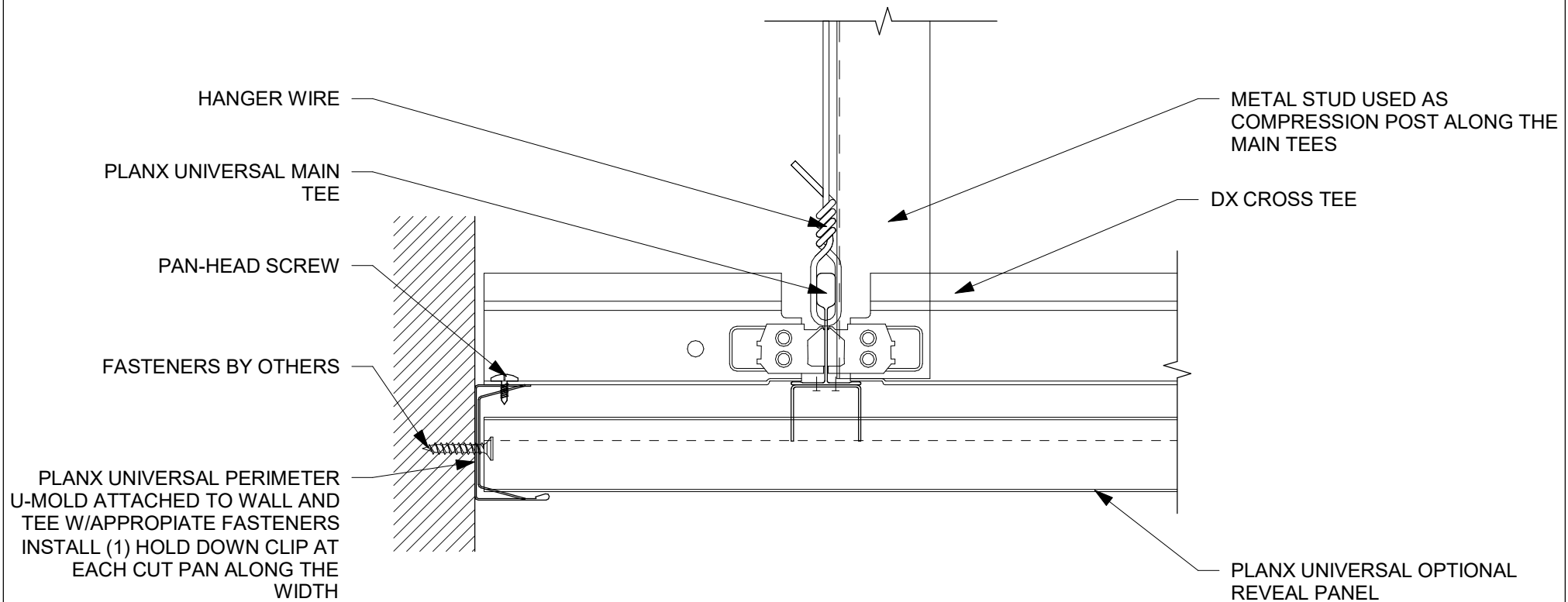
REV: DATE:

SHEET INFORMATION:

SCALE: 6" = 1'-0"

PLXU-OR-DTL 13
OPTIONAL REVEAL - EXTERIOR - 3-
PERIMETER DETAIL @ CROSS TEE

DISCLAIMER: THE USG PRODUCT DETAILS CONTAINED HEREIN ARE INTENDED FOR USE AS PRODUCT REFERENCE MATERIAL BY ARCHITECTS, ENGINEERS, OTHER DESIGN PROFESSIONALS, CONTRACTORS, BUILDING CODE OFFICIALS, OR OTHER COMPETENT CONSTRUCTION INDUSTRY TRADE PROFESSIONALS HAVING AN INTEREST IN THE SELECTION, SPECIFICATION AND USE OF PRODUCTS MANUFACTURED BY THE SUBSIDIARIES OF USG CORPORATION. THE DRAWINGS ARE INTENDED SOLELY AS TECHNICAL SUPPORT INCIDENT TO THE SALE AND USE OF USG PRODUCTS AND NOT INTENDED TO BE A SUBSTITUTE FOR THE DESIGN REVIEW AND APPROVAL OF THE LICENSED DESIGN PROFESSIONALS FOR THE PROJECT. THESE MATERIALS MAY BE PRINTED AND/OR TRANSFERRED ELECTRONICALLY SOLELY AS NEEDED BY THE USER, BECAUSE CAD ELECTRONIC FILES AND BIM (BUILDING INFORMATION MODELING) FILES CAN BE MODIFIED BY OTHER PARTIES, WITHOUT NOTICE OR INDICATION OF SUCH MODIFICATIONS, MODIFICATION OF USG PRODUCT CAD AND/OR BIM DRAWINGS IS THE SOLE RESPONSIBILITY OF THE DESIGN PROFESSIONAL. ©2023 USG CORPORATION.



OPTIONAL
REVEAL_EXTERIOR_4_PERIMETER
DETAIL @ MAIN TEE
4
6" = 1'-0"



USG Corporation
550 West Adams Street, Chicago, IL 60661
T. 800-USG4YOU www.USG.com

CEILINGS PLUS® PLANX™ UNIVERSAL SYSTEM DETAILS

ISSUE RECORD:

05/17/24

REV: DATE:

SHEET INFORMATION:

SCALE: 6" = 1'-0"

PLXU-OR-DTL 14
OPTIONAL REVEAL - EXTERIOR - 4-
PERIMETER DETAIL @ MAIN TEE

DISCLAIMER: THE USG PRODUCT DETAILS CONTAINED HEREIN ARE INTENDED FOR USE AS PRODUCT REFERENCE MATERIAL BY ARCHITECTS, ENGINEERS, OTHER DESIGN PROFESSIONALS, CONTRACTORS, BUILDING CODE OFFICIALS, OR OTHER COMPETENT CONSTRUCTION INDUSTRY TRADE PROFESSIONALS HAVING AN INTEREST IN THE SELECTION, SPECIFICATION AND USE OF PRODUCTS MANUFACTURED BY THE SUBSIDIARIES OF USG CORPORATION. THE DRAWINGS ARE INTENDED SOLELY AS TECHNICAL SUPPORT INCIDENT TO THE SALE AND USE OF USG PRODUCTS AND NOT INTENDED TO BE A SUBSTITUTE FOR THE DESIGN REVIEW AND APPROVAL OF THE LICENSED DESIGN PROFESSIONALS FOR THE PROJECT. THESE MATERIALS MAY BE PRINTED AND/OR TRANSFERRED ELECTRONICALLY SOLELY AS NEEDED BY THE USER, BECAUSE CAD ELECTRONIC FILES AND BIM (BUILDING INFORMATION MODELING) FILES CAN BE MODIFIED BY OTHER PARTIES, WITHOUT NOTICE OR INDICATION OF SUCH MODIFICATIONS, MODIFICATION OF USG PRODUCT CAD AND/OR BIM DRAWINGS IS THE SOLE RESPONSIBILITY OF THE DESIGN PROFESSIONAL. ©2023 USG CORPORATION.